

**QUARTERLY STATEMENT**

**OF THE**

**First Allmerica Financial Life Insurance Company**

**TO THE**

**Insurance Department**

**OF THE**

**STATE OF**

**FOR THE QUARTER ENDED  
JUNE 30, 2023**

LIFE, ACCIDENT AND HEALTH

FRATERNAL BENEFIT SOCIETIES

**2023**



LIFE, ACCIDENT AND HEALTH COMPANIES/FRATERNAL BENEFIT SOCIETIES - ASSOCIATION EDITION

QUARTERLY STATEMENT

AS OF JUNE 30, 2023

OF THE CONDITION AND AFFAIRS OF THE

First Allmerica Financial Life Insurance Company

NAIC Group Code 3891 (Current) 3891 (Prior) NAIC Company Code 69140 Employer's ID Number 04-1867050

Organized under the Laws of Massachusetts, State of Domicile or Port of Entry MA

Country of Domicile United States of America

Licensed as business type: Life, Accident and Health [X] Fraternal Benefit Societies [ ]

Incorporated/Organized 03/16/1844 Commenced Business 06/01/1845

Statutory Home Office 20 Guest Street Brighton, MA, US 02135 (Street and Number) (City or Town, State, Country and Zip Code)

Main Administrative Office 20 Guest Street Brighton, MA, US 02135 (Street and Number) (City or Town, State, Country and Zip Code) 800-457-8803 (Area Code) (Telephone Number)

Mail Address 20 Guest Street Brighton, MA, US 02135 (Street and Number or P.O. Box) (City or Town, State, Country and Zip Code)

Primary Location of Books and Records 20 Guest Street Brighton, MA, US 02135 (Street and Number) (City or Town, State, Country and Zip Code) 800-457-8803 (Area Code) (Telephone Number)

Internet Website Address www.globalatlantic.com

Statutory Statement Contact Carrie Jo Thomas MD, General Counsel, Sec. 515-393-3690 (Name) (Area Code) (Telephone Number) carrie.thomas@gafg.com 508-460-2401 (E-mail Address) (FAX Number)

OFFICERS

President Manu Sareen MD, General Counsel, Sec. Kathryn Lauren Freund Co-President & Chairman Robert Michael Arena Jr. Chief Financial Officer David Allen Jacoby

OTHER

Grid of other officers including Anup Agarwal, Jason Alexander Bickler, Robert James Egan, etc.

DIRECTORS OR TRUSTEES

Robert Michael Arena Jr., Manu Sareen, Hanben Kim Lee, Eric David Todd, Paula Genevieve Nelson

State of Iowa County of Polk SS:

The officers of this reporting entity being duly sworn, each depose and say that they are the described officers of said reporting entity, and that on the reporting period stated above, all of the herein described assets were the absolute property of the said reporting entity, free and clear from any liens or claims thereon, except as herein stated, and that this statement, together with related exhibits, schedules and explanations therein contained, annexed or referred to, is a full and true statement of all the assets and liabilities and of the condition and affairs of the said reporting entity as of the reporting period stated above, and of its income and deductions therefrom for the period ended, and have been completed in accordance with the NAIC Annual Statement Instructions and Accounting Practices and Procedures manual except to the extent that: (1) state law may differ; or, (2) that state rules or regulations require differences in reporting not related to accounting practices and procedures, according to the best of their information, knowledge and belief, respectively. Furthermore, the scope of this attestation by the described officers also includes the related corresponding electronic filing with the NAIC, when required, that is an exact copy (except for formatting differences due to electronic filing) of the enclosed statement. The electronic filing may be requested by various regulators in lieu of or in addition to the enclosed statement.

DocuSigned by: Manu Sareen, Kathryn Lauren Freund, David Allen Jacoby

Manu Sareen President

Kathryn Lauren Freund MD, General Counsel, Secretary

David Allen Jacoby Chief Financial Officer

Subscribed and sworn to before me this 18th day of July, 2023 Jennifer Coggins

- a. Is this an original filing? Yes [ X ] No [ ] b. If no, 1. State the amendment number..... 2. Date filed ..... 3. Number of pages attached.....



STATEMENT AS OF JUNE 30, 2023 OF THE First Allmerica Financial Life Insurance Company

**ASSETS**

	Current Statement Date			4 December 31 Prior Year Net Admitted Assets
	1 Assets	2 Nonadmitted Assets	3 Net Admitted Assets (Cols. 1 - 2)	
1. Bonds .....	5,325,150,550		5,325,150,550	4,750,537,593
2. Stocks:				
2.1 Preferred stocks .....				
2.2 Common stocks .....	3,091,100		3,091,100	1,544,900
3. Mortgage loans on real estate:				
3.1 First liens .....	398,530,461		398,530,461	111,274,479
3.2 Other than first liens.....	46,649,707		46,649,707	45,769,409
4. Real estate:				
4.1 Properties occupied by the company (less \$ encumbrances) .....				
4.2 Properties held for the production of income (less \$ ..... encumbrances) .....				
4.3 Properties held for sale (less \$ ..... encumbrances) .....				
5. Cash (\$ .....5,206,073 ), cash equivalents (\$ .....179,487,675 ) and short-term investments (\$ .....6,241,195 ) .....	190,934,943		190,934,943	391,977,714
6. Contract loans (including \$ ..... premium notes) .....	91,777,211	3,732,976	88,044,235	89,412,688
7. Derivatives .....	64,796		64,796	
8. Other invested assets .....	16,137,341		16,137,341	2,760,595
9. Receivables for securities .....				10,133,533
10. Securities lending reinvested collateral assets .....				
11. Aggregate write-ins for invested assets .....				
12. Subtotals, cash and invested assets (Lines 1 to 11) .....	6,072,336,110	3,732,976	6,068,603,134	5,403,410,911
13. Title plants less \$ ..... charged off (for Title insurers only) .....				
14. Investment income due and accrued .....	69,753,698		69,753,698	62,665,861
15. Premiums and considerations:				
15.1 Uncollected premiums and agents' balances in the course of collection .....	795,009	274,584	520,425	486,337
15.2 Deferred premiums, agents' balances and installments booked but deferred and not yet due (including \$ ..... earned but unbilled premiums) .....	1,596,117		1,596,117	1,733,281
15.3 Accrued retrospective premiums (\$ ..... ) and contracts subject to redetermination (\$ ..... ) .....				
16. Reinsurance:				
16.1 Amounts recoverable from reinsurers .....	19,093,022		19,093,022	23,781,079
16.2 Funds held by or deposited with reinsured companies .....	565,805,691		565,805,691	569,557,256
16.3 Other amounts receivable under reinsurance contracts .....	91,646,401	484,913	91,161,488	106,961,131
17. Amounts receivable relating to uninsured plans .....				
18.1 Current federal and foreign income tax recoverable and interest thereon ....	3,378,566		3,378,566	420,145
18.2 Net deferred tax asset .....	21,284,731	9,240,816	12,043,915	11,787,163
19. Guaranty funds receivable or on deposit .....	33,558		33,558	36,919
20. Electronic data processing equipment and software .....				
21. Furniture and equipment, including health care delivery assets (\$ ..... ) .....				
22. Net adjustment in assets and liabilities due to foreign exchange rates .....				
23. Receivables from parent, subsidiaries and affiliates .....				
24. Health care (\$ ..... ) and other amounts receivable .....				
25. Aggregate write-ins for other than invested assets .....	15,128,536		15,128,536	1,289,848
26. Total assets excluding Separate Accounts, Segregated Accounts and Protected Cell Accounts (Lines 12 to 25) .....	6,860,851,439	13,733,289	6,847,118,150	6,182,129,931
27. From Separate Accounts, Segregated Accounts and Protected Cell Accounts .....	118,719,910		118,719,910	111,014,704
28. Total (Lines 26 and 27)	6,979,571,349	13,733,289	6,965,838,060	6,293,144,635
<b>DETAILS OF WRITE-INS</b>				
1101. ....				
1102. ....				
1103. ....				
1198. Summary of remaining write-ins for Line 11 from overflow page .....				
1199. Totals (Lines 1101 through 1103 plus 1198)(Line 11 above)				
2501. Amounts recoverable from distribution channels .....	11,799,286		11,799,286	
2502. Service fee receivable .....	2,230,783		2,230,783	100,178
2503. Pension annuity contract .....	1,098,467		1,098,467	1,189,670
2598. Summary of remaining write-ins for Line 25 from overflow page .....				
2599. Totals (Lines 2501 through 2503 plus 2598)(Line 25 above)	15,128,536		15,128,536	1,289,848

**LIABILITIES, SURPLUS AND OTHER FUNDS**

	1 Current Statement Date	2 December 31 Prior Year
1. Aggregate reserve for life contracts \$ ..... 1,050,498,201 less \$ ..... included in Line 6.3 (including \$ ..... 18,389,509 Modco Reserve) .....	1,050,498,201	979,835,191
2. Aggregate reserve for accident and health contracts (including \$ ..... Modco Reserve) .....		
3. Liability for deposit-type contracts (including \$ ..... Modco Reserve).....	265,016,264	272,719,290
4. Contract claims:		
4.1 Life .....	17,406,080	16,678,506
4.2 Accident and health .....		
5. Policyholders' dividends/refunds to members \$ .....266,338 and coupons \$ ..... due and unpaid .....	266,338	266,322
6. Provision for policyholders' dividends, refunds to members and coupons payable in following calendar year - estimated amounts:		
6.1 Policyholders' dividends and refunds to members apportioned for payment (including \$ ..... Modco) .....	65,222	106,437
6.2 Policyholders' dividends and refunds to members not yet apportioned (including \$ ..... Modco) .....		
6.3 Coupons and similar benefits (including \$ ..... Modco) .....		
7. Amount provisionally held for deferred dividend policies not included in Line 6 .....		
8. Premiums and annuity considerations for life and accident and health contracts received in advance less \$ ..... discount; including \$ ..... accident and health premiums .....	51,924	50,388
9. Contract liabilities not included elsewhere:		
9.1 Surrender values on canceled contracts .....		
9.2 Provision for experience rating refunds, including the liability of \$ ..... accident and health experience rating refunds of which \$ ..... is for medical loss ratio rebate per the Public Health Service Act .....		
9.3 Other amounts payable on reinsurance, including \$ .....59,114,207 assumed and \$ .....98,666,828 ceded .....	157,781,036	86,900,016
9.4 Interest Maintenance Reserve .....	12,858,501	23,931,432
10. Commissions to agents due or accrued-life and annuity contracts \$ ..... , accident and health \$ ..... and deposit-type contract funds \$ .....	46,346	113,187
11. Commissions and expense allowances payable on reinsurance assumed .....		
12. General expenses due or accrued .....	4,971,440	1,841,318
13. Transfers to Separate Accounts due or accrued (net) (including \$ ..... (927,492) accrued for expense allowances recognized in reserves, net of reinsured allowances) .....	(1,826,318)	(2,023,947)
14. Taxes, licenses and fees due or accrued, excluding federal income taxes .....	(883,484)	(160,638)
15.1 Current federal and foreign income taxes, including \$ ..... on realized capital gains (losses) .....		
15.2 Net deferred tax liability .....		
16. Unearned investment income .....	951,414	854,871
17. Amounts withheld or retained by reporting entity as agent or trustee .....	152,486	104,103
18. Amounts held for agents' account, including \$ ..... agents' credit balances .....		
19. Remittances and items not allocated .....	13,436,507	12,093,093
20. Net adjustment in assets and liabilities due to foreign exchange rates .....		
21. Liability for benefits for employees and agents if not included above .....		
22. Borrowed money \$ ..... and interest thereon \$ .....		
23. Dividends to stockholders declared and unpaid .....		
24. Miscellaneous liabilities:		
24.01 Asset valuation reserve .....	25,994,120	22,543,414
24.02 Reinsurance in unauthorized and certified (\$ ..... ) companies .....		
24.03 Funds held under reinsurance treaties with unauthorized and certified (\$ ..... ) reinsurers .....	3,939,163,459	3,437,992,217
24.04 Payable to parent, subsidiaries and affiliates .....	4,065,686	5,583,290
24.05 Drafts outstanding .....		
24.06 Liability for amounts held under uninsured plans .....		
24.07 Funds held under coinsurance .....	1,227,093,038	1,218,720,455
24.08 Derivatives .....		16,450
24.09 Payable for securities .....	26,115,904	10,258,179
24.10 Payable for securities lending .....		
24.11 Capital notes \$ ..... and interest thereon \$ .....		
25. Aggregate write-ins for liabilities .....	3,890,261	4,034,994
26. Total liabilities excluding Separate Accounts business (Lines 1 to 25) .....	6,747,114,425	6,092,458,568
27. From Separate Accounts Statement .....	118,719,910	111,014,704
28. Total liabilities (Lines 26 and 27) .....	6,865,834,335	6,203,473,272
29. Common capital stock .....	5,000,010	5,000,010
30. Preferred capital stock .....		
31. Aggregate write-ins for other than special surplus funds .....		
32. Surplus notes .....		
33. Gross paid in and contributed surplus .....	174,062,043	147,062,043
34. Aggregate write-ins for special surplus funds .....	2,250,000	2,250,000
35. Unassigned funds (surplus) .....	(81,308,328)	(64,640,690)
36. Less treasury stock, at cost:		
36.1 ..... shares common (value included in Line 29 \$ ..... ) .....		
36.2 ..... shares preferred (value included in Line 30 \$ ..... ) .....		
37. Surplus (Total Lines 31+32+33+34+35-36) (including \$ ..... in Separate Accounts Statement) .....	95,003,715	84,671,353
38. Totals of Lines 29, 30 and 37 .....	100,003,725	89,671,363
39. Totals of Lines 28 and 38 (Page 2, Line 28, Col. 3) .....	6,965,838,060	6,293,144,635
<b>DETAILS OF WRITE-INS</b>		
2501. Funds withheld other liabilities .....	3,810,009	3,969,750
2502. Other liabilities .....	80,252	65,244
2503. ....		
2598. Summary of remaining write-ins for Line 25 from overflow page .....		
2599. Totals (Lines 2501 through 2503 plus 2598)(Line 25 above) .....	3,890,261	4,034,994
3101. ....		
3102. ....		
3103. ....		
3198. Summary of remaining write-ins for Line 31 from overflow page .....		
3199. Totals (Lines 3101 through 3103 plus 3198)(Line 31 above) .....		
3401. Contingency reserves .....	2,250,000	2,250,000
3402. ....		
3403. ....		
3498. Summary of remaining write-ins for Line 34 from overflow page .....		
3499. Totals (Lines 3401 through 3403 plus 3498)(Line 34 above) .....	2,250,000	2,250,000

## SUMMARY OF OPERATIONS

	1 Current Year To Date	2 Prior Year To Date	3 Prior Year Ended December 31
1. Premiums and annuity considerations for life and accident and health contracts	214,135,937	27,134,553	432,430,070
2. Considerations for supplementary contracts with life contingencies	35,580	103,454	228,446
3. Net investment income	142,444,294	51,439,245	138,539,441
4. Amortization of Interest Maintenance Reserve (IMR)	384,976	2,512,554	4,523,733
5. Separate Accounts net gain from operations excluding unrealized gains or losses			
6. Commissions and expense allowances on reinsurance ceded	(8,281,525)	7,647,520	923,817,630
7. Reserve adjustments on reinsurance ceded			
8. Miscellaneous Income:			
8.1 Income from fees associated with investment management, administration and contract guarantees from Separate Accounts	12,716,905	8,875,501	18,965,754
8.2 Charges and fees for deposit-type contracts			
8.3 Aggregate write-ins for miscellaneous income	25,665,806	16,640,559	53,010,265
9. Totals (Lines 1 to 8.3)	387,101,973	114,353,386	1,571,515,339
10. Death benefits	7,667,615	9,544,960	9,580,388
11. Matured endowments (excluding guaranteed annual pure endowments)	102	2,700	4,198
12. Annuity benefits	12,615,404	12,972,209	24,217,821
13. Disability benefits and benefits under accident and health contracts	32,237	24,469	53,395
14. Coupons, guaranteed annual pure endowments and similar benefits			
15. Surrender benefits and withdrawals for life contracts	51,142,146	14,272,273	38,119,739
16. Group conversions			
17. Interest and adjustments on contract or deposit-type contract funds	(512,549)	(419,314)	(681,310)
18. Payments on supplementary contracts with life contingencies			
19. Increase in aggregate reserves for life and accident and health contracts	70,663,010	8,499,764	404,316,032
20. Totals (Lines 10 to 19)	141,607,965	44,897,061	475,610,263
21. Commissions on premiums, annuity considerations, and deposit-type contract funds (direct business only)	318,272	498,590	905,530
22. Commissions and expense allowances on reinsurance assumed	101,777,877	3,131,389	991,633,659
23. General insurance expenses and fraternal expenses	3,687,798	10,396,820	21,258,143
24. Insurance taxes, licenses and fees, excluding federal income taxes	1,346,151	(176,559)	1,270,587
25. Increase in loading on deferred and uncollected premiums	(56,504)	(141,771)	(12,074)
26. Net transfers to or (from) Separate Accounts net of reinsurance	(3,256,195)	(376,931)	302,967
27. Aggregate write-ins for deductions	150,629,282	65,311,031	160,126,437
28. Totals (Lines 20 to 27)	396,054,646	123,539,630	1,651,095,512
29. Net gain from operations before dividends to policyholders and federal income taxes (Line 9 minus Line 28)	(8,952,673)	(9,186,244)	(79,580,174)
30. Dividends to policyholders and refunds to members	13,652	114,875	134,052
31. Net gain from operations after dividends to policyholders, refunds to members and before federal income taxes (Line 29 minus Line 30)	(8,966,325)	(9,301,119)	(79,714,226)
32. Federal and foreign income taxes incurred (excluding tax on capital gains)	(4,636,849)	(3,953,927)	2,695,961
33. Net gain from operations after dividends to policyholders, refunds to members and federal income taxes and before realized capital gains or (losses) (Line 31 minus Line 32)	(4,329,476)	(5,347,192)	(82,410,187)
34. Net realized capital gains (losses) (excluding gains (losses) transferred to the IMR) less capital gains tax of \$ 990,801 (excluding taxes of \$ 1,424,825) transferred to the IMR	(4,129,527)	(1,049,722)	(3,308,997)
35. Net income (Line 33 plus Line 34)	(8,459,003)	(6,396,914)	(85,719,184)
<b>CAPITAL AND SURPLUS ACCOUNT</b>			
36. Capital and surplus, December 31, prior year	89,671,363	121,501,310	121,501,310
37. Net income (Line 35)	(8,459,003)	(6,396,914)	(85,719,184)
38. Change in net unrealized capital gains (losses) less capital gains tax of \$ 56,085	(3,138,140)	(1,181,884)	(2,132,206)
39. Change in net unrealized foreign exchange capital gain (loss)			
40. Change in net deferred income tax	609,300	88,076	24,467,066
41. Change in nonadmitted assets	295,651	(2,770,554)	(9,042,297)
42. Change in liability for reinsurance in unauthorized and certified companies			
43. Change in reserve on account of change in valuation basis, (increase) or decrease			
44. Change in asset valuation reserve	(3,450,706)	(224,696)	(8,292,406)
45. Change in treasury stock			
46. Surplus (contributed to) withdrawn from Separate Accounts during period			
47. Other changes in surplus in Separate Accounts Statement			
48. Change in surplus notes			
49. Cumulative effect of changes in accounting principles			1,574,652
50. Capital changes:			
50.1 Paid in			
50.2 Transferred from surplus (Stock Dividend)			
50.3 Transferred to surplus			
51. Surplus adjustment:			
51.1 Paid in	27,000,000		50,000,000
51.2 Transferred to capital (Stock Dividend)			
51.3 Transferred from capital			
51.4 Change in surplus as a result of reinsurance	(2,524,741)	(1,276,367)	(2,685,572)
52. Dividends to stockholders			
53. Aggregate write-ins for gains and losses in surplus			
54. Net change in capital and surplus for the year (Lines 37 through 53)	10,332,361	(11,762,339)	(31,829,947)
55. Capital and surplus, as of statement date (Lines 36 + 54)	100,003,725	109,738,971	89,671,363
<b>DETAILS OF WRITE-INS</b>			
08.301. Mortality fee income	14,991,339	15,826,628	31,087,006
08.302. Miscellaneous income	7,201,910	(1,412,439)	4,712,217
08.303. Net ceded and assumed adjustment to IMR	5,327,900		8,810,236
08.398. Summary of remaining write-ins for Line 8.3 from overflow page	(1,855,343)	2,226,370	8,400,806
08.399. Totals (Lines 08.301 through 08.303 plus 08.398) (Line 8.3 above)	25,665,806	16,640,559	53,010,265
2701. Funds withheld ceded net investment income	116,155,250	34,690,763	104,267,134
2702. Net change in deposit liabilities	29,323,124	29,437,483	53,183,369
2703. Miscellaneous expense	5,150,908	1,182,785	2,675,934
2798. Summary of remaining write-ins for Line 27 from overflow page			
2799. Totals (Lines 2701 through 2703 plus 2798)(Line 27 above)	150,629,282	65,311,031	160,126,437
5301.			
5302.			
5303.			
5398. Summary of remaining write-ins for Line 53 from overflow page			
5399. Totals (Lines 5301 through 5303 plus 5398)(Line 53 above)			

## STATEMENT AS OF JUNE 30, 2023 OF THE First Allmerica Financial Life Insurance Company

**CASH FLOW**

	1 Current Year To Date	2 Prior Year To Date	3 Prior Year Ended December 31
<b>Cash from Operations</b>			
1. Premiums collected net of reinsurance .....	86,267,716	27,324,150	239,201,585
2. Net investment income .....	134,524,772	56,359,128	127,767,002
3. Miscellaneous income .....	27,413,602	28,637,099	(35,893,644)
4. Total (Lines 1 to 3) .....	248,206,090	112,320,377	331,074,943
5. Benefit and loss related payments .....	(5,351,696)	11,300,406	10,632,426
6. Net transfers to Separate Accounts, Segregated Accounts and Protected Cell Accounts .....	(3,453,824)	(569,412)	(544,079)
7. Commissions, expenses paid and aggregate write-ins for deductions .....	301,794,367	80,358,479	168,974,801
8. Dividends paid to policyholders .....	54,851	155,569	144,136
9. Federal and foreign income taxes paid (recovered) net of \$ ..... tax on capital gains (losses) .....	(2,112,452)	(1,789,935)	(1,524,040)
10. Total (Lines 5 through 9) .....	290,931,246	89,455,107	177,683,244
11. Net cash from operations (Line 4 minus Line 10) .....	(42,725,156)	22,865,270	153,391,699
<b>Cash from Investments</b>			
12. Proceeds from investments sold, matured or repaid:			
12.1 Bonds .....	1,060,092,147	113,147,935	2,758,992,411
12.2 Stocks .....			
12.3 Mortgage loans .....	1,474,335	131,351	(5,289,302)
12.4 Real estate .....			
12.5 Other invested assets .....	983,020	2,689,635	866,825
12.6 Net gains or (losses) on cash, cash equivalents and short-term investments .....			
12.7 Miscellaneous proceeds .....	25,991,257	36,243	
12.8 Total investment proceeds (Lines 12.1 to 12.7) .....	1,088,540,759	116,005,164	2,754,569,934
13. Cost of investments acquired (long-term only):			
13.1 Bonds .....	849,278,477	140,898,792	2,551,900,020
13.2 Stocks .....	1,546,200		1,544,900
13.3 Mortgage loans .....	289,959,293		145,567,778
13.4 Real estate .....			
13.5 Other invested assets .....	15,483,014		501,000
13.6 Miscellaneous applications .....	68,653	(1,620,455)	1,711,358
13.7 Total investments acquired (Lines 13.1 to 13.6) .....	1,156,335,637	139,278,337	2,701,225,056
14. Net increase (or decrease) in contract loans and premium notes .....	(1,391,185)	3,149,611	562,358
15. Net cash from investments (Line 12.8 minus Line 13.7 and Line 14) .....	(66,403,693)	(26,422,784)	52,782,520
<b>Cash from Financing and Miscellaneous Sources</b>			
16. Cash provided (applied):			
16.1 Surplus notes, capital notes .....			
16.2 Capital and paid in surplus, less treasury stock .....	27,000,000		50,000,000
16.3 Borrowed funds .....			
16.4 Net deposits on deposit-type contracts and other insurance liabilities .....	(7,703,027)	(4,625,216)	(14,314,729)
16.5 Dividends to stockholders .....			
16.6 Other cash provided (applied) .....	(111,210,895)	(21,963,802)	49,470,195
17. Net cash from financing and miscellaneous sources (Line 16.1 through Line 16.4 minus Line 16.5 plus Line 16.6) .....	(91,913,922)	(26,589,018)	85,155,466
<b>RECONCILIATION OF CASH, CASH EQUIVALENTS AND SHORT-TERM INVESTMENTS</b>			
18. Net change in cash, cash equivalents and short-term investments (Line 11, plus Lines 15 and 17) .....	(201,042,771)	(30,146,532)	291,329,685
19. Cash, cash equivalents and short-term investments:			
19.1 Beginning of year .....	391,977,714	100,648,029	100,648,029
19.2 End of period (Line 18 plus Line 19.1) .....	190,934,943	70,501,497	391,977,714

Note: Supplemental disclosures of cash flow information for non-cash transactions:

20.0001. Reclass of residual tranches .....			(501,000)
20.0002. Non cash investment transactions - bonds .....			(37,598,018)
20.0003. Non cash investment transactions - mortgages .....			(16,400,735)
20.0004. Non cash investment transactions - OIA .....			(1,931,053)
20.0005. Bonds received to settle reinsurance transactions .....	(788,094,818)		(2,703,387,387)
20.0006. Assumed premiums from reinsurance transactions .....	795,977,845		3,789,124,138
20.0007. Assumed accrued investment income to settle reinsurance transactions .....	(7,883,028)		(27,884,148)
20.0008. Non cash assumed commission .....			(1,006,852,202)
20.0009. Assumed contract loans from reinsurance transactions .....			(51,000,402)

STATEMENT AS OF JUNE 30, 2023 OF THE First Allmerica Financial Life Insurance Company

Note: Supplemental disclosures of cash flow information for non-cash transactions:

20.0010. Ceded premiums from reinsurance transactions .....	(645,480,420)	.....	(3,531,987,307)
20.0011. Non cash ceded commissions .....	25,375,958	.....	906,218,416
20.0012. FVH payable and deposit assets on reinsurance ceded .....	620,104,462	.....	2,625,768,891

**EXHIBIT 1**

**DIRECT PREMIUMS AND DEPOSIT-TYPE CONTRACTS**

	1 Current Year To Date	2 Prior Year To Date	3 Prior Year Ended December 31
1. Industrial life .....			
2. Ordinary life insurance .....	22,981,618	26,551,254	46,090,147
3. Ordinary individual annuities .....	97,673	175,541	262,154
4. Credit life (group and individual) .....			
5. Group life insurance .....	1,509,995	1,762,244	3,281,441
6. Group annuities .....	79,278	92,635	290,144
7. A & H - group .....			
8. A & H - credit (group and individual) .....			
9. A & H - other .....	20,982	23,491	43,044
10. Aggregate of all other lines of business .....			
11. Subtotal (Lines 1 through 10) .....	24,689,546	28,605,165	49,966,930
12. Fraternal (Fraternal Benefit Societies Only) .....			
13. Subtotal (Lines 11 through 12) .....	24,689,546	28,605,165	49,966,930
14. Deposit-type contracts .....			
15. Total (Lines 13 and 14)	24,689,546	28,605,165	49,966,930
DETAILS OF WRITE-INS			
1001. ....			
1002. ....			
1003. ....			
1098. Summary of remaining write-ins for Line 10 from overflow page .....			
1099. Totals (Lines 1001 through 1003 plus 1098)(Line 10 above)			



## Notes to the Financial Statements

### 1. Summary of Significant Accounting Policies and Going Concern

#### A. Accounting Practices

First Allmerica Financial Life Insurance Company (FAFLIC or the Company) is a stock life insurance company organized under the laws of the Commonwealth of Massachusetts, and is a wholly-owned subsidiary of the Commonwealth Annuity and Life Insurance Company (Commonwealth Annuity). FAFLIC insures and reinsures blocks of traditional life, retirement products, and fixed annuities. The Company has issued such products as variable annuities, variable life products, and certain accident & health products, which have been reinsured with and are administered by reinsurers.

The financial statements of FAFLIC are completed in accordance with those statutory accounting practices prescribed or permitted by the Commonwealth of Massachusetts. The National Association of Insurance Commissioners' (NAIC) Accounting Practices and Procedures manual (NAIC SAP) has been fully adopted as a component of prescribed or permitted practices by the Commonwealth of Massachusetts. The Commonwealth of Massachusetts has not issued any permitted practices to the Company.

	SSAP #	F/S Page	F/S Line #	06/30/2023	12/31/2022
Net Income					
(1) State basis (Page 4, Line 35, Columns 1 & 3)	XXX	XXX	XXX	\$ (8,459,003)	\$ (85,719,184)
(2) State prescribed practices that are an increase / (decrease) from NAIC SAP:					
(3) State permitted practices that are an increase / (decrease) from NAIC SAP:					
(4) NAIC SAP (1-2-3=4)	XXX	XXX	XXX	<u>\$ (8,459,003)</u>	<u>\$ (85,719,184)</u>
Surplus					
(5) State basis (Page 3, Line 38, Columns 1 & 2)	XXX	XXX	XXX	\$ 100,003,725	\$ 89,671,363
(6) State prescribed practices that are an increase / (decrease) from NAIC SAP:					
(7) State permitted practices that are an increase / (decrease) from NAIC SAP:					
(8) NAIC SAP (5-6-7=8)	XXX	XXX	XXX	<u>\$ 100,003,725</u>	<u>\$ 89,671,363</u>

#### B. Use of Estimates in the Preparation of the Financial Statements

The preparation of financial statements in conformity with Statutory Accounting Principles requires management to make estimates and assumptions that affect the reported amounts of assets and liabilities. It also requires disclosure of contingent assets and liabilities at the date of the financial statements and the reported amounts of revenue and expenses during the period. Actual results could differ from those estimates.

#### C. Accounting Policy

Life premiums are recognized as income over the premium paying period of the related policies. Annuity considerations are recognized as income when received. Deposits on deposit-type contracts are entered directly as a liability when received. Treaties that do not meet the definition of risk transfer are recorded under the rules of deposit accounting as prescribed in Statement of Statutory Accounting Principles (SSAP) No. 61R – *Life, Deposit-Type and Accident and Health Reinsurance*. Expenses incurred in connection with acquiring new insurance business, including acquisition costs such as sales commissions, are charged to operations as incurred. The amount of dividends to be paid to policyholders is determined annually by the Company's Board of Directors. The aggregate amount of policyholder dividends is set such that anticipated revenue from the Closed Block is expected to be sufficient to support future payments for claims, certain expenses and taxes and to provide for the continuation of the dividend scales set in that year. In addition, the Company uses the following accounting policies:

- (1) Short-term investments that have original maturities of greater than three months and less than twelve months at date of purchase are carried at amortized cost, which approximates fair value.
- (2) Bonds not backed by other loans are stated at amortized cost or fair value, using the modified scientific method, in accordance with the NAIC Purposes and Procedures Manual of the Capital Markets and Investment Analysis Office. The Company does not hold SVO - designated securities which would be valued using a systematic value measurement method.
- (3) Common stocks are carried at fair value, except investments in stocks of uncombined subsidiaries and affiliates in which the Company has an interest of 10% or more are carried on the equity basis. The Company does not have any common stock.
- (4) The Company does not have any preferred stocks.
- (5) Mortgage loans are stated at amortized cost or fair value, in accordance with the NAIC Purposes and Procedures Manual of the Capital Markets and Investment Analysis Office.
- (6) Loan-backed bonds and structured securities are stated at amortized cost using the interest method including anticipated prepayments at the date of purchase in accordance with SSAP No. 43R - *Loan-Backed and Structured Securities*. Changes in prepayment speeds and estimated cash flows from the original purchase assumptions are evaluated quarterly and are accounted for on the prospective basis.
- (7) Investments in common stocks of subsidiaries, controlled and affiliated entities are carried at the Company's share of underlying GAAP equity.
- (8) The Company has ownership interests in limited partnerships, joint ventures, or limited liability entities. The Company carries these interests based upon their proportionate share of the underlying GAAP equity of the investment.
- (9) Derivative instruments are accounted for at fair value. The changes in the fair market value of the derivative instruments are recorded as unrealized gains or unrealized losses until termination.
- (10) The Company does not anticipate investment income as a factor in the premium deficiency calculation.
- (11) Claim reserves are established equal to 100% of the estimated benefit payable.
- (12) The Company did not have a change in the capitalization policy or resultant predefined thresholds from the prior year.
- (13) The Company does not have any pharmaceutical rebate receivables.

#### D. Going Concern

There is no substantial doubt about the Company's ability to continue as a going concern.

## Notes to the Financial Statements

**2. Accounting Changes and Corrections of Errors** - Not Applicable

**3. Business Combinations and Goodwill**

- A. Statutory Purchase Method - Not Applicable
- B. Statutory Merger - Not Applicable
- C. Assumption Reinsurance - Not Applicable
- D. Impairment Loss - Not Applicable
- E. Subcomponents and Calculation of Adjusted Surplus and Total Admitted Goodwill - None

**4. Discontinued Operations**

The Company does not have any discontinued operations.

**5. Investments**

A. Mortgage Loans, including Mezzanine Real Estate Loans

- (1) The maximum and minimum lending rates for mortgage loans invested in during 2023 were 11.88% and 3.25%, respectively.
- (2) Maximum percentage of any one loan to the value of security at the time of the loan, exclusive of guaranteed or purchase money mortgages was 100.00%.
- (3) Taxes, assessments and any amounts advanced and not included in mortgage loan total - None

**Notes to the Financial Statements**

**5. Investments (Continued)**

(4) Age analysis of mortgage loans and identification of mortgage loans in which the insurer is a participant or co-lender in a mortgage loan agreement

	Farm	Residential		Commercial		Mezzanine	Total
		Insured	All Other	Insured	All Other		
a. Current Year							
1. Recorded Investment (All)							
(a) Current	\$	\$	\$ 190,103,300	\$	\$ 201,381,391	\$ 46,649,707	\$ 438,134,399
(b) 30 - 59 days past due			6,713,314				6,713,314
(c) 60 - 89 days past due			332,455				332,455
(d) 90 - 179 days past due							
(e) 180+ days past due							
2. Accruing Interest 90-179 Days Past Due							
(a) Recorded investment	\$	\$	\$	\$	\$	\$	\$
(b) Interest accrued							
3. Accruing Interest 180+ Days Past Due							
(a) Recorded investment	\$	\$	\$	\$	\$	\$	\$
(b) Interest accrued							
4. Interest Reduced							
(a) Recorded investment	\$	\$	\$	\$	\$	\$	\$
(b) Number of loans							
(c) Percent reduced	%	%	%	%	%	%	%
5. Participant or Co-lender in a Mortgage Loan Agreement							
(a) Recorded investment	\$	\$	\$	\$	\$	\$	\$
b. Prior Year							
1. Recorded Investment							
(a) Current	\$	\$	\$ 16,917,997	\$	\$ 94,340,447	\$ 45,769,409	\$ 157,027,853
(b) 30 - 59 days past due			16,035				16,035
(c) 60 - 89 days past due							
(d) 90 - 179 days past due							
(e) 180+ days past due							
2. Accruing Interest 90-179 Days Past Due							
(a) Recorded investment	\$	\$	\$	\$	\$	\$	\$
(b) Interest accrued							
3. Accruing Interest 180+ Days Past Due							
(a) Recorded investment	\$	\$	\$	\$	\$	\$	\$
(b) Interest accrued							
4. Interest Reduced							
(a) Recorded investment	\$	\$	\$	\$	\$	\$	\$
(b) Number of loans							
(c) Percent reduced	%	%	%	%	%	%	%
5. Participant or Co-lender in a Mortgage Loan Agreement							
(a) Recorded investment	\$	\$	\$	\$	\$	\$	\$

(5) Investment in impaired loans with or without allowance for credit losses and impaired loans subject to a participant or co-lender mortgage loan agreement for which the reporting entity is restricted from unilaterally foreclosing on the mortgage loan - Not Applicable

(6) Investment in impaired loans - average recorded investment, interest income recognized, recorded investment on nonaccrual status and amount of interest income recognized using a cash-basis method of accounting - Not Applicable

(7) Allowance for credit losses - Not Applicable

(8) Mortgage loans derecognized as a result of foreclosure - Not Applicable

(9) Policy for recognizing interest income and impaired loans - Not Applicable

B. Debt Restructuring - Not Applicable

C. Reverse Mortgages - Not Applicable

**Notes to the Financial Statements**

**5. Investments (Continued)**

D. Loan-Backed Securities

- (1) Loan-backed and structured securities (“LBASS”) are valued and reported in accordance with Statement of Statutory Accounting Principles (“SSAP”) 43R – Loan-Backed and Structured Securities. Prepayment assumptions are primarily obtained from external sources or internal estimates. These assumptions are consistent with the current interest rate and economic environment. The prospective adjustment method is used on most non-agency LBASS. Fair values are based on independent pricing sources. The Company reviews securities at least quarterly for other-than-temporary impairments (“OTTI”) using current cash flow assumptions. The Company has recognized an OTTI charge on loan-backed securities of \$753,238 and \$1,034,437 as of June 30, 2023 and December 31, 2022, respectively.
- (2) Loan-backed and structured securities with a recognized other-than-temporary impairment (OTTI) - Not Applicable
- (3) Securities held that were other-than-temporarily impaired due to the present value of cash flows expected to be collected was less than the amortized cost of securities

(1)	(2)	(3)	(4)	(5)	(6)	(7)
CUSIP	Book/Adjusted Carrying Value Amortized Cost Before Current Period OTTI	Present Value of Projected Cash Flows	Recognized OTTI	Amortized Cost After OTTI	Fair Value at Time of OTTI	Date of Financial Statement Where Reported
..61751DAG9	\$ 1,674,212	\$ 1,645,151	\$ 29,061	\$ 1,645,151	\$ 1,422,230	06/30/2023
..69343FAB3	5,269,497	4,976,224	293,274	4,976,224	4,766,375	03/31/2023
..61751DAG9	1,696,876	1,680,218	16,658	1,680,218	1,429,424	03/31/2023
..52522DAL5	7,813,377	7,590,805	222,572	7,590,805	7,137,595	03/31/2023
..52524GAA0	3,437,729	3,377,611	60,118	3,377,611	3,377,611	03/31/2023
..41162CAC5	5,109,367	4,977,811	131,556	4,977,811	4,977,811	03/31/2023
Total			\$ 753,238			

- (4) All impaired securities for which an OTTI has not been recognized in earnings as a realized loss
  - a. The aggregate amount of unrealized losses:
    - 1. Less than 12 months ..... \$ (17,587,496)
    - 2. 12 months or longer ..... (11,865,501)
  - b. The aggregate related fair value of securities with unrealized losses:
    - 1. Less than 12 months ..... \$ 313,025,035
    - 2. 12 months or longer ..... 104,952,704
- (5) The Company evaluates whether credit impairment exists by considering primarily the following factors: a) changes in the financial condition, credit rating and near term prospects of the issuer, b) whether the issuer is current on contractually obligated interest and principal payments, c) changes in the financial condition of the security's underlying collateral, d) the payment structure of the security and e) the length of time and extent to which the fair value has been less than amortized cost of the security.

- E. Dollar Repurchase Agreements and/or Securities Lending Transactions - Not Applicable
- F. Repurchase Agreements Transactions Accounted for as Secured Borrowing - Not Applicable
- G. Reverse Repurchase Agreements Transactions Accounted for as Secured Borrowing - Not Applicable
- H. Repurchase Agreements Transactions Accounted for as a Sale - Not Applicable
- I. Reverse Repurchase Agreements Transactions Accounted for as a Sale - Not Applicable
- J. Real Estate - Not Applicable
- K. Low-Income Housing Tax Credits (LIHTC) - Not Applicable

**Notes to the Financial Statements**

**5. Investments (Continued)**

L. Restricted Assets

(1) Restricted assets (including pledged)

Restricted Asset Category	Gross (Admitted & Nonadmitted) Restricted										
	Current Year							Current Year			
	(1)	(2)	(3)	(4)	(5)	(6)	(7)	(8)	(9)	(10)	(11)
	Total General Account (G/A)	G/A Supporting Separate Account (S/A) Activity	Total S/A Restricted Assets	S/A Assets Supporting G/A Activity	Total (1 + 3)	Total From Prior Year	Increase / (Decrease) (5 - 6)	Total Nonadmitted Restricted	Total Admitted Restricted (5-8)	Gross (Admitted & Nonadmitted) Restricted to Total Assets, %	Admitted to Total Admitted Assets, %
a. Subject to contractual obligation for which liability is not shown	\$	\$	\$	\$	\$	\$	\$	\$	\$	%	%
b. Collateral held under security lending agreements											
c. Subject to repurchase agreements											
d. Subject to reverse repurchase agreements											
e. Subject to dollar repurchase agreements											
f. Subject to dollar reverse repurchase agreements											
g. Placed under option contracts											
h. Letter stock or securities restricted as to sale - excluding FHLB capital stock											
i. FHLB capital stock	3,091,100				3,091,100	1,544,900	1,546,200		3,091,100	0.044	0.044
j. On deposit with states	11,821,175				11,821,175	11,864,769	(43,594)		11,821,175	0.169	0.170
k. On deposit with other regulatory bodies											
l. Pledged as collateral to FHLB (including assets backing funding agreements)											
m. Pledged as collateral not captured in other categories											
n. Other restricted assets											
<b>o. Total restricted assets (Sum of a through n)</b>	<b>\$ 14,912,275</b>	<b>\$</b>	<b>\$</b>	<b>\$</b>	<b>\$ 14,912,275</b>	<b>\$ 13,409,669</b>	<b>\$ 1,502,606</b>	<b>\$</b>	<b>\$ 14,912,275</b>	<b>0.214 %</b>	<b>0.214 %</b>

(2) Detail of assets pledged as collateral not captured in other categories (contracts that share similar characteristics, such as reinsurance and derivatives, are reported in the aggregate) - None

(3) Detail of other restricted assets (contracts that share similar characteristics, such as reinsurance and derivatives, are reported in the aggregate) - Not Applicable

(4) Collateral received and reflected as assets within the reporting entity's financial statements - Not Applicable

M. Working Capital Finance Investments - Not Applicable

N. Offsetting and Netting of Assets and Liabilities - Not Applicable

O. 5GI Securities

Investment	Number of 5GI Securities		Aggregate BACV		Aggregate Fair Value	
	06/30/2023	12/31/2022	06/30/2023	12/31/2022	06/30/2023	12/31/2022
(1) Bonds - amortized cost			\$	\$	\$	\$
(2) LB & SS - amortized cost	1		74,400		74,040	
(3) Preferred stock - amortized cost						
(4) Preferred stock - fair value						
<b>(5) Total (1+2+3+4)</b>	<b>1</b>		<b>\$ 74,400</b>	<b>\$</b>	<b>\$ 74,040</b>	<b>\$</b>

P. Short Sales - Not Applicable

## Notes to the Financial Statements

### 5. Investments (Continued)

#### Q. Prepayment Penalty and Acceleration Fees

	General Account	Separate Account
(1) Number of CUSIPs .....	1	
(2) Aggregate amount of investment income .....	\$ 525,344	\$ .....

#### R. Reporting Entity's Share of Cash Pool by Asset type - Not Applicable

### 6. Joint Ventures, Partnerships and Limited Liability Companies

#### A. Investments in Joint Ventures, Partnerships or Limited Liability Companies that Exceed 10% of Admitted Assets

The Company has no investments in joint venture, partnerships or limited liability companies that exceeded 10% of total admitted assets as of June 30, 2023 and December 31, 2022, respectively.

#### B. Impaired Investments in Joint Ventures, Partnerships and Limited Liability Companies

The Company recognizes impairments when it is probable that it will be unable to recover the carrying amount of the investment or there is evidence indicating inability of the investee to sustain earnings that would justify the carrying value of the investment. The Company did not have any impairments in joint ventures, partnerships, or limited liability companies as of June 30, 2023 and December 31, 2022, respectively.

### 7. Investment Income

The Company did not have due and accrued income over 90 days past due that was excluded from surplus as of June 30, 2023 and December 31, 2022, respectively.

### 8. Derivative Instruments

#### A. Derivatives under SSAP No. 86 - Derivatives

- (1) The Company owns equity index options to limit its net exposure to equity market risk. The Company enters into equity index future contracts through exchange to hedge general business risk. The Company receives collateral from its derivative counterparties to limit the risk of nonperformance by the counterparties.
- (2) The Company holds equity futures to hedge general business risks associated with equity markets. The total carrying value of derivative assets were \$64,790 and \$0 as of June 30, 2023 and December 31, 2022, respectively.
- (3) None of the Company's derivatives qualify for hedge accounting under SSAP No. 86 - *Derivatives*; they are accounted for under the fair value method of accounting, with changes in fair value recorded as unrealized investment gains or losses. Realized gains/losses are recorded at the option expiration date.
- (4) Derivative contracts with financing premiums - Not Applicable
- (5) Net gain or loss recognized - Not Applicable
- (6) Net gain or loss recognized from derivatives no longer qualifying for hedge accounting - Not Applicable
- (7) Derivatives accounted for as cash flow hedges of a forecasted transaction - Not Applicable
- (8) Premium Cost for Derivative Contracts - Not Applicable

#### B. Derivatives under SSAP No. 108 - Derivative Hedging Variable Annuity Guarantees (Life/Fraternal Only) - Not Applicable

### 9. Income Taxes - No Significant Changes

### 10. Information Concerning Parent, Subsidiaries, Affiliates and Other Related Parties

#### A. Nature of Relationships

On February 1, 2021, KKR & Co. Inc. ("KKR") indirectly acquired a majority interest in the Company following the merger of Global Atlantic Financial Group Limited ("GAFGL") and Magnolia Merger Sub Limited, with GAFGL as the surviving entity of the merger transaction. Prior to the merger transaction, Magnolia Merger Sub Limited was a Bermuda exempted company, a direct wholly owned subsidiary of Magnolia Parent LLC (now known as The Global Atlantic Financial Group LLC or "TGAFGL") and an indirect subsidiary of KKR. Accordingly, TGAFGL is now the holding company of GAFGL and KKR is deemed the ultimate controlling person of FAFLIC.

The Company is organized as a stock life insurance company and is a wholly-owned direct subsidiary of Commonwealth Annuity. Commonwealth Annuity is a wholly-owned indirect subsidiary of TGAFGL, a Bermuda Company.

KKR Magnolia Holdings LLC owns a total of approximately 63.3% of the outstanding ordinary shares of TGAFGL; the remaining investors, none of whom own more than 9.0%, own the remaining approximately 36.7% of the outstanding ordinary shares.

The Company invests in asset backed securities and similar investments, some of which are issued by affiliated entities. Those investments are disclosed in investments schedules, and in footnote 10B, as applicable; affiliated entities and transactions are disclosed in Schedule Y. Commencing in 2022, following clarifying guidance issued by the SAPWG, the company modified its affiliated entity listing to include SPV entities which were previously classified as unaffiliated. Investments in these entities are also reflected as affiliated investments, commencing in 2022.

#### B. Detail of Transactions Greater than ½ of 1% of total admitted assets:

On May 12, 2023, Forethought Life Insurance Company, an affiliated insurance company, issued a note with a principal sum of \$50,000,000 at a rate per annum equal to 4.23%, with a maturity date of June 30, 2023 to the Company. There were no outstanding balances on the note as of June 30, 2023.

On April 25, 2023, the Company sold \$36,202,204 of corporate obligations to Forethought Life Insurance Company, an affiliated insurance company, in exchange for cash.

On April 25, 2023, the Company purchased \$44,640,703 of commercial mortgage loans from Commonwealth Annuity and Life Insurance Company, its direct parent and affiliated insurance company, in exchange for cash.

## Notes to the Financial Statements

### 10. Information Concerning Parent, Subsidiaries, Affiliates and Other Related Parties (Continued)

On February 21, 2023, the Company purchased \$49,940,504 of asset backed securities from Commonwealth Annuity and Life Insurance Company, its direct parent, in exchange for cash.

On December 14, 2022, the Company purchased \$70,165,250 of asset backed securities from Commonwealth Annuity and Life Insurance Company, its direct parent and an affiliated insurance company, in exchange for cash.

On October 3, 2022, the Company received as \$50,000,000 cash contribution from Commonwealth Annuity and Life Insurance Company.

On or about October 24, 2022, the Company purchased \$52,580,609 of commercial mortgage loans from Commonwealth Annuity and Life Insurance Company, its direct parent and an affiliated insurance company, in exchange for cash.

On or about October 24, 2022, the Company purchased \$40,299,372 of commercial mortgage loans from Accordia Life and Annuity Company, an affiliated insurance company, in exchange for cash.

C. Transactions With Related Party Who Are Not Reported on Schedule Y - None

D. Amounts due to or from Related Parties

As of June 30, 2023 the Company reported a receivable from parent, subsidiaries and affiliates of \$0 and a payable of \$4,065,686. As of December 31, 2022, the Company reported a receivable from parent, subsidiaries and affiliates of \$0 and a payable of \$5,583,290. Intercompany balances are settled on a monthly basis.

E. Management, Service Contracts, Cost Sharing Arrangements

On February 1, 2021, FAFLIC entered into an investment management agreement with Kohlberg Kravis Roberts & Co. L.P., a Delaware limited partnership and KKR subsidiary. The Company recorded expenses for this agreement of \$5,977,372 and \$7,435,045 for the periods ended June 30, 2023, and December 31, 2022, respectively.

The Company has entered into administration, shared services, management services, and investment management services agreements with related parties. These affiliates provide legal, compliance, technology, operations, financial reporting, human resources, risk management, distribution services, use of facilities and such other services as the parties may agree to from time to time. The Company recorded expenses for these agreements of \$14,455,982 removed and \$23,798,086 for the years ended June 30, 2023 and December 31, 2022, respectively.

The Company has agreements with affiliated parties to receive and pay certain fee income and expenses related to policyholder administration of \$4,597,964 and \$2,371,610 as of June 30, 2023 and December 31, 2021, respectively and had a net \$2,276,992 and \$239,006 receivable at June 30, 2023 and December 31, 2022, respectively.

F. Guarantees or Contingencies for Related Parties

On December 19, 2012, Commonwealth Annuity entered into an agreement to guarantee the performance of the Company, related to a reinsured block of fixed annuities.

G. Nature of Relationships that Could Affect Operations

The Company has entered into a Services and Expenses Agreement, with GAFC, as amended, pursuant to which GAFC and other affiliates will provide certain services to the Company, including, but not limited to, seconding employees and providing management services, administrative support, and use of facilities.

H. Amount Deducted for Investment in Upstream Company - Not Applicable

I. Detail of Investments in Affiliates Greater Than 10% of Admitted Assets - Not Applicable

J. Write-Down for Impairments of Investments in Subsidiary Controlled or Affiliated Companies - Not Applicable

K. Foreign Subsidiary Value Using CARVM - Not Applicable

L. Downstream Holding Company Value Using Look-Through Method - Not Applicable

M. All SCA Investments - Not Applicable

N. Investment in Insurance SCAs - Not Applicable

O. SCA and SSAP No. 48 Entity Loss Tracking - None

### 11. Debt

A. Debt, Including Capital Notes - Not Applicable

B. FHLB (Federal Home Loan Bank) Agreements

(1) The Company is a member of the Federal Home Loan Bank (FHLB) Boston. Through its membership, the Company has the ability to conduct business activity (borrowings with the FHLB). It is part of the Company's strategy to utilize these funds as a key source of liquidity and to promote liability-driven duration management. The Company has determined the actual/estimated maximum borrowing capacity as \$557,000,000. The Company calculated this amount in accordance with current and potential acquisitions of FHLB capital stock.

**Notes to the Financial Statements**

**11. Debt (Continued)**

(2) FHLB capital stock

(a) Aggregate totals

	(1) Total (2+3)	(2) General Account	(3) Separate Accounts
1. Current Year			
(a) Membership stock - Class A	\$	\$	\$
(b) Membership stock - Class B	3,091,100	3,091,100	
(c) Activity stock			
(d) Excess stock			
(e) Aggregate total (a+b+c+d)	\$ 3,091,100	\$ 3,091,100	\$
(f) Actual or estimated borrowing capacity as determined by the insurer	\$ 557,000,000		
2. Prior Year-End			
(a) Membership stock - Class A	\$	\$	\$
(b) Membership stock - Class B	1,544,900	1,544,900	
(c) Activity stock			
(d) Excess stock			
(e) Aggregate total (a+b+c+d)	\$ 1,544,900	\$ 1,544,900	\$
(f) Actual or estimated borrowing capacity as determined by the insurer	\$ 503,000,000		

(b) Membership stock (class A and B) eligible and not eligible for redemption

Membership Stock	(1) Current Year Total (2+3+4+5+6)	(2) Not Eligible for Redemption	Eligible for Redemption			
			(3) Less Than 6 Months	(4) 6 Months to Less Than 1 Year	(5) 1 to Less Than 3 Years	(6) 3 to 5 Years
1. Class A	\$	\$	\$	\$	\$	\$
2. Class B	\$ 3,091,100	\$ 3,091,100	\$	\$	\$	\$

(3) Collateral pledged to FHLB

(a) Amount pledged as of reporting date

	(1) Fair Value	(2) Carrying Value	(3) Aggregate Total Borrowing
1. Current year total general and separate accounts total collateral pledged (Lines 2+3)	\$ 1,515,501	\$ 1,356,772	\$
2. Current year general account total collateral pledged	1,515,501	1,356,772	
3. Current year separate accounts total collateral pledged			
4. Prior year-end total general and separate accounts total collateral pledged			

(b) Maximum amount pledged during reporting period

	(1) Fair Value	(2) Carrying Value	(3) Amount Borrowed at Time of Maximum Collateral
1. Current year total general and separate accounts maximum collateral pledged (Lines 2+3)	\$ 1,553,220	\$ 1,357,949	\$
2. Current year general account maximum collateral pledged	1,553,220	1,357,949	
3. Current year separate accounts maximum collateral pledged			
4. Prior year-end total general and separate accounts maximum collateral pledged			



**Notes to the Financial Statements**

**11. Debt (Continued)**

(4) Borrowing from FHLB

(a) Amount as of the reporting date

	(1)	(2)	(3)	(4)
	Total (2+3)	General Account	Separate Accounts	Funding Agreements Reserves Established
1. Current Year				
(a) Debt	\$	\$	\$	XXX
(b) Funding agreements				\$
(c) Other				XXX
(d) Aggregate total (a+b+c)	\$	\$	\$	\$
2. Prior Year-end				
(a) Debt	\$	\$	\$	XXX
(b) Funding agreements				\$
(c) Other				XXX
(d) Aggregate total (a+b+c)	\$	\$	\$	\$

(b) Maximum amount during reporting period (current year)

	(1)	(2)	(3)
	Total (2+3)	General Account	Separate Accounts
1. Debt	\$	\$	\$
2. Funding agreements			
3. Other			
4. Aggregate total (Lines 1+2+3)	\$	\$	\$

(c) FHLB - Prepayment obligations

	Does the company have prepayment obligations under the following arrangements (YES/NO)?
1. Debt	NO
2. Funding agreements	NO
3. Other	NO

**12. Retirement Plans, Deferred Compensation, Postemployment Benefits and Compensated Absences and Other Postretirement Benefit Plans**

- A. Defined Benefit Plan - Not Applicable
- B. Investment Policies and Strategies of Plan Assets - Not Applicable
- C. Fair Value of Each Class of Plan Assets - Not Applicable
- D. Expected Long-Term Rate of Return for the Plan Assets - Not Applicable
- E. Defined Contribution Plans

In 2014, the Company assumed, and received assets for, a nonqualified defined contribution pension plan covering career distribution system agents. There were no expenses recognized in association with this plan for the six months and year ended June 30, 2023 and December 31, 2022. As of September 30, 2022 the plan has been fully terminated and all participants have been paid out their benefits.

- F. Multiemployer Plans - Not Applicable
- G. Consolidated/Holding Company Plans

The Company is allocated a share of the costs of the GAFC employee-sponsored defined contribution plans. GAFC matches 100% of the first 6% of eligible compensation contributed by participants. The allocated expense for the six months ended June 30, 2023 and year ended December 31, 2022 was \$237,348 and \$330,983, respectively.

- H. Postemployment Benefits and Compensated Absences - Not Applicable
- I. Impact of Medicare Modernization Act on Postretirement Benefits (INT 04-17) - Not Applicable

**13. Capital and Surplus, Dividend Restrictions and Quasi-Reorganizations**

- A. The Company has 1,000,000 shares authorized, 500,001 shares issues and outstanding, par value \$10.00 per share.
- B. The Company has no preferred stock outstanding.
- C. Massachusetts has enacted laws governing the payment of dividends and other distributions to stockholders by insurers. These laws affect the dividend paying ability of the Company. Pursuant to Massachusetts statutes, the maximum amount of dividends and other distributions that an insurer may pay in any twelve month period, without prior approval of the MA DOI, is limited to the greater of the Company's statutory net gains from operations of the preceding December 31 or 10% of the statutory policyholder's surplus as of the preceding December 31. Any dividend from the Company to Commonwealth Annuity requires prior approval of the MA DOI since dividends may not be paid from negative unassigned funds.
- D. As of June 30, 2023 and December 31, 2022, no dividends were paid.

## Notes to the Financial Statements

### 13. Capital and Surplus, Dividend Restrictions and Quasi-Reorganizations (Continued)

- E. Within the limitations of (C) above, there are no restrictions placed on the portion of Company profits that may be paid as ordinary dividends to stockholders
- F. The Company has no restrictions on the use of the Company's unassigned surplus and all unassigned surplus is held for the benefit of the shareholders.
- G. The Company has no surplus advances.
- H. Stock Held for Special Purposes  
None of the Company's stock is held for special purposes.
- I. Changes in Special Surplus Funds - Not Applicable
- J. Unassigned Funds (Surplus)  
Unassigned funds (surplus) was reset to zero as of June 30, 2021, due to a quasi-reorganization described in footnote 13L. The portion of unassigned funds represented or reduced by cumulative unrealized gains and losses are (\$1,118,801) and \$2,019,339, at June 30, 2023 and December 31, 2022, respectively.
- K. Company-Issued Surplus Debentures or Similar Obligations - Not Applicable
- L. Impact of Any Restatement Due to Prior Quasi-Reorganizations - Not Applicable
- M. Quasi-Reorganization pursuant to SSAP No. 72 - effective date June 30, 2021.

### 14. Liabilities, Contingencies and Assessments

- A. Contingent Commitments
  - (1) Commitments or contingent commitment(s) to an SCA entity, joint venture, partnership, or limited liability company  
The Company invests in certain joint ventures, limited liability companies (LLC's) and partnerships, and in some cases makes a commitment for additional investment up to a maximum invested amount.  
As of June 30, 2023 commitments to make additional investments to joint ventures, LLC's, and partnerships total \$4,605,154.
  - (2) Nature and circumstances of guarantee - None
  - (3) Aggregate compilation of guarantee obligations - None
- B. Assessments
  - (1) Unfavorable economic conditions may contribute to an increase in the number of insurance companies that are under regulatory supervision. This may result in an increase in mandatory assessments by state guaranty funds, or voluntary payments by solvent insurance companies to cover losses to policyholders of insolvent or rehabilitated companies. Mandatory assessments, which are subject to statutory limits, can be partially recovered through a reduction in future premium taxes in some states. The Company is not able to reasonably estimate the potential impact of any such future assessments or voluntary payments.
  - (3) Guaranty fund liabilities and assets related to long-term care insolvencies - None
- C. Gain Contingencies - Not Applicable
- D. Claims Related Extra Contractual Obligation and Bad Faith Losses Stemming from Lawsuits - Not Applicable
- E. Joint and Several Liabilities - Not Applicable
- F. All Other Contingencies

The Company may be involved from time to time in judicial, regulatory and arbitration proceedings concerning matters arising in connection with the conduct of its business. The Hanover Insurance Group, Inc. (THG) has agreed to indemnify the Company and Commonwealth Annuity with respect to certain of these matters as provided in the Stock Purchase Agreement. Management believes, based on currently available information, that the results of such proceedings, in the aggregate, will not have a material adverse effect on the Company's financial condition. Given the inherent difficulty of predicting the outcome of the Company's litigation and regulatory matters, particularly in cases or proceedings in which substantial or indeterminate damages or fines are sought, the Company cannot estimate losses, or ranges of losses, for cases or proceedings where there is only a reasonable possibility that a loss may be incurred. However, the Company believes that at the present time there are no pending or threatened lawsuits or regulatory proceedings that are reasonably likely to have a material adverse effect on the Company's consolidated financial position.

In addition, the Company is involved, from time to time, in investigations and proceedings by governmental and self-regulatory agencies, which may include investigations into such matters as revenue sharing, claims payment practices, unclaimed property escheatment practices, and other matters. A number of companies have announced settlements of enforcement actions related to such matters with various regulatory agencies, including the SEC, which has included a range of monetary penalties and restitution. The Company is not currently involved in any such investigations or proceedings, though there can be no assurance that such investigations or proceedings may not arise in the future.

In connection with the process of converting over 500,000 in-force life insurance policies (representing policies for both the Company and Accordia) from systems managed by Athene Holdings Limited to the platform of one of our third party service providers DXC, or the "Conversion," the Company and Accordia expect to incur a variety of litigation-related costs. On June 28, 2018 a subsidiary of Athene and FAFLIC entered into a consent order with the New York State Department of Financial Services, or "NYSDFS," relating to the NYSDFS' market conduct examination findings that related primarily to disruptions in servicing caused by the Conversion. Pursuant to the consent order, Athene paid the NYSDFS a fine of \$15 million and will also take corrective actions and provide remediation to policyholders impacted by the Conversion. The agreements between the Company, Commonwealth Annuity and Athene provide indemnities to Athene, including for fines and penalties resulting from violations of law. Commonwealth Annuity has reimbursed Athene an amount equal to the NYSDFS fine in July, 2018. Additionally, the Company has put up a reserve of \$761 thousand for costs related to certain aspects of the corrective actions agreed under the consent order. The Company anticipates additional regulatory, restitution and legal costs associated with the investigation, defense, and settlement of potential claims related to the Conversion.

The Company's ultimate legal and financial responsibility cannot be estimated at this time.

## Notes to the Financial Statements

### 14. Liabilities, Contingencies and Assessments (Continued)

The Company's sister company, Accordia Life and Annuity Company is a defendant in a putative policyholder class action, *Clapp, et al. v. Accordia Life and Annuity Company, et al.*, in the Central District of Illinois. Plaintiffs in *Clapp* filed a Motion for Preliminary Approval of Class Settlement on May 10, 2019, which was granted by the Court on June 7, 2019. The Court granted final approval on June 23, 2020. Although the Company is not a party to that lawsuit, it is a released party pursuant to the terms of the settlement agreement and some FAFLIC policyholders are members of the settlement class.

### 15. Leases

- A. Lessee Operating Lease - Not Applicable
- B. Lessor Leases - Not Applicable

### 16. Information About Financial Instruments With Off-Balance-Sheet Risk And Financial Instruments With Concentrations of Credit Risk

Credit risk is managed by entering into transactions with creditworthy counterparties and obtaining full collaterals from counterparties. The Company did not hold over the counter derivative contracts as of June 30, 2023. The exchange-traded derivatives are affected through a regulated exchange and positions are marked to market on a daily basis, the Company has little exposure to credit-related losses in the event of nonperformance by counterparties to such financial instruments.

- 1. Face Amount of the Company's Financial Instruments with Off-Balance-Sheet Risk - Not Applicable
- 2. Nature of Terms - Not Applicable
- 3. Exposure to Credit Related Losses - Not Applicable
- 4. Collateral Policy - Not Applicable

### 17. Sale, Transfer and Servicing of Financial Assets and Extinguishments of Liabilities

- A. Transfers of Receivables Reported as Sales - Not Applicable
- B. Transfer and Servicing of Financial Assets - Not Applicable
- C. Wash Sales - None

### 18. Gain or Loss to the Reporting Entity from Uninsured Plans and the Uninsured Portion of Partially Insured Plans

- A. ASO Plans - Not Applicable
- B. ASC Plans - Not Applicable
- C. Medicare or Other Similarly Structured Cost Based Reimbursement Contract - Not Applicable

### 19. Direct Premium Written/Produced by Managing General Agents/Third Party Administrators - Not Applicable

### 20. Fair Value Measurements

- A. Fair Value Measurement

As of June 30, 2023 the Company's assets and liabilities carried at fair value consist of separate account funds are classified as Level 1 in the fair value hierarchy.

Derivatives consist of short equity futures classified as Level 1 in the fair value hierarchy. The Company did not own any Level 3 securities carried at fair value as of June 30, 2023 and December 31, 2022.

- (1) Fair value measurements at reporting date

Description for each class of asset or liability	Level 1	Level 2	Level 3	Net Asset Value (NAV)	Total
a. Assets at fair value					
Derivative Assets	\$ 13,918	\$ 50,872	\$	\$	\$ 64,790
Separate Accounts	118,719,910				118,719,910
Total assets at fair value/NAV	<u>\$ 118,733,828</u>	<u>\$ 50,872</u>	<u>\$</u>	<u>\$</u>	<u>\$ 118,784,700</u>
b. Liabilities at fair value					
Derivative Liabilities	\$	\$	\$	\$	\$
Total liabilities at fair value	<u>\$</u>	<u>\$</u>	<u>\$</u>	<u>\$</u>	<u>\$</u>

- (2) Fair value measurements in Level 3 of the fair value hierarchy - None

- (3) Transfers Between Level 1 and Level 2

There were no transfers between Levels 1 and 2 during the current year.

- (4) Fair Value Inputs Level 2 and Level 3

#### Bonds

In accordance with the NAIC Purposes and Procedures Manual of the NAIC Investment Analysis Office, bonds rated 6 are carried at the lower of amortized cost or fair value. As of June 30, 2023 and December 31, 2022, the Company had no 6 rated bonds.

#### Separate Account Assets

The estimated fair value of assets held in separate accounts is based on quoted market prices. Separate account assets representing contract holder funds are measured at fair value and reported as a summary total in the Statement of Assets, with an equivalent summary total reported for related liabilities. The market value adjusted annuity is comprised of bonds, in which the fair value is based on external vendor prices. Based on the level of observable activity, these bonds will be measured at either Level 1 or Level 2.

#### Derivatives

**Notes to the Financial Statements**

**20. Fair Value Measurements (Continued)**

The Company enters into certain OTC derivatives, primarily equity index options to hedge the growth in interests credited for the indexed universal life insurance products. The Company values the OTC options utilizing the Black-Scholes models. The Company also compares the derivative valuations to valuations to validate the model outputs. For OTC derivatives that trade in liquid markets, model inputs can generally be verified and model selection does not involve significant management judgment. Such instruments are typically classified within Level 2 of the fair value hierarchy.

(5) Derivatives - Not Applicable

**B. Other Fair Value Disclosures**

No additional disclosures are required pertaining to fair value measurement.

**C. Fair Values for All Financial Instruments by Level 1, 2 and 3**

Type of Financial Instrument	Aggregate Fair Value	Admitted Assets	Level 1	Level 2	Level 3	Net Asset Value (NAV)	Not Practicable (Carrying Value)
Bonds	\$ 5,139,347,613	\$ 5,325,150,550	\$ 95,434,830	\$ 4,874,146,443	\$ 169,766,340	\$	\$
Mortgage Loans	440,915,393	445,180,168			440,915,393		
Other Invested Assets	27,779,051	16,137,341			27,779,051		1,103,324
Common Stock	3,091,100	3,091,100			3,091,100		
Short-Term Investments	6,085,659	6,241,195		4,659,160	1,426,499		
Cash and Equivalents	184,693,748	184,693,748	184,693,748				
Derivatives	64,790	64,790	13,918	50,872			
Total Assets	5,801,977,354	5,980,558,892	280,142,496	4,878,856,475	642,978,383		1,103,324
Derivative Liabilities							
Total Liabilities							

**D. Not Practicable to Estimate Fair Value**

As of June 30, 2023 and December 31, 2022, the Company owned 2 financial instruments that were not practicable to estimate fair value.

Type or Class of Financial Instrument	Carrying Value	Effective Interest Rate	Maturity Date	Explanation
BA Common Stock	\$ 1,010,834	%		1
BA Common Stock	92,490			1

**Explanations**

1: For our equity method investments, our carrying amount generally is our share of the net asset value of the funds or the partnerships, which approximates fair value.

**E. Nature and Risk of Investments Reported at NAV - Not Applicable**

**21. Other Items**

**A. Unusual or Infrequent Items - Not Applicable**

**B. Troubled Debt Restructuring - Not Applicable**

**C. Other Disclosures**

Effective April 1, 2023, the Company entered into a coinsurance agreement with Mutual of America Life Insurance Company whereby it assumed payout group annuities. The total assumed reserves were \$777,512,812. Subsequently the Company entered into a retrocession agreement where reserves of \$719,199,351 were ceded to an affiliated party.

Effective October 1, 2022, the Company entered into a coinsurance and modified coinsurance agreement with Equitable Financial Life Insurance Company whereby it assumed variable annuity business. The total assumed reserves were \$4,061,342,191. Subsequently the Company entered into a retrocession agreement where reserves of \$3,756,741,527 were ceded to an affiliated party.

Assets values of \$11,821,175 and \$11,864,769 as of June 30, 2023 and December 31, 2022, were on deposit with government authorities or trustees as required by law.

The Company previously completed a conversion to a new life insurance administration system. In a limited number of cases, as a result of the conversion, the Company is using estimates for certain policyholder balances recorded in the financial statements. Any variances to the estimates will be recorded in future periods if estimates are revised or no longer utilized.

Note 14 references "remediation to policyholders impacted by the Conversion" as directed by the NYSDFS. In compliance with this directive, one of these remediation options was to allow policyholders to pay current premiums on a go forward basis and any premium in arrears (i.e. premium that had not been billed) would be applied to the policy, to be collected at the time the policy terminates (e.g. surrender or death). The premium that has been applied under this option has been set up as lien against the policy. In accordance with statutory guidance it is being treated as a non-admitted asset.

**D. Business Interruption Insurance Recoveries**

The Company did not have any business interruption insurance recoveries as of June 30, 2023 and December 31, 2022.

**E. State Transferable and Non-Transferable Tax Credits - Not Applicable**

**F. Subprime-Mortgage-Related Risk Exposure**

(1) While the Company holds no direct investments in subprime mortgage loans, the Company may have limited exposure to subprime borrowers through direct investments in primarily investment grade subprime residential mortgage-backed securities. The Company's definition of subprime is predominantly based on borrower statistics from a residential pool of mortgages. Included in the statistics evaluated is the average credit score of the borrower, the loan-to-value ratio, the debt-to-income statistics, and the diversity of all these statistics across the borrower profile. As is true for all securities in the Company's portfolio, the entire mortgage-backed asset portfolio is reviewed for impairments at least quarterly. Additionally, reviews of specific mortgage-backed securities are made on a periodic basis by reviewing both the unrealized gain/loss as well as changes to the underlying statistics. Included in the analysis are current delinquency and default statistics, as well as the current and original levels of subordination on the security.

**Notes to the Financial Statements**

**21. Other Items (Continued)**

- (2) Direct exposure through investments in subprime mortgage loans - Not Applicable
- (3) Direct exposure through other investments

The Company holds the following residential mortgage backed securities with subprime exposure as of June 30, 2023.

	Actual Cost	Book/Adjusted Carrying Value (Excluding Interest)	Fair Value	Other-Than- Temporary Impairment Losses Recognized
a. Residential mortgage-backed securities	\$ 10,328,740	\$ 8,781,685	\$ 10,999,413	\$
b. Commercial mortgage-backed securities				
c. Collateralized debt obligations				
d. Structured securities				
e. Equity investment in SCAs				
f. Other assets				
g. Total (a+b+c+d+e+f)	<u>\$ 10,328,740</u>	<u>\$ 8,781,685</u>	<u>\$ 10,999,413</u>	<u>\$</u>

- (4) Underwriting exposure to subprime mortgage risk through Mortgage Guaranty or Financial Guaranty insurance coverage - Not Applicable

G. Retained Assets - Not Applicable

H. Insurance-Linked Securities (ILS) Contracts - Not Applicable

I. The Amount That Could Be Realized on Life Insurance Where the Reporting Entity is Owner and Beneficiary or Has Otherwise Obtained Rights to Control the Policy - None

**22. Events Subsequent**

Type I – Recognized Subsequent Events – No Type I subsequent events to report  
 Type II – Type II subsequent events to report.

Subsequent events have been considered through August 11, 2023.

**COVID-19**

The COVID-19 outbreak is currently impacting the United States and many countries around the world. Due to the recent and rapidly evolving nature of these events, the Company is unable to estimate the full impact at this time. However, at this time, the Company does not believe the situation will materially impact the Company's liability or capital position.

**23. Reinsurance - No Significant Changes**

**24. Retrospectively Rated Contracts & Contracts Subject to Redetermination**

The Company does not have any retrospectively rated contracts or contract subject to redetermination.

A. Method Used to Estimate - Not Applicable

B. Method Used to Record - Not Applicable

C. Amount and Percent of Net Retrospective Premiums - Not Applicable

D. Medical Loss Ratio Rebates Required Pursuant to the Public Health Service Act - Not Applicable

E. Risk-Sharing Provisions of the Affordable Care Act (ACA)

- (1) Accident and health insurance premium subject to the Affordable Care Act risk-sharing provisions

Accident and health insurance premium subject to the Affordable Care Act risk-sharing provisions

Did the reporting entity write accident and health insurance premium which is subject to the Affordable Care Act risk sharing provisions?  
NO

- (2) Impact of Risk-Sharing Provisions of the Affordable Care Act on admitted assets, liabilities and revenue for the current year - Not Applicable

- (3) Roll-forward of prior year ACA risk-sharing provisions for the following asset (gross of any nonadmission) and liability balances, along with the reasons for adjustments to prior year balance - Not Applicable

- (4) Roll-forward of risk corridors asset and liability balances by program benefit year - Not Applicable

- (5) ACA risk corridors receivable as of reporting date - Not Applicable

**25. Change in Incurred Losses and Loss Adjustment Expenses**

A. Reasons for Changes in the Provision for Incurred Loss and Loss Adjustment Expenses Attributable to Insured Events of Prior Years

The Company does not have any change in incurred loss adjustment expenses.

B. Significant Changes in Methodologies and Assumptions Used in Calculating the Liability for Unpaid Losses and Loss Adjustment Expenses

The Company does not have any change in methodologies and assumptions used in calculating the liability for unpaid losses and loss adjustment expenses.

**26. Intercompany Pooling Arrangements - Not Applicable**

**27. Structured Settlements**

The Company does not have any structured settlements.

**Notes to the Financial Statements**

28. Health Care Receivables - Not Applicable

29. Participating Policies - No Significant Changes

30. Premium Deficiency Reserves - Not Applicable

31. Reserves for Life Contracts and Annuity Contracts - No Significant Changes

**32. Analysis of Annuity Actuarial Reserves and Deposit Type Contract Liabilities by Withdrawal Characteristics**

A. Individual Annuities

	General Account	Separate Account With Guarantees	Separate Account Nonguaranteed	Total	Percent of Total
(1) Subject to discretionary withdrawal					
a. With market value adjustment	\$ 187,649,077	\$ -	\$ -	\$ 187,649,077	7.912 %
b. At book value less current surrender charge of 5% or more	7,057,562	-	-	7,057,562	0.298
c. At fair value	-	-	16,605,399	16,605,399	0.700
d. Total with market value adjustment or at fair value (total of a through c)	194,706,639	-	16,605,399	211,312,038	8.910
e. At book value without adjustment (minimal or no charge or adjustment)	2,152,405,646	-	-	2,152,405,646	90.759
(2) Not subject to discretionary withdrawal	7,499,098	-	357,091	7,856,189	0.331
(3) Total (gross: direct + assumed)	\$ 2,354,611,383	\$ -	\$ 16,962,490	\$ 2,371,573,873	100.000 %
(4) Reinsurance ceded	1,795,226,177	-	-	1,795,226,177	
(5) Total (net) (3 - 4)	\$ 559,385,206	\$ -	\$ 16,962,490	\$ 576,347,696	
(6) Amount included in A(1)b above that will move to A(1)e for the first time within the year after the statement date:	\$ -	\$ -	\$ -	\$ -	

B. Group Annuities

	General Account	Separate Account With Guarantees	Separate Account Nonguaranteed	Total	Percent of Total
(1) Subject to discretionary withdrawal					
a. With market value adjustment	\$ -	\$ 173,023	\$ -	\$ 173,023	0.005 %
b. At book value less current surrender charge of 5% or more	277,101	-	-	277,101	0.008
c. At fair value	-	-	40,164,780	40,164,780	1.160
d. Total with market value adjustment or at fair value (total of a through c)	277,101	173,023	40,164,780	40,614,904	1.173
e. At book value without adjustment (minimal or no charge or adjustment)	2,556,774,545	-	-	2,556,774,545	73.836
(2) Not subject to discretionary withdrawal	864,688,082	-	698,177	865,386,259	24.991
(3) Total (gross: direct + assumed)	\$ 3,421,739,728	\$ 173,023	\$ 40,862,957	\$ 3,462,775,708	100.000 %
(4) Reinsurance ceded	3,093,297,285	-	-	3,093,297,285	
(5) Total (net) (3 - 4)	\$ 328,442,443	\$ 173,023	\$ 40,862,957	\$ 369,478,423	
(6) Amount included in B(1)b above that will move to B(1)e for the first time within the year after the statement date:	\$ -	\$ -	\$ -	\$ -	

C. Deposit-Type Contracts (no life contingencies)

	General Account	Separate Account With Guarantees	Separate Account Nonguaranteed	Total	Percent of Total
(1) Subject to discretionary withdrawal					
a. With market value adjustment	\$ -	\$ -	\$ -	\$ -	- %
b. At book value less current surrender charge of 5% or more	-	-	-	-	-
c. At fair value	-	-	10,891,437	10,891,437	3.143
d. Total with market value adjustment or at fair value (total of a through c)	-	-	10,891,437	10,891,437	3.143
e. At book value without adjustment (minimal or no charge or adjustment)	334,824,779	-	-	334,824,779	96.608
(2) Not subject to discretionary withdrawal	866,314	-	-	866,314	0.250
(3) Total (gross: direct + assumed)	\$ 335,691,093	\$ -	\$ 10,891,437	\$ 346,582,530	100.000 %
(4) Reinsurance ceded	70,674,828	-	-	70,674,828	
(5) Total (net) (3 - 4)	\$ 265,016,265	\$ -	\$ 10,891,437	\$ 275,907,702	
(6) Amount included in C(1)b above that will move to C(1)e for the first time within the year after the statement date:	\$ -	\$ -	\$ -	\$ -	

**Notes to the Financial Statements**

**32. Analysis of Annuity Actuarial Reserves and Deposit Type Contract Liabilities by Withdrawal Characteristics (Continued)**

D. Reconciliation of Total Annuity Actuarial Reserves and Deposit Fund Liabilities Amounts

	Amount
Life & Accident & Health Annual Statement	
(1) Exhibit 5, annuities, total (net).....	\$..... 886,324,820
(2) Exhibit 5, supplementary contracts with life contingencies section, total (net).....	1,502,831
(3) Exhibit of Deposit-type Contracts, Line 14, Column 1.....	265,016,264
(4) Subtotal (1+2+3).....	\$..... 1,152,843,915
Separate Accounts Annual Statement	
(5) Exhibit 3, Line 0299999, Column 2.....	57,998,470
(6) Exhibit 3, Line 0399999, Column 2.....	-
(7) Policyholder dividend and coupon accumulations.....	-
(8) Policyholder premiums.....	-
(9) Guaranteed interest contracts.....	-
(10) Other contract deposit funds.....	10,891,437
(11) Subtotal (5+6+7+8+9+10).....	\$..... 68,889,907
(12) Combined total (4+11).....	\$ 1,221,733,822

**33. Analysis of Life Actuarial Reserves by Withdrawal Characteristics** - No Significant Changes

**34. Premiums and Annuity Considerations Deferred and Uncollected** - No Significant Changes

**35. Separate Accounts** - No Significant Changes

**36. Loss/Claim Adjustment Expenses** - Not Applicable

# GENERAL INTERROGATORIES

## PART 1 - COMMON INTERROGATORIES

### GENERAL

- 1.1 Did the reporting entity experience any material transactions requiring the filing of Disclosure of Material Transactions with the State of Domicile, as required by the Model Act? ..... Yes [ ] No [ X ]
- 1.2 If yes, has the report been filed with the domiciliary state? ..... Yes [ ] No [ X ]
- 2.1 Has any change been made during the year of this statement in the charter, by-laws, articles of incorporation, or deed of settlement of the reporting entity? ..... Yes [ ] No [ X ]
- 2.2 If yes, date of change: .....
- 3.1 Is the reporting entity a member of an Insurance Holding Company System consisting of two or more affiliated persons, one or more of which is an insurer? ..... Yes [ X ] No [ ]  
If yes, complete Schedule Y, Parts 1 and 1A.
- 3.2 Have there been any substantial changes in the organizational chart since the prior quarter end? ..... Yes [ ] No [ X ]
- 3.3 If the response to 3.2 is yes, provide a brief description of those changes.  
.....
- 3.4 Is the reporting entity publicly traded or a member of a publicly traded group? ..... Yes [ X ] No [ ]
- 3.5 If the response to 3.4 is yes, provide the CIK (Central Index Key) code issued by the SEC for the entity/group. .... 0001404912
- 4.1 Has the reporting entity been a party to a merger or consolidation during the period covered by this statement? ..... Yes [ ] No [ X ]
- 4.2 If yes, provide the name of the entity, NAIC Company Code, and state of domicile (use two letter state abbreviation) for any entity that has ceased to exist as a result of the merger or consolidation.

1 Name of Entity	2 NAIC Company Code	3 State of Domicile

5. If the reporting entity is subject to a management agreement, including third-party administrator(s), managing general agent(s), attorney-in-fact, or similar agreement, have there been any significant changes regarding the terms of the agreement or principals involved? ..... Yes [ ] No [ X ] N/A [ ]  
If yes, attach an explanation.  
.....
- 6.1 State as of what date the latest financial examination of the reporting entity was made or is being made. .... 12/31/2019
- 6.2 State the as of date that the latest financial examination report became available from either the state of domicile or the reporting entity. This date should be the date of the examined balance sheet and not the date the report was completed or released. .... 12/31/2019
- 6.3 State as of what date the latest financial examination report became available to other states or the public from either the state of domicile or the reporting entity. This is the release date or completion date of the examination report and not the date of the examination (balance sheet date). .... 05/26/2021
- 6.4 By what department or departments?  
Massachusetts Division of Insurance .....
- 6.5 Have all financial statement adjustments within the latest financial examination report been accounted for in a subsequent financial statement filed with Departments? ..... Yes [ X ] No [ ] N/A [ ]
- 6.6 Have all of the recommendations within the latest financial examination report been complied with? ..... Yes [ X ] No [ ] N/A [ ]
- 7.1 Has this reporting entity had any Certificates of Authority, licenses or registrations (including corporate registration, if applicable) suspended or revoked by any governmental entity during the reporting period? ..... Yes [ ] No [ X ]
- 7.2 If yes, give full information:  
.....
- 8.1 Is the company a subsidiary of a bank holding company regulated by the Federal Reserve Board? ..... Yes [ ] No [ X ]
- 8.2 If response to 8.1 is yes, please identify the name of the bank holding company.  
.....
- 8.3 Is the company affiliated with one or more banks, thrifts or securities firms? ..... Yes [ X ] No [ ]
- 8.4 If response to 8.3 is yes, please provide below the names and location (city and state of the main office) of any affiliates regulated by a federal regulatory services agency [i.e. the Federal Reserve Board (FRB), the Office of the Comptroller of the Currency (OCC), the Federal Deposit Insurance Corporation (FDIC) and the Securities Exchange Commission (SEC)] and identify the affiliate's primary federal regulator.

1 Affiliate Name	2 Location (City, State)	3 FRB	4 OCC	5 FDIC	6 SEC
REDI Global Technologies LLC .....	New York, NY .....	..NO..	..NO..	..NO..	..YES..
Mercer Allied Company, L.P .....	Saratoga Springs, NY .....	..NO..	..NO..	..NO..	..YES..
Global Atlantic Investment Advisors, LLC .....	Indianapolis, Indiana .....	..NO..	..NO..	..NO..	..YES..
Global Atlantic Distributors, LLC .....	Simsbury, Connecticut .....	..NO..	..NO..	..NO..	..YES..
KKR Credit Advisors (Singapore) Pte. Ltd. ....	Singapore .....	..NO..	..NO..	..NO..	..YES..
KKR Registered Advisor LLC .....	New York, NY .....	..NO..	..NO..	..NO..	..YES..
Kohlberg Kravis Roberts & Co. L.P. ....	New York, NY .....	..NO..	..NO..	..NO..	..YES..
FS/KKR Advisor, LLC .....	Philadelphia, PA .....	..NO..	..NO..	..NO..	..YES..
KKR Credit Advisors (US) LLC .....	San Francisco, CA .....	..NO..	..NO..	..NO..	..YES..
KKR Capital Markets LLC .....	New York, NY .....	..NO..	..NO..	..NO..	..YES..
MCS Capital Markets LLC .....	New York, NY .....	..NO..	..NO..	..NO..	..YES..
KKR Alternative Investment Management Unlimited Company .....	Dublin, Ireland .....	..NO..	..NO..	..NO..	..YES..



## GENERAL INTERROGATORIES

- 9.1 Are the senior officers (principal executive officer, principal financial officer, principal accounting officer or controller, or persons performing similar functions) of the reporting entity subject to a code of ethics, which includes the following standards? ..... Yes  No
- (a) Honest and ethical conduct, including the ethical handling of actual or apparent conflicts of interest between personal and professional relationships;
- (b) Full, fair, accurate, timely and understandable disclosure in the periodic reports required to be filed by the reporting entity;
- (c) Compliance with applicable governmental laws, rules and regulations;
- (d) The prompt internal reporting of violations to an appropriate person or persons identified in the code; and
- (e) Accountability for adherence to the code.
- 9.11 If the response to 9.1 is No, please explain:  
.....
- 9.2 Has the code of ethics for senior managers been amended? ..... Yes  No
- 9.21 If the response to 9.2 is Yes, provide information related to amendment(s).  
.....
- 9.3 Have any provisions of the code of ethics been waived for any of the specified officers? ..... Yes  No
- 9.31 If the response to 9.3 is Yes, provide the nature of any waiver(s).  
.....

### FINANCIAL

- 10.1 Does the reporting entity report any amounts due from parent, subsidiaries or affiliates on Page 2 of this statement? ..... Yes  No
- 10.2 If yes, indicate any amounts receivable from parent included in the Page 2 amount: ..... \$ .....

### INVESTMENT

- 11.1 Were any of the stocks, bonds, or other assets of the reporting entity loaned, placed under option agreement, or otherwise made available for use by another person? (Exclude securities under securities lending agreements.) ..... Yes  No
- 11.2 If yes, give full and complete information relating thereto:  
.....
12. Amount of real estate and mortgages held in other invested assets in Schedule BA: ..... \$ .....
13. Amount of real estate and mortgages held in short-term investments: ..... \$ .....
- 14.1 Does the reporting entity have any investments in parent, subsidiaries and affiliates? ..... Yes  No
- 14.2 If yes, please complete the following:

	1 Prior Year-End Book/Adjusted Carrying Value	2 Current Quarter Book/Adjusted Carrying Value
14.21 Bonds .....	\$ 134,580,334	\$ 166,396,228
14.22 Preferred Stock .....	\$ .....	\$ .....
14.23 Common Stock .....	\$ .....	\$ .....
14.24 Short-Term Investments .....	\$ .....	\$ 1,571,647
14.25 Mortgage Loans on Real Estate .....	\$ 126,534,153	\$ 138,779,476
14.26 All Other .....	\$ 1,119,804	\$ 15,034,016
14.27 Total Investment in Parent, Subsidiaries and Affiliates (Subtotal Lines 14.21 to 14.26) .....	\$ 262,234,291	\$ 321,781,367
14.28 Total Investment in Parent included in Lines 14.21 to 14.26 above .....	\$ .....	\$ .....

- 15.1 Has the reporting entity entered into any hedging transactions reported on Schedule DB? ..... Yes  No
- 15.2 If yes, has a comprehensive description of the hedging program been made available to the domiciliary state? ..... Yes  No  N/A
- If no, attach a description with this statement.  
.....
16. For the reporting entity's security lending program, state the amount of the following as of the current statement date:
- 16.1 Total fair value of reinvested collateral assets reported on Schedule DL, Parts 1 and 2. .... \$ .....
- 16.2 Total book/adjusted carrying value of reinvested collateral assets reported on Schedule DL, Parts 1 and 2 ..... \$ .....
- 16.3 Total payable for securities lending reported on the liability page. .... \$ .....

## GENERAL INTERROGATORIES

17. Excluding items in Schedule E - Part 3 - Special Deposits, real estate, mortgage loans and investments held physically in the reporting entity's offices, vaults or safety deposit boxes, were all stocks, bonds and other securities, owned throughout the current year held pursuant to a custodial agreement with a qualified bank or trust company in accordance with Section 1, III - General Examination Considerations, F. Outsourcing of Critical Functions, Custodial or Safekeeping Agreements of the NAIC Financial Condition Examiners Handbook? ..... Yes [ X ] No [ ]
- 17.1 For all agreements that comply with the requirements of the NAIC Financial Condition Examiners Handbook, complete the following:

1 Name of Custodian(s)	2 Custodian Address
U.S Bank N.A .....	1025 Connecticut Avenue, NM Suite 517, Washington DC 20036 .....
Bank of New York Mellon .....	One Wall Street, New York, NY 10286 .....

- 17.2 For all agreements that do not comply with the requirements of the NAIC Financial Condition Examiners Handbook, provide the name, location and a complete explanation:

1 Name(s)	2 Location(s)	3 Complete Explanation(s)

- 17.3 Have there been any changes, including name changes, in the custodian(s) identified in 17.1 during the current quarter? ..... Yes [ ] No [ X ]
- 17.4 If yes, give full information relating thereto:

1 Old Custodian	2 New Custodian	3 Date of Change	4 Reason

- 17.5 Investment management – Identify all investment advisors, investment managers, broker/dealers, including individuals that have the authority to make investment decisions on behalf of the reporting entity. For assets that are managed internally by employees of the reporting entity, note as such. ["...that have access to the investment accounts"; "...handle securities"]

1 Name of Firm or Individual	2 Affiliation
Internal Global Atlantic Investment Team .....	I.....
Kohlberg Kravis Roberts & Co. L.P. ....	A.....
Goldman Sachs Asset Management CLO, Corp. ....	U.....

- 17.5097 For those firms/individuals listed in the table for Question 17.5, do any firms/individuals unaffiliated with the reporting entity (i.e. designated with a "U") manage more than 10% of the reporting entity's invested assets?..... Yes [ ] No [ X ]
- 17.5098 For firms/individuals unaffiliated with the reporting entity (i.e. designated with a "U") listed in the table for Question 17.5, does the total assets under management aggregate to more than 50% of the reporting entity's invested assets?..... Yes [ ] No [ X ]

- 17.6 For those firms or individuals listed in the table for 17.5 with an affiliation code of "A" (affiliated) or "U" (unaffiliated), provide the information for the table below.

1	2	3	4	5
Central Registration Depository Number	Name of Firm or Individual	Legal Entity Identifier (LEI)	Registered With	Investment Management Agreement (IMA) Filed
1399770 .....	Kohlberg Kravis Roberts & Co. L.P. ....	K3NEK11EF7N3JVJE7V46 .....	.....	DS.....
107738 .....	Goldman Sachs Asset Management CLO, Corp. ....	5493000C7DKPYE0MA87 .....	.....	OS.....

- 18.1 Have all the filing requirements of the Purposes and Procedures Manual of the NAIC Investment Analysis Office been followed? ..... Yes [ X ] No [ ]
- 18.2 If no, list exceptions: .....

19. By self-designating 5GI securities, the reporting entity is certifying the following elements for each self-designated 5GI security:
- a. Documentation necessary to permit a full credit analysis of the security does not exist or an NAIC CRP credit rating for an FE or PL security is not available.
  - b. Issuer or obligor is current on all contracted interest and principal payments.
  - c. The insurer has an actual expectation of ultimate payment of all contracted interest and principal.
- Has the reporting entity self-designated 5GI securities? ..... Yes [ X ] No [ ]

20. By self-designating PLGI securities, the reporting entity is certifying the following elements of each self-designated PLGI security:
- a. The security was purchased prior to January 1, 2018.
  - b. The reporting entity is holding capital commensurate with the NAIC Designation reported for the security.
  - c. The NAIC Designation was derived from the credit rating assigned by an NAIC CRP in its legal capacity as a NRSRO which is shown on a current private letter rating held by the insurer and available for examination by state insurance regulators.
  - d. The reporting entity is not permitted to share this credit rating of the PL security with the SVO.
- Has the reporting entity self-designated PLGI securities? ..... Yes [ ] No [ X ]

21. By assigning FE to a Schedule BA non-registered private fund, the reporting entity is certifying the following elements of each self-designated FE fund:
- a. The shares were purchased prior to January 1, 2019.
  - b. The reporting entity is holding capital commensurate with the NAIC Designation reported for the security.
  - c. The security had a public credit rating(s) with annual surveillance assigned by an NAIC CRP in its legal capacity as an NRSRO prior to January 1, 2019.
  - d. The fund only or predominantly holds bonds in its portfolio.
  - e. The current reported NAIC Designation was derived from the public credit rating(s) with annual surveillance assigned by an NAIC CRP in its legal capacity as an NRSRO.
  - f. The public credit rating(s) with annual surveillance assigned by an NAIC CRP has not lapsed.
- Has the reporting entity assigned FE to Schedule BA non-registered private funds that complied with the above criteria? ..... Yes [ ] No [ X ]

# GENERAL INTERROGATORIES

## PART 2 - LIFE AND ACCIDENT AND HEALTH COMPANIES/FRATERNAL BENEFIT SOCIETIES

**Life and Accident Health Companies/Fraternal Benefit Societies:**

1. Report the statement value of mortgage loans at the end of this reporting period for the following categories: 1  
Amount
- 1.1 Long-Term Mortgages In Good Standing
- 1.11 Farm Mortgages ..... \$.....
- 1.12 Residential Mortgages ..... \$..... 197,149,070
- 1.13 Commercial Mortgages ..... \$..... 248,031,098
- 1.14 Total Mortgages in Good Standing ..... \$ 445,180,168
- 1.2 Long-Term Mortgages In Good Standing with Restructured Terms
- 1.21 Total Mortgages in Good Standing with Restructured Terms..... \$.....
- 1.3 Long-Term Mortgage Loans Upon which Interest is Overdue more than Three Months
- 1.31 Farm Mortgages ..... \$.....
- 1.32 Residential Mortgages ..... \$.....
- 1.33 Commercial Mortgages ..... \$.....
- 1.34 Total Mortgages with Interest Overdue more than Three Months ..... \$.....
- 1.4 Long-Term Mortgage Loans in Process of Foreclosure
- 1.41 Farm Mortgages ..... \$.....
- 1.42 Residential Mortgages ..... \$.....
- 1.43 Commercial Mortgages ..... \$.....
- 1.44 Total Mortgages in Process of Foreclosure ..... \$.....
- 1.5 Total Mortgage Loans (Lines 1.14 + 1.21 + 1.34 + 1.44) (Page 2, Column 3, Lines 3.1 + 3.2) ..... \$ 445,180,168
- 1.6 Long-Term Mortgages Foreclosed, Properties Transferred to Real Estate in Current Quarter
- 1.61 Farm Mortgages ..... \$.....
- 1.62 Residential Mortgages ..... \$.....
- 1.63 Commercial Mortgages ..... \$.....
- 1.64 Total Mortgages Foreclosed and Transferred to Real Estate ..... \$.....
2. Operating Percentages:
- 2.1 A&H loss percent ..... %
- 2.2 A&H cost containment percent ..... %
- 2.3 A&H expense percent excluding cost containment expenses ..... %
- 3.1 Do you act as a custodian for health savings accounts? ..... Yes [ ] No [ X ]
- 3.2 If yes, please provide the amount of custodial funds held as of the reporting date ..... \$.....
- 3.3 Do you act as an administrator for health savings accounts? ..... Yes [ ] No [ X ]
- 3.4 If yes, please provide the balance of the funds administered as of the reporting date ..... \$.....
4. Is the reporting entity licensed or chartered, registered, qualified, eligible or writing business in at least two states? ..... Yes [ X ] No [ ]
- 4.1 If no, does the reporting entity assume reinsurance business that covers risks residing in at least one state other than the state of domicile of the reporting entity? ..... Yes [ ] No [ ]

**Fraternal Benefit Societies Only:**

- 5.1 In all cases where the reporting entity has assumed accident and health risks from another company, provisions should be made in this statement on account of such reinsurances for reserve equal to that which the original company would have been required to establish had it retained the risks. Has this been done? ..... Yes [ ] No [ ] N/A [ ]
- 5.2 If no, explain: .....  
.....
- 6.1 Does the reporting entity have outstanding assessments in the form of liens against policy benefits that have increased surplus? ..... Yes [ ] No [ ]
- 6.2 If yes, what is the date(s) of the original lien and the total outstanding balance of liens that remain in surplus?

Date	Outstanding Lien Amount
.....	.....



STATEMENT AS OF JUNE 30, 2023 OF THE First Allmerica Financial Life Insurance Company

**SCHEDULE T - PREMIUMS AND ANNUITY CONSIDERATIONS**

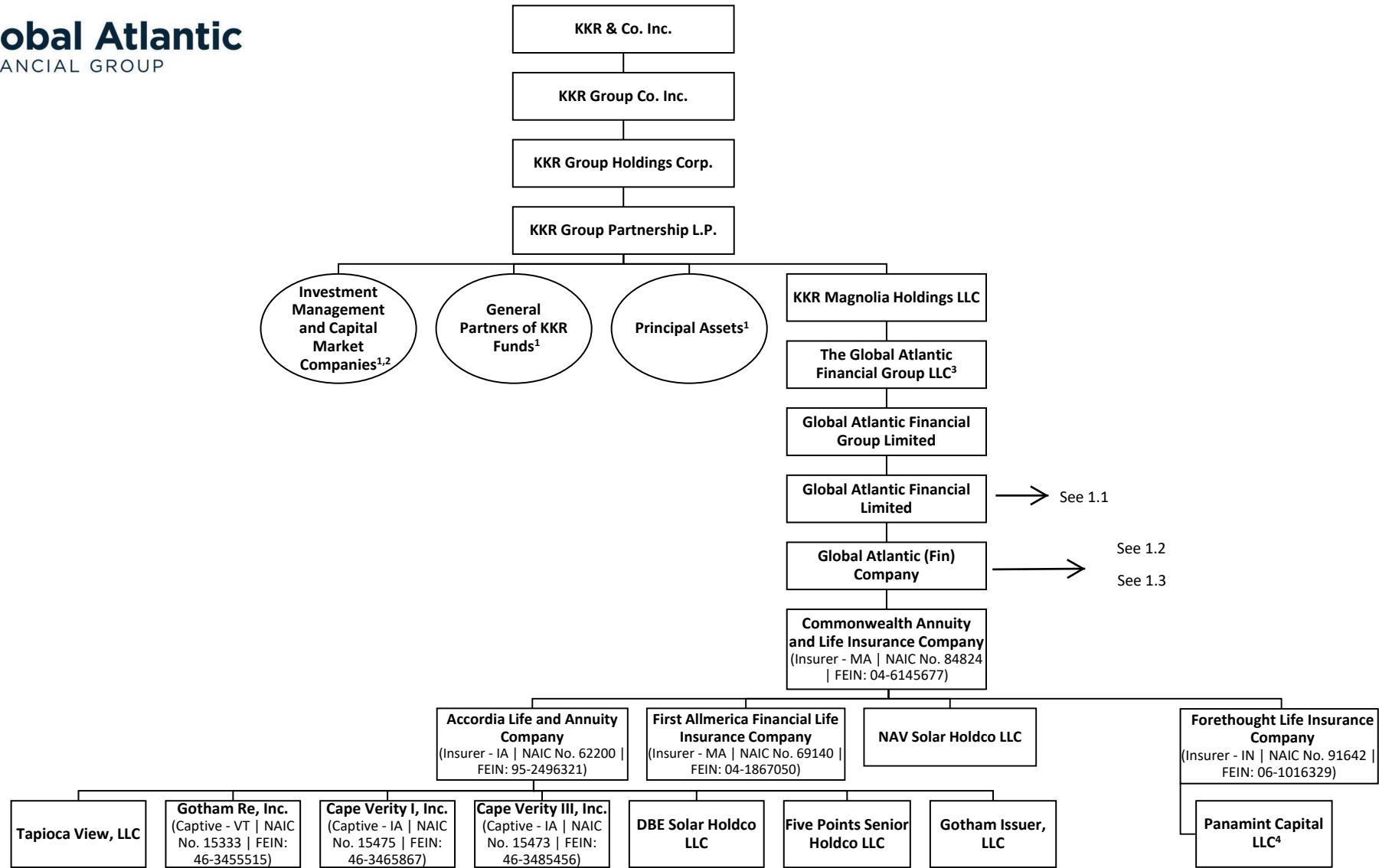
Current Year To Date - Allocated by States and Territories

States, Etc.	1	Life Contracts		Direct Business Only			7
		2	3	4	5	6	
	Active Status (a)	Life Insurance Premiums	Annuity Considerations	Accident and Health Insurance Premiums, Including Policy, Membership and Other Fees	Other Considerations	Total Columns 2 Through 5	Deposit-Type Contracts
1. Alabama	AL	L	28,288			28,288	
2. Alaska	AK	L	2,902			2,902	
3. Arizona	AZ	L	97,625		96	97,721	
4. Arkansas	AR	L	6,758			6,758	
5. California	CA	L	306,436	11,362	62	317,860	
6. Colorado	CO	L	217,113		(90)	217,023	
7. Connecticut	CT	L	215,812		682	216,494	
8. Delaware	DE	L	25,977			25,977	
9. District of Columbia	DC	L	6,830			6,830	
10. Florida	FL	L	1,228,120			1,228,120	
11. Georgia	GA	L	101,447		276	101,723	
12. Hawaii	HI	L	7,506			7,506	
13. Idaho	ID	L	5,686			5,686	
14. Illinois	IL	L	217,465		41	217,506	
15. Indiana	IN	L	71,013		772	71,785	
16. Iowa	IA	L	13,389			13,389	
17. Kansas	KS	L	7,817			7,817	
18. Kentucky	KY	L	22,380			22,380	
19. Louisiana	LA	L	60,282		290	60,572	
20. Maine	ME	L	86,445			86,445	
21. Maryland	MD	L	95,351			95,351	
22. Massachusetts	MA	L	237,912		29	237,941	
23. Michigan	MI	L	651,708			651,708	
24. Minnesota	MN	L	818,270		836	819,106	
25. Mississippi	MS	L	7,738			7,738	
26. Missouri	MO	L	20,538		111	20,649	
27. Montana	MT	L	1,718			1,718	
28. Nebraska	NE	L	32,673			32,673	
29. Nevada	NV	L	26,573			26,573	
30. New Hampshire	NH	L	60,844		(38)	60,806	
31. New Jersey	NJ	L	952,774			952,774	
32. New Mexico	NM	L	13,764			13,764	
33. New York	NY	L	13,125,928	106,310	17,660	13,249,898	
34. North Carolina	NC	L	238,914			238,914	
35. North Dakota	ND	L	641			641	
36. Ohio	OH	L	92,458		47	92,505	
37. Oklahoma	OK	L	4,153			4,153	
38. Oregon	OR	L	28,337			28,337	
39. Pennsylvania	PA	L	367,250	18,247		385,497	
40. Rhode Island	RI	L	27,855			27,855	
41. South Carolina	SC	L	156,219			156,219	
42. South Dakota	SD	L	4,157			4,157	
43. Tennessee	TN	L	92,600			92,600	
44. Texas	TX	L	188,368			188,368	
45. Utah	UT	L	28,779			28,779	
46. Vermont	VT	L	22,069			22,069	
47. Virginia	VA	L	180,754		33	180,787	
48. Washington	WA	L	27,454			27,454	
49. West Virginia	WV	L	4,979			4,979	
50. Wisconsin	WI	L	47,643		24	47,667	
51. Wyoming	WY	L	12,257			12,257	
52. American Samoa	AS	L					
53. Guam	GU	L					
54. Puerto Rico	PR	N	29,524	41,032	151	70,707	
55. U.S. Virgin Islands	VI	L	858			858	
56. Northern Mariana Islands	MP	N					
57. Canada	CAN	N	2,101			2,101	
58. Aggregate Other Aliens	OT	XXX	63,182			63,182	
59. Subtotal	XXX		20,395,634	176,951	20,982	20,593,567	
90. Reporting entity contributions for employee benefits plans	XXX						
91. Dividends or refunds applied to purchase paid-up additions and annuities	XXX		3,835,458			3,835,458	
92. Dividends or refunds applied to shorten endowment or premium paying period	XXX						
93. Premium or annuity considerations waived under disability or other contract provisions	XXX		285,500			285,500	
94. Aggregate or other amounts not allocable by State	XXX		291,272			291,272	
95. Totals (Direct Business)	XXX		24,807,864	176,951	20,982	25,005,797	
96. Plus Reinsurance Assumed	XXX		14,681,219	907,626,653	349	922,308,221	
97. Totals (All Business)	XXX		39,489,083	907,803,604	21,331	947,314,018	
98. Less Reinsurance Ceded	XXX		37,842,934	691,037,320	21,331	728,901,585	
99. Totals (All Business) less Reinsurance Ceded	XXX		1,646,149	216,766,284		218,412,433	
DETAILS OF WRITE-INS							
58001. ZZZ Other Alien	XXX		63,182			63,182	
58002.	XXX						
58003.	XXX						
58998. Summary of remaining write-ins for Line 58 from overflow page	XXX						
58999. Totals (Lines 58001 through 58003 plus 58998)(Line 58 above)	XXX		63,182			63,182	
9401. Non-pay settlement adjustments	XXX		291,272			291,272	
9402.	XXX						
9403.	XXX						
9498. Summary of remaining write-ins for Line 94 from overflow page	XXX						
9499. Totals (Lines 9401 through 9403 plus 9498)(Line 94 above)	XXX		291,272			291,272	

(a) Active Status Counts:

- 1. L - Licensed or Chartered - Licensed insurance carrier or domiciled RRG.....54
- 2. R - Registered - Non-domiciled RRGs.....
- 3. E - Eligible - Reporting entities eligible or approved to write surplus lines in the state.....
- 4. Q - Qualified - Qualified or accredited reinsurer.....
- 5. N - None of the above - Not allowed to write business in the state..... 3

STATEMENT AS OF JUNE 30, 2023 OF THE First Allmerica Financial Life Insurance Company □ □  
 ORGANIZATIONAL CHART OF THE INSURANCE HOLDING COMPANY SYSTEM



Commencing in 2022, following clarifying guidance issued by the SAPWG, the Company modified its affiliated entity listing to include SPV entities which were previously classified as unaffiliated. Investments in these entities are also reflected as affiliated investments, commencing in 2022.

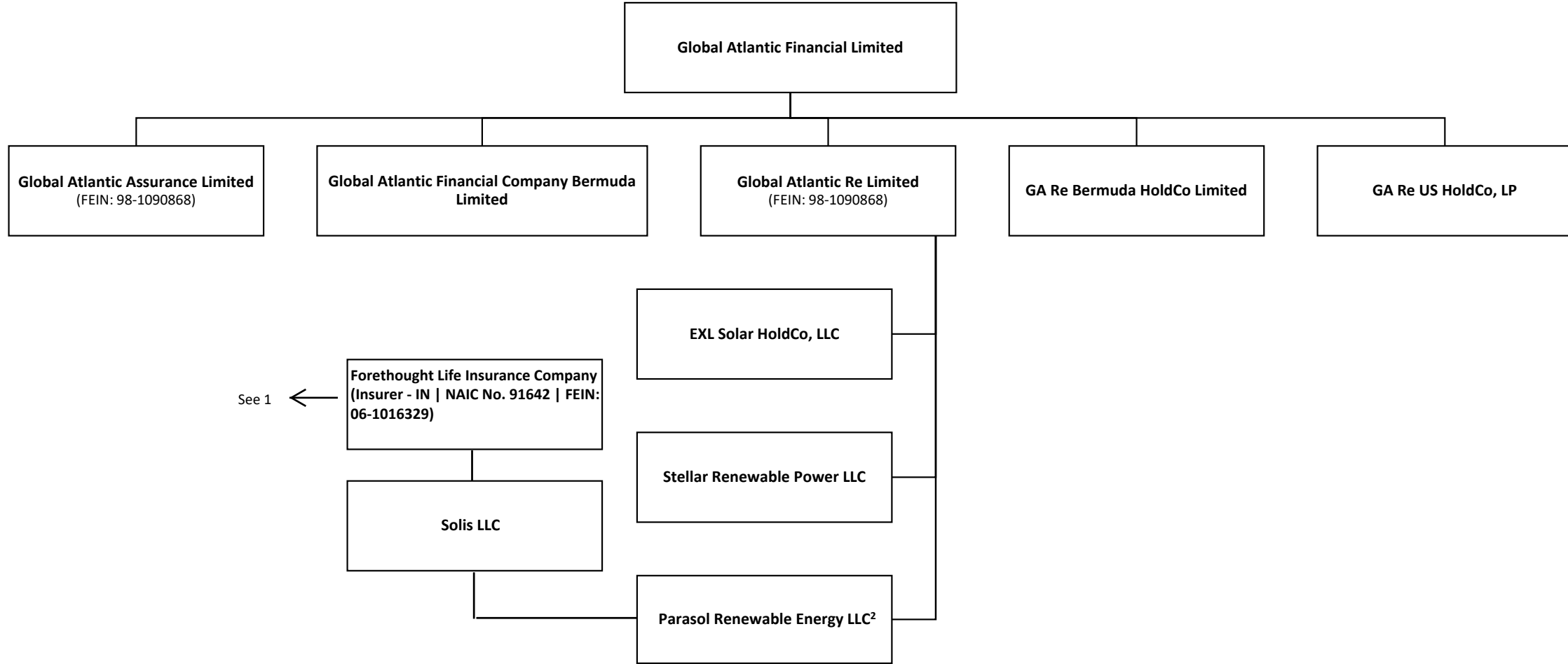
<sup>1</sup>KKR controlled entities also qualify as affiliates and are accounted for and reported as such, in accordance with SSAP25.

<sup>2</sup>Includes Kohlberg Kravis Roberts & Co. L.P., an SEC-registered adviser and investment manager of the holding company group.

<sup>3</sup>The Global Atlantic Financial Group LLC is owned 63.32% by KKR Magnolia Holdings LLC and 36.68% by third party investors. Additionally, 1,000 incentive shares are held by GAMC L.P. as part of the management equity plan.

<sup>4</sup>Panamint Capital LLC is owned 51% by Panamint Ventures LLC, a non-affiliate, 47% by Forethought Life Insurance Company, an insurance company affiliate, and 2% by MJMiller Enterprises, a non-affiliate.

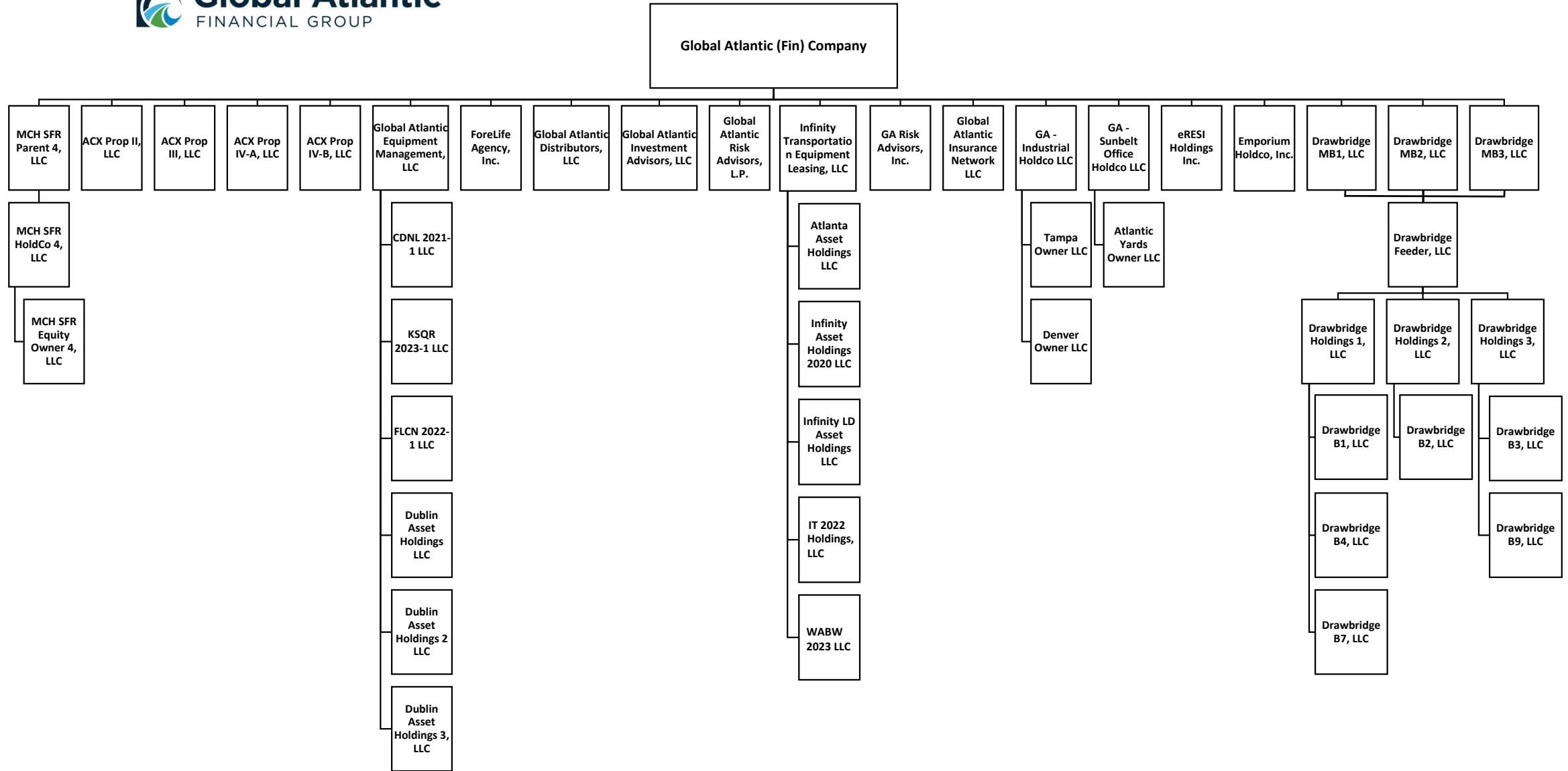
STATEMENT AS OF JUNE 30, 2023 OF THE First Allmerica Financial Life Insurance Company □ □  
 ORGANIZATIONAL CHART OF THE INSURANCE HOLDING COMPANY SYSTEM<sup>1</sup>



<sup>1</sup>Certain subsidiaries included in the organizational chart own additional legal entities which have been omitted for clarity of presentation.

<sup>2</sup>Parasol Renewable Energy LLC is 80% owned by Solis LLC, and 20% owned by Global Atlantic Re Limited.

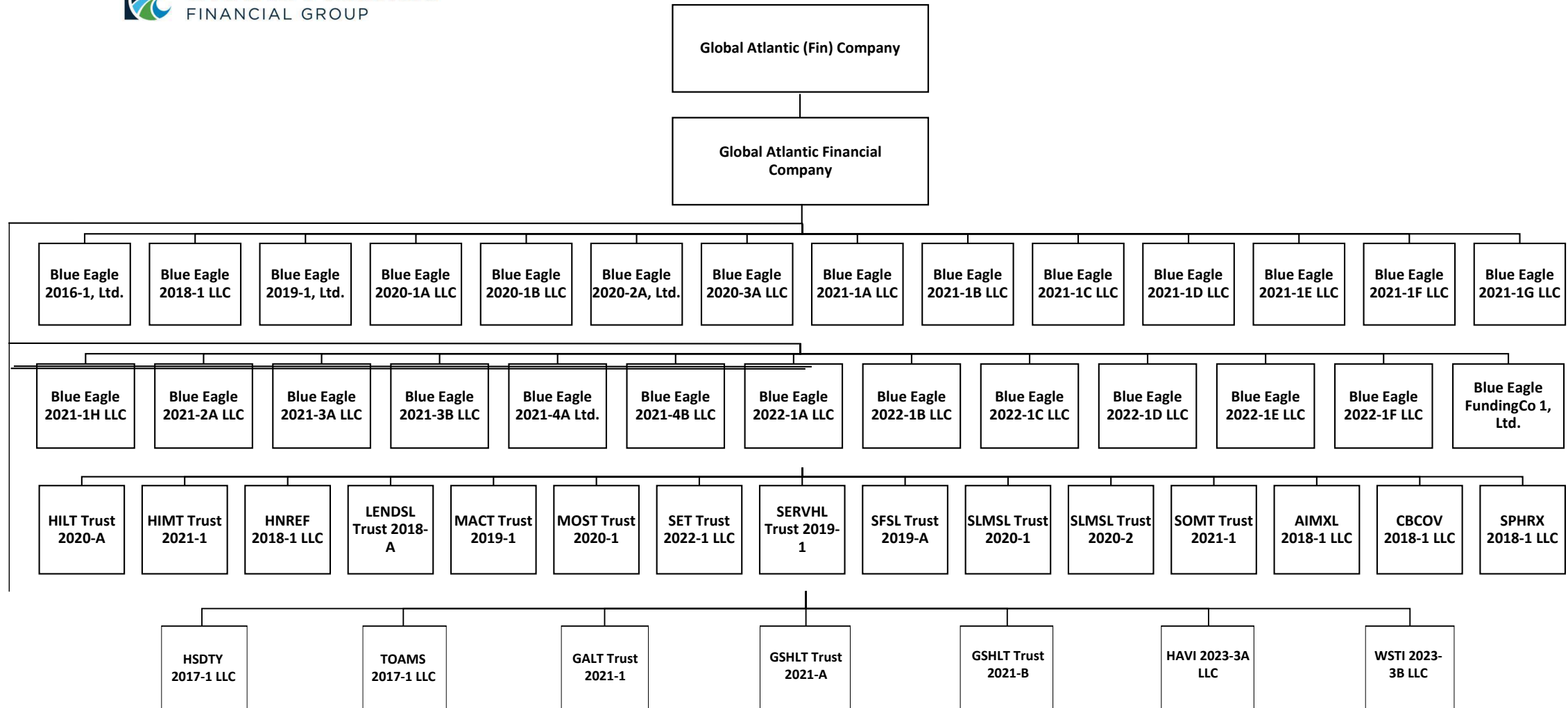
STATEMENT AS OF JUNE 30, 2023 OF THE First Allmerica Financial Life Insurance Company □ □  
 ORGANIZATIONAL CHART OF THE INSURANCE HOLDING COMPANY SYSTEM<sup>1</sup>



<sup>1</sup>Certain subsidiaries included in the organizational chart own additional legal entities which have been omitted for clarity of presentation.



STATEMENT AS OF JUNE 30, 2023 OF THE First Allmerica Financial Life Insurance Company ☐ ☐  
 ORGANIZATIONAL CHART OF THE INSURANCE HOLDING COMPANY SYSTEM<sup>1</sup>



<sup>1</sup>Certain subsidiaries included in the organizational chart own additional legal entities which have been omitted for clarity of presentation.

STATEMENT AS OF JUNE 30, 2023 OF THE First Allmerica Financial Life Insurance Company

**SCHEDULE Y**  
**PART 1A - DETAIL OF INSURANCE HOLDING COMPANY SYSTEM**

1	2	3	4	5	6	7	8	9	10	11	12	13	14	15	16
Group Code	Group Name	NAIC Company Code	ID Number	Federal RSSD	CIK	Name of Securities Exchange if Publicly Traded (U.S. or International)	Names of Parent, Subsidiaries Or Affiliates	Domiciliary Location	Relationship to Reporting Entity	Directly Controlled by (Name of Entity/Person)	Type of Control (Ownership, Board, Management, Attorney-in-Fact, Influence, Other)	If Control is Ownership Provide Percentage	Ultimate Controlling Entity(ies)/Person(s)	Is an SCA Filing Required? (Yes/No)	*
.3891	Global Atlantic Grp	62200	95-2496321				Accordia Life and Annuity Company	IA	IA	Commonwealth Annuity and Life Insurance Company	Ownership	100.000	KKR & Co. Inc.		
.3891	Global Atlantic Grp	15475	46-3465867				Cape Verity I, Inc.	IA	IA	Accordia Life and Annuity Company	Ownership	100.000	KKR & Co. Inc.		
.3891	Global Atlantic Grp	15473	46-3485456				Cape Verity III, Inc.	IA	IA	Accordia Life and Annuity Company	Ownership	100.000	KKR & Co. Inc.		
.3891	Global Atlantic Grp	84824	04-6145677	3958278	1391312		Commonwealth Annuity and Life Insurance Company	MA	IA	Global Atlantic (Fin) Company	Ownership	100.000	KKR & Co. Inc.		
			95-2496321				DBE Solar Holdco LLC	DE	NIA	Accordia Life and Annuity Company	Ownership	100.000	KKR & Co. Inc.		
.3891	Global Atlantic Grp	69140	04-1867050	2578101	793699		First Allmerica Financial Life Insurance Company	MA	RE	Commonwealth Annuity and Life Insurance Company	Ownership	100.000	KKR & Co. Inc.		
			38-3871599				Five Points Senior Holdco LLC	DE	NIA	Accordia Life and Annuity Company	Ownership	100.000	KKR & Co. Inc.		
.3891	Global Atlantic Grp	91642	06-1016329		1554348		Forethought Life Insurance Company	IN	IA	Commonwealth Annuity and Life Insurance Company	Ownership	100.000	KKR & Co. Inc.		
			38-3898658				Global Atlantic (Fin) Company	DE	UIP	Global Atlantic Financial Limited	Ownership	100.000	KKR & Co. Inc.		
			98-1089764				Global Atlantic Financial Group Limited	BMJ	UIP	The Global Atlantic Financial Group LLC	Ownership	100.000	KKR & Co. Inc.		
			98-1090868	4520225			Global Atlantic Financial Limited	BMJ	UIP	Global Atlantic Financial Group Limited	Ownership	100.000	KKR & Co. Inc.		
			46-3694412	4520225			Gotham Issuer, LLC	DE	NIA	Accordia Life and Annuity Company	Ownership	90.000	KKR & Co. Inc.		
			46-3694412	4520225			Gotham Issuer, LLC	DE	NIA	Global Atlantic (Fin) Company	Ownership	10.000	KKR & Co. Inc.		
.3891	Global Atlantic Grp	15333	46-3455515				Gotham Re, Inc.	VT	IA	Accordia Life and Annuity Company	Ownership	100.000	KKR & Co. Inc.		
			88-1203639	2578101	1404912	New York Stock Exchange	KKR & Co. Inc.	DE	UIP	Board of Directors	Board of Directors		KKR & Co. Inc.		
				3958278	1932162		KKR Group Co. Inc.	CYM	UIP	KKR & Co. Inc.	Ownership	100.000	KKR & Co. Inc.		
					1743754		KKR Group Holdings Corp.	DE	UIP	KKR Group Co. Inc.	Ownership	100.000	KKR & Co. Inc.		
			98-0598047		1472698		KKR Group Partnership L.P.	CYM	UIP	KKR Group Holdings Corp.	Ownership	100.000	KKR & Co. Inc.		
			98-1563045		1842456		KKR Magnolia Holdings LLC	CYM	UIP	KKR Group Partnership L.P.	Ownership	100.000	KKR & Co. Inc.		
			04-6145677				NAV Solar Holdco LLC	DE	NIA	Commonwealth Annuity and Life Insurance Company	Ownership	100.000	KKR & Co. Inc.		
			88-2112299				Panamint Capital LLC	DE	NIA	Forethought Life Insurance Company	Ownership	100.000	KKR & Co. Inc.		
			95-2496321				Tapioca View, LLC	DE	NIA	Accordia Life and Annuity Company	Ownership	100.000	KKR & Co. Inc.		
			98-1089764	4520225			The Global Atlantic Financial Group LLC	BMJ	UIP	KKR Magnolia Holdings LLC	Ownership	63.000	KKR & Co. Inc.		
			98-1089764	4520225			The Global Atlantic Financial Group LLC	BMJ	UIP	Third Party Investors	Ownership	37.000			
			98-1090854				EXL Solar HoldCo, LLC	DE	NIA	Global Atlantic Re Limited	Ownership	100.000	KKR & Co. Inc.		
			98-1451597				GA Re Bermuda HoldCo Limited	BMJ	NIA	Global Atlantic Financial Limited	Ownership	100.000	KKR & Co. Inc.		
			83-2239712				GA Re US HoldCo, LP	DE	NIA	Global Atlantic Financial Limited	Ownership	99.000	KKR & Co. Inc.		
			83-2239712				GA Re US HoldCo, LP	DE	NIA	GA Re Bermuda HoldCo Limited	Ownership	1.000	KKR & Co. Inc.		
			98-1452583				Global Atlantic Assurance Limited	BMJ	IA	Global Atlantic Financial Limited	Ownership	100.000	KKR & Co. Inc.		
							Global Atlantic Financial Company Bermuda Limited	BMJ	NIA	Global Atlantic Financial Limited	Ownership	100.000	KKR & Co. Inc.		
			98-1529928				Global Atlantic Re Limited	BMJ	IA	Global Atlantic Financial Limited	Ownership	75.000	KKR & Co. Inc.		
			98-1090854				Global Atlantic Re Limited	BMJ	IA	GA Re US HoldCo, LP	Ownership	25.000	KKR & Co. Inc.		
			98-1090854				Global Atlantic Re Limited	BMJ	IA	Global Atlantic Re Limited	Ownership	100.000	KKR & Co. Inc.		
			88-1973352				Stellar Renewable Power LLC	DE	NIA	Global Atlantic Re Limited	Ownership	25.000	KKR & Co. Inc.		
							Solis LLC	DE	NIA	Forethought Life Insurance Company	Ownership	75.000	KKR & Co. Inc.		
							Solis LLC	DE	NIA	Third Party Investors	Ownership	20.000	KKR & Co. Inc.		
			84-3588586				Parasol Renewable Energy LLC	DE	NIA	Global Atlantic Re Limited	Ownership	80.000	KKR & Co. Inc.		
			84-3588586				Parasol Renewable Energy LLC	DE	NIA	Solis LLC	Ownership	100.000	KKR & Co. Inc.		
			86-1607307				ACX Prop II, LLC	DE	NIA	Global Atlantic (Fin) Company	Ownership	100.000	KKR & Co. Inc.		
			87-2335032				ACX Prop III, LLC	DE	NIA	Global Atlantic (Fin) Company	Ownership	100.000	KKR & Co. Inc.		
			87-3631476				ACX Prop IV-A, LLC	DE	NIA	Global Atlantic (Fin) Company	Ownership	100.000	KKR & Co. Inc.		
			88-0561068				ACX Prop IV-B, LLC	DE	NIA	Global Atlantic (Fin) Company	Ownership	100.000	KKR & Co. Inc.		
			82-3508436				Atlanta Asset Holdings LLC	DE	NIA	Infinity Transportation Equipment Leasing, LLC	Management	0.000	KKR & Co. Inc.		

STATEMENT AS OF JUNE 30, 2023 OF THE First Allmerica Financial Life Insurance Company

**SCHEDULE Y**  
**PART 1A - DETAIL OF INSURANCE HOLDING COMPANY SYSTEM**

1	2	3	4	5	6	7	8	9	10	11	12	13	14	15	16
Group Code	Group Name	NAIC Company Code	ID Number	Federal RSSD	CIK	Name of Securities Exchange if Publicly Traded (U.S. or International)	Names of Parent, Subsidiaries Or Affiliates	Domiciliary Location	Relationship to Reporting Entity	Directly Controlled by (Name of Entity/Person)	Type of Control (Ownership, Board, Management, Attorney-in-Fact, Influence, Other)	If Control is Ownership Provide Percentage	Ultimate Controlling Entity(ies)/Person(s)	Is an SCA Filing Required? (Yes/No)	*
			88-1026854				Atlantic Yards Owner LLC	DE	NIA	GA - Sunbelt Office Holdco LLC	Management	0.000	KKR & Co. Inc.		
			86-2857451				KSQR 2023-1 LLC	DE	NIA	Global Atlantic Equipment Management, LLC	Management	0.000	KKR & Co. Inc.		
							CDNL 2021-1 LLC	DE	NIA	Global Atlantic Equipment Management, LLC	Management	0.000	KKR & Co. Inc.		
							Denver Owner LLC	DE	NIA	GA - Industrial Holdco LLC	Management	0.000	KKR & Co. Inc.		
							Drawbridge B1, LLC	DE	NIA	Drawbridge Holdings 1, LLC	Management	0.000	KKR & Co. Inc.		
							Drawbridge B2, LLC	DE	NIA	Drawbridge Holdings 2, LLC	Management	0.000	KKR & Co. Inc.		
							Drawbridge B3, LLC	DE	NIA	Drawbridge Holdings 3, LLC	Management	0.000	KKR & Co. Inc.		
							Drawbridge B4, LLC	DE	NIA	Drawbridge Holdings 1, LLC	Management	0.000	KKR & Co. Inc.		
							Drawbridge B7, LLC	DE	NIA	Drawbridge Holdings 1, LLC	Management	0.000	KKR & Co. Inc.		
							Drawbridge B9, LLC	DE	NIA	Drawbridge Holdings 3, LLC	Management	0.000	KKR & Co. Inc.		
			88-0937290				Drawbridge Feeder, LLC	DE	NIA	Drawbridge MB1, LLC	Management	0.000	KKR & Co. Inc.		
			88-0937290				Drawbridge Feeder, LLC	DE	NIA	Drawbridge MB2, LLC	Management	0.000	KKR & Co. Inc.		
			88-0937290				Drawbridge Feeder, LLC	DE	NIA	Drawbridge MB3, LLC	Management	0.000	KKR & Co. Inc.		
			87-3802448				Drawbridge Holdings 1, LLC	DE	NIA	Drawbridge Feeder, LLC	Management	0.000	KKR & Co. Inc.		
			61-1580298				Drawbridge Holdings 2, LLC	DE	NIA	Drawbridge Feeder, LLC	Management	0.000	KKR & Co. Inc.		
			87-3802777				Drawbridge Holdings 3, LLC	DE	NIA	Drawbridge Feeder, LLC	Management	0.000	KKR & Co. Inc.		
							Drawbridge MB1, LLC	DE	NIA	Global Atlantic (Fin) Company	Management	0.000	KKR & Co. Inc.		
							Drawbridge MB2, LLC	DE	NIA	Global Atlantic (Fin) Company	Management	0.000	KKR & Co. Inc.		
							Drawbridge MB3, LLC	DE	NIA	Global Atlantic (Fin) Company	Management	0.000	KKR & Co. Inc.		
			86-2361267				Dublin Asset Holdings 2 LLC	DE	NIA	Global Atlantic Equipment Management, LLC	Management	0.000	KKR & Co. Inc.		
			87-2316184				Dublin Asset Holdings 3, LLC	DE	NIA	Global Atlantic Equipment Management, LLC	Management	0.000	KKR & Co. Inc.		
			82-3508100				Dublin Asset Holdings LLC	DE	NIA	Global Atlantic Equipment Management, LLC	Management	0.000	KKR & Co. Inc.		
			87-3023750				Emporium Holdco, Inc.	DE	NIA	Global Atlantic (Fin) Company	Ownership	100.000	KKR & Co. Inc.		
			87-3058805				eRESI Holdings Inc.	DE	NIA	Global Atlantic (Fin) Company	Ownership	100.000	KKR & Co. Inc.		
			86-2871839				FLCN 2022-1 LLC	DE	NIA	Global Atlantic Equipment Management, LLC	Management	0.000	KKR & Co. Inc.		
			35-1815415				ForeLife Agency, Inc.	IN	NIA	Global Atlantic (Fin) Company	Ownership	100.000	KKR & Co. Inc.		
			92-1413949				GA - Industrial Holdco LLC	DE	NIA	Global Atlantic (Fin) Company	Ownership	100.000	KKR & Co. Inc.		
			38-3898658				GA - Sunbelt Office Holdco LLC	DE	NIA	Global Atlantic (Fin) Company	Ownership	100.000	KKR & Co. Inc.		
			13-3896487				GA Risk Advisors, Inc.	DE	NIA	Global Atlantic (Fin) Company	Ownership	100.000	KKR & Co. Inc.		
			20-3944031				Global Atlantic Distributors, LLC	DE	NIA	Global Atlantic (Fin) Company	Ownership	100.000	KKR & Co. Inc.		
			81-3323212				Global Atlantic Equipment Management, LLC	DE	NIA	Global Atlantic (Fin) Company	Ownership	100.000	KKR & Co. Inc.		
			38-3898658				Global Atlantic Insurance Network LLC	DE	NIA	Global Atlantic (Fin) Company	Ownership	100.000	KKR & Co. Inc.		
			35-1960899				Global Atlantic Investment Advisors, LLC	IN	NIA	Global Atlantic (Fin) Company	Ownership	100.000	KKR & Co. Inc.		
			13-3896700				Global Atlantic Risk Advisors, L.P.	DE	NIA	Global Atlantic (Fin) Company	Ownership	100.000	KKR & Co. Inc.		
			84-4227992				Infinity Asset Holdings 2020 LLC	DE	NIA	Infinity Transportation Equipment Leasing, LLC	Management	0.000	KKR & Co. Inc.		
			84-3127337				Infinity LD Asset Holdings LLC	DE	NIA	Infinity Transportation Equipment Leasing, LLC	Management	0.000	KKR & Co. Inc.		
			86-3445068				Infinity Transportation Equipment Leasing, LLC	DE	NIA	Global Atlantic (Fin) Company	Ownership	100.000	KKR & Co. Inc.		
			87-3496842				IT 2022 Holdings, LLC	DE	NIA	Infinity Transportation Equipment Leasing, LLC	Management	0.000	KKR & Co. Inc.		
			92-1077691				WABW 2023 Holdings LLC	DE	NIA	Infinity Transportation Equipment Leasing, LLC	Management	0.000	KKR & Co. Inc.		
							MCH SFR Equity Owner 4, LLC	DE	NIA	MCH SFR HoldCo 4, LLC	Management	0.000	KKR & Co. Inc.		
			88-3108777				MCH SFR HoldCo 4, LLC	DE	NIA	MCH SFR Parent 4, LLC	Management	0.000	KKR & Co. Inc.		
			87-4783067				MCH SFR Parent 4, LLC	DE	NIA	Global Atlantic (Fin) Company	Management	0.000	KKR & Co. Inc.		
			92-1402466				Tampa Owner LLC	DE	NIA	GA - Industrial Holdco LLC	Management	0.000	KKR & Co. Inc.		

STATEMENT AS OF JUNE 30, 2023 OF THE First Allmerica Financial Life Insurance Company

**SCHEDULE Y**  
**PART 1A - DETAIL OF INSURANCE HOLDING COMPANY SYSTEM**

1	2	3	4	5	6	7	8	9	10	11	12	13	14	15	16
Group Code	Group Name	NAIC Company Code	ID Number	Federal RSSD	CIK	Name of Securities Exchange if Publicly Traded (U.S. or International)	Names of Parent, Subsidiaries Or Affiliates	Domiciliary Location	Relationship to Reporting Entity	Directly Controlled by (Name of Entity/Person)	Type of Control (Ownership, Board, Management, Attorney-in-Fact, Influence, Other)	If Control is Ownership Provide Percentage	Ultimate Controlling Entity(ies)/Person(s)	Is an SCA Filing Required? (Yes/No)	*
			90-0928452				Global Atlantic Financial Company	DE	NIA	Global Atlantic (Fin) Company	Ownership	100.000	KKR & Co. Inc.		
			85-0526287				AIMXL 2018-1 LLC	DE	NIA	Global Atlantic Financial Company	Management	0.000	KKR & Co. Inc.		
			98-1307202				Blue Eagle 2016-1, Ltd.	CYM	NIA	Global Atlantic Financial Company	Management	0.000	KKR & Co. Inc.		
			83-3851887				Blue Eagle 2018-1 LLC	DE	NIA	Global Atlantic Financial Company	Management	0.000	KKR & Co. Inc.		
							Blue Eagle 2019-1, Ltd.	CYM	NIA	Global Atlantic Financial Company	Management	0.000	KKR & Co. Inc.		
			85-0498393				Blue Eagle 2020-1A LLC	DE	NIA	Global Atlantic Financial Company	Management	0.000	KKR & Co. Inc.		
			85-0506156				Blue Eagle 2020-1B LLC	DE	NIA	Global Atlantic Financial Company	Management	0.000	KKR & Co. Inc.		
			98-1618000				Blue Eagle 2020-2A, Ltd.	CYM	NIA	Global Atlantic Financial Company	Management	0.000	KKR & Co. Inc.		
			30-1278256				Blue Eagle 2020-3A LLC	DE	NIA	Global Atlantic Financial Company	Management	0.000	KKR & Co. Inc.		
			86-1185033				Blue Eagle 2021-1A LLC	DE	NIA	Global Atlantic Financial Company	Management	0.000	KKR & Co. Inc.		
			86-1215896				Blue Eagle 2021-1B LLC	DE	NIA	Global Atlantic Financial Company	Management	0.000	KKR & Co. Inc.		
			86-1247520				Blue Eagle 2021-1C LLC	DE	NIA	Global Atlantic Financial Company	Management	0.000	KKR & Co. Inc.		
			86-1276982				Blue Eagle 2021-1D LLC	DE	NIA	Global Atlantic Financial Company	Management	0.000	KKR & Co. Inc.		
			87-1039701				Blue Eagle 2021-1E LLC	DE	NIA	Global Atlantic Financial Company	Management	0.000	KKR & Co. Inc.		
			87-1051951				Blue Eagle 2021-1F LLC	DE	NIA	Global Atlantic Financial Company	Management	0.000	KKR & Co. Inc.		
			87-1083548				Blue Eagle 2021-1G LLC	DE	NIA	Global Atlantic Financial Company	Management	0.000	KKR & Co. Inc.		
			87-1103117				Blue Eagle 2021-1H LLC	DE	NIA	Global Atlantic Financial Company	Management	0.000	KKR & Co. Inc.		
			86-1833206				Blue Eagle 2021-2A LLC	DE	NIA	Global Atlantic Financial Company	Management	0.000	KKR & Co. Inc.		
			86-1908720				Blue Eagle 2021-3A LLC	DE	NIA	Global Atlantic Financial Company	Management	0.000	KKR & Co. Inc.		
			86-1926397				Blue Eagle 2021-3B LLC	DE	NIA	Global Atlantic Financial Company	Management	0.000	KKR & Co. Inc.		
			98-1650279				Blue Eagle 2021-4A Ltd.	CYM	NIA	Global Atlantic Financial Company	Management	0.000	KKR & Co. Inc.		
			86-1867464				Blue Eagle 2021-4B LLC	DE	NIA	Global Atlantic Financial Company	Management	0.000	KKR & Co. Inc.		
			87-3855255				Blue Eagle 2022-1A LLC	DE	NIA	Global Atlantic Financial Company	Management	0.000	KKR & Co. Inc.		
			87-3855455				Blue Eagle 2022-1B LLC	DE	NIA	Global Atlantic Financial Company	Management	0.000	KKR & Co. Inc.		
			87-3876861				Blue Eagle 2022-1C LLC	DE	NIA	Global Atlantic Financial Company	Management	0.000	KKR & Co. Inc.		
			87-3877027				Blue Eagle 2022-1D LLC	DE	NIA	Global Atlantic Financial Company	Management	0.000	KKR & Co. Inc.		
			88-2368056				Blue Eagle 2022-1E LLC	DE	NIA	Global Atlantic Financial Company	Management	0.000	KKR & Co. Inc.		
			88-2395708				Blue Eagle 2022-1F LLC	DE	NIA	Global Atlantic Financial Company	Management	0.000	KKR & Co. Inc.		
			98-1669070				Blue Eagle FundingCo 1, Ltd.	CYM	NIA	Global Atlantic Financial Company	Management	0.000	KKR & Co. Inc.		
			90-0810836				CBCOV 2018-1 LLC	DE	NIA	Global Atlantic Financial Company	Management	0.000	KKR & Co. Inc.		
			87-1240026				GALT Trust 2021-1	DE	NIA	Global Atlantic Financial Company	Management	0.000	KKR & Co. Inc.		
			86-2409460				GSHLT Trust 2021-A	DE	NIA	Global Atlantic Financial Company	Management	0.000	KKR & Co. Inc.		
			87-2827474				GSHLT Trust 2021-B	DE	NIA	Global Atlantic Financial Company	Management	0.000	KKR & Co. Inc.		
			85-3158152				HILT Trust 2020-A	DE	NIA	Global Atlantic Financial Company	Management	0.000	KKR & Co. Inc.		
			86-2750470				HIMT Trust 2021-A	DE	NIA	Global Atlantic Financial Company	Management	0.000	KKR & Co. Inc.		
			86-2028644				HNREF 2018-1 LLC	DE	NIA	Global Atlantic Financial Company	Management	0.000	KKR & Co. Inc.		
							HSDTY 2017-1 LLC	DE	NIA	Global Atlantic Financial Company	Management	0.000	KKR & Co. Inc.		
							LENSL Trust 2018-A	DE	NIA	Global Atlantic Financial Company	Management	0.000	KKR & Co. Inc.		
			85-1772188				MACT Trust 2019-1	DE	NIA	Global Atlantic Financial Company	Management	0.000	KKR & Co. Inc.		
			85-3686210				MOST Trust 2020-1	DE	NIA	Global Atlantic Financial Company	Management	0.000	KKR & Co. Inc.		
			84-4568438				SERVHL Trust 2019-1	DE	NIA	Global Atlantic Financial Company	Management	0.000	KKR & Co. Inc.		
			88-0867231				SET Trust 2022-1 LLC	DE	NIA	Global Atlantic Financial Company	Management	0.000	KKR & Co. Inc.		
			84-3988321				SFSL Trust 2019-A	DE	NIA	Global Atlantic Financial Company	Management	0.000	KKR & Co. Inc.		
			84-4665609				SLMSL Trust 2020-1	DE	NIA	Global Atlantic Financial Company	Management	0.000	KKR & Co. Inc.		
			84-4685585				SLMSL Trust 2020-2	DE	NIA	Global Atlantic Financial Company	Management	0.000	KKR & Co. Inc.		
			86-2737921				SOMT Trust 2021-1	DE	NIA	Global Atlantic Financial Company	Management	0.000	KKR & Co. Inc.		
							SPHRX 2018-1 LLC	DE	NIA	Global Atlantic Financial Company	Management	0.000	KKR & Co. Inc.		

**SCHEDULE Y**  
**PART 1A - DETAIL OF INSURANCE HOLDING COMPANY SYSTEM**

1	2	3	4	5	6	7	8	9	10	11	12	13	14	15	16
Group Code	Group Name	NAIC Company Code	ID Number	Federal RSSD	CIK	Name of Securities Exchange if Publicly Traded (U.S. or International)	Names of Parent, Subsidiaries Or Affiliates	Domiciliary Location	Relationship to Reporting Entity	Directly Controlled by (Name of Entity/Person)	Type of Control (Ownership, Board, Management, Attorney-in-Fact, Influence, Other)	If Control is Ownership Provide Percentage	Ultimate Controlling Entity(ies)/Person(s)	Is an SCA Filing Required? (Yes/No)	*
			92-1187937				TOAMS 2017-1 LLC	DE	NIA	Global Atlantic Financial Company	Management	0.000	KKR & Co. Inc.		
			92-1198046				HAVI 2023-3A LLC	DE	NIA	Global Atlantic Financial Company	Management	0.000	KKR & Co. Inc.		
							WIS 2023-3B LLC	DE	NIA	Global Atlantic Financial Company	Management	0.000	KKR & Co. Inc.		

**NONE**

Asterisk	Explanation

# SUPPLEMENTAL EXHIBITS AND SCHEDULES INTERROGATORIES

The following supplemental reports are required to be filed as part of your statement filing. However, in the event that your company does not transact the type of business for which the special report must be filed, your response of NO to the specific interrogatory will be accepted in lieu of filing a "NONE" report and a bar code will be printed below. If the supplement is required of your company but is not being filed for whatever reason enter SEE EXPLANATION and provide an explanation following the interrogatory questions.

	Response
1. Will the Trusteed Surplus Statement be filed with the state of domicile and the NAIC with this statement? .....	NO
2. Will the Medicare Part D Coverage Supplement be filed with the state of domicile and the NAIC with this statement? .....	NO
3. Will the Reasonableness of Assumptions Certification required by Actuarial Guideline XXXV be filed with the state of domicile and electronically with the NAIC? .....	NO
4. Will the Reasonableness and Consistency of Assumptions Certification required by Actuarial Guideline XXXV be filed with the state of domicile and electronically with the NAIC? .....	NO
5. Will the Reasonableness of Assumptions Certification for Implied Guaranteed Rate Method required by Actuarial Guideline XXXVI be filed with the state of domicile and electronically with the NAIC? .....	NO
6. Will the Reasonableness and Consistency of Assumptions Certification required by Actuarial Guideline XXXVI (Updated Average Market Value) be filed with the state of domicile and electronically with the NAIC? .....	NO
7. Will the Reasonableness and Consistency of Assumptions Certification required by Actuarial Guideline XXXVI (Updated Market Value) be filed with the state of domicile and electronically with the NAIC? .....	YES
8. Will the Life PBR Statement of Exemption be filed with the state of domicile by July 1st and electronically with the NAIC with the second quarterly filing per the Valuation Manual (by August 15)? (2nd Quarter Only) The response for 1st and 3rd quarters should be N/A. A NO response resulting with a bar code is only appropriate in the 2nd quarter. In the case of an ongoing statement of exemption, enter "SEE EXPLANATION" and provide as an explanation that the company is utilizing an ongoing statement of exemption. ....	NO

**AUGUST FILING**


9. Will the regulator-only (non-public) Communication of Internal Control Related Matters Noted in Audit be filed with the state of domicile and electronically with the NAIC (as a regulator-only non-public document) by August 1? The response for 1st and 3rd quarters should be N/A. A NO response resulting with a bar code is only appropriate in the 2nd quarter. ....	YES
--	-----

Explanation:

- 1.
- 2.
- 3.
- 4.
- 5.
- 6.
- 8.

Bar Code:

1. Trusteed Surplus Statement [Document Identifier 490]
2. Medicare Part D Coverage Supplement [Document Identifier 365]
3. Reasonableness of Assumptions Certification required by Actuarial Guideline XXXV [Document Identifier 445]
4. Reasonableness and Consistency of Assumptions Certification required by Actuarial Guideline XXXV [Document Identifier 446]
5. Reasonableness of Assumptions Certification for Implied Guaranteed Rate Method required by Actuarial Guideline XXXVI [Document Identifier 447]
6. Reasonableness and Consistency of Assumptions Certification required by Actuarial Guideline XXXVI [Document Identifier 448]
8. Life PBR Statement of Exemption (2nd Quarter Only) [Document Identifier 700]



**OVERFLOW PAGE FOR WRITE-INS**

Additional Write-ins for Summary of Operations Line 8.3

	1 Current Year To Date	2 Prior Year To Date	3 Prior Year Ended December 31
08.304. Funds withheld assumed net investment income .....	5,263,878	2,338,984	8,400,806
08.305. FWH assumed realized loss .....	(7,119,221)	.....	.....
08.306. Net assumed adjustment to IMR .....	.....	(112,614)	.....
08.397. Summary of remaining write-ins for Line 8.3 from overflow page	(1,855,343)	2,226,370	8,400,806

**SCHEDULE A - VERIFICATION**

Real Estate

	1 Year to Date	2 Prior Year Ended December 31
1. Book/adjusted carrying value, December 31 of prior year .....		
2. Cost of acquired:		
2.1 Actual cost at time of acquisition .....		
2.2 Additional investment made after acquisition .....		
3. Current year change in encumbrances .....		
4. Total gain (loss) on disposals .....		
5. Deduct amounts received on disposals .....		
6. Total foreign exchange change in book/adjusted carrying value .....		
7. Deduct current year's other than temporary impairment recognized .....		
8. Deduct current year's depreciation .....		
9. Book/adjusted carrying value at the end of current period (Lines 1+2+3+4-5+6-7-8) .....		
10. Deduct total nonadmitted amounts .....		
11. Statement value at end of current period (Line 9 minus Line 10)		

**NONE****SCHEDULE B - VERIFICATION**

Mortgage Loans

	1 Year to Date	2 Prior Year Ended December 31
1. Book value/recorded investment excluding accrued interest, December 31 of prior year .....	157,043,889	5,581,714
2. Cost of acquired:		
2.1 Actual cost at time of acquisition .....	289,954,735	161,968,205
2.2 Additional investment made after acquisition .....	4,558	308
3. Capitalized deferred interest and other .....		
4. Accrual of discount .....	8,701	638,347
5. Unrealized valuation increase (decrease) .....		
6. Total gain (loss) on disposals .....	(35,888)	19,012
7. Deduct amounts received on disposals .....	1,474,335	11,111,433
8. Deduct amortization of premium and mortgage interest points and commitment fees .....	321,492	52,264
9. Total foreign exchange change in book value/recorded investment excluding accrued interest .....		
10. Deduct current year's other than temporary impairment recognized .....		
11. Book value/recorded investment excluding accrued interest at end of current period (Lines 1+2+3+4+5+6-7-8+9-10) .....	445,180,168	157,043,889
12. Total valuation allowance .....		
13. Subtotal (Line 11 plus Line 12) .....	445,180,168	157,043,889
14. Deduct total nonadmitted amounts .....		
15. Statement value at end of current period (Line 13 minus Line 14)	445,180,168	157,043,889

**SCHEDULE BA - VERIFICATION**

Other Long-Term Invested Assets

	1 Year to Date	2 Prior Year Ended December 31
1. Book/adjusted carrying value, December 31 of prior year .....	2,760,595	5,430,554
2. Cost of acquired:		
2.1 Actual cost at time of acquisition .....	15,483,014	2,432,053
2.2 Additional investment made after acquisition .....		
3. Capitalized deferred interest and other .....		
4. Accrual of discount .....	1,949,406	37,713
5. Unrealized valuation increase (decrease) .....	(3,072,654)	(2,341,847)
6. Total gain (loss) on disposals .....		
7. Deduct amounts received on disposals .....	983,020	2,797,878
8. Deduct amortization of premium and depreciation .....		
9. Total foreign exchange change in book/adjusted carrying value .....		
10. Deduct current year's other than temporary impairment recognized .....		
11. Book/adjusted carrying value at end of current period (Lines 1+2+3+4+5+6-7-8+9-10) .....	16,137,341	2,760,595
12. Deduct total nonadmitted amounts .....		
13. Statement value at end of current period (Line 11 minus Line 12)	16,137,341	2,760,595

**SCHEDULE D - VERIFICATION**

Bonds and Stocks

	1 Year to Date	2 Prior Year Ended December 31
1. Book/adjusted carrying value of bonds and stocks, December 31 of prior year .....	4,752,082,493	2,258,857,468
2. Cost of bonds and stocks acquired .....	1,638,919,495	5,294,931,325
3. Accrual of discount .....	10,661,048	16,261,030
4. Unrealized valuation increase (decrease) .....		
5. Total gain (loss) on disposals .....	(8,557,239)	(12,741,336)
6. Deduct consideration for bonds and stocks disposed of .....	1,060,092,147	2,797,091,429
7. Deduct amortization of premium .....	4,011,752	9,477,354
8. Total foreign exchange change in book/adjusted carrying value .....		
9. Deduct current year's other than temporary impairment recognized .....	1,285,593	1,034,435
10. Total investment income recognized as a result of prepayment penalties and/or acceleration fees .....	525,344	2,377,224
11. Book/adjusted carrying value at end of current period (Lines 1+2+3+4+5-6-7+8-9+10) .....	5,328,241,650	4,752,082,493
12. Deduct total nonadmitted amounts .....		
13. Statement value at end of current period (Line 11 minus Line 12)	5,328,241,650	4,752,082,493



STATEMENT AS OF JUNE 30, 2023 OF THE First Allmerica Financial Life Insurance Company

**SCHEDULE D - PART 1B**

Showing the Acquisitions, Dispositions and Non-Trading Activity  
During the Current Quarter for all Bonds and Preferred Stock by NAIC Designation

NAIC Designation	1 Book/Adjusted Carrying Value Beginning of Current Quarter	2 Acquisitions During Current Quarter	3 Dispositions During Current Quarter	4 Non-Trading Activity During Current Quarter	5 Book/Adjusted Carrying Value End of First Quarter	6 Book/Adjusted Carrying Value End of Second Quarter	7 Book/Adjusted Carrying Value End of Third Quarter	8 Book/Adjusted Carrying Value December 31 Prior Year
<b>BONDS</b>								
1. NAIC 1 (a) .....	2,619,500,293	495,112,468	534,822,280	80,346,779	2,619,500,293	2,660,137,260		2,379,453,599
2. NAIC 2 (a) .....	2,391,282,945	1,159,099,625	833,722,729	(76,404,773)	2,391,282,945	2,640,255,068		2,352,146,151
3. NAIC 3 (a) .....	25,044,538	9,404,730	9,129,677	124,156	25,044,538	25,443,747		20,485,698
4. NAIC 4 (a) .....	5,598,086	213,679	38,229	(1,863,914)	5,598,086	3,909,622		2,903,795
5. NAIC 5 (a) .....	40,824	33,228		348	40,824	74,400		
6. NAIC 6 (a) .....			1,857,738	1,857,738				
7. Total Bonds	5,041,466,686	1,663,863,730	1,379,570,653	4,060,334	5,041,466,686	5,329,820,097		4,754,989,243
<b>PREFERRED STOCK</b>								
8. NAIC 1 .....								
9. NAIC 2 .....								
10. NAIC 3 .....								
11. NAIC 4 .....								
12. NAIC 5 .....								
13. NAIC 6 .....								
14. Total Preferred Stock .....								
15. Total Bonds and Preferred Stock	5,041,466,686	1,663,863,730	1,379,570,653	4,060,334	5,041,466,686	5,329,820,097		4,754,989,243

(a) Book/Adjusted Carrying Value column for the end of the current reporting period includes the following amount of short-term and cash equivalent bonds by NAIC designation:

NAIC 1 \$ 190,315 ; NAIC 2 \$ 4,479,233 ; NAIC 3 \$ ; NAIC 4 \$ ; NAIC 5 \$ ; NAIC 6 \$

S102

## SCHEDULE DA - PART 1

Short-Term Investments

	1	2	3	4	5
	Book/Adjusted Carrying Value	Par Value	Actual Cost	Interest Collected Year-to-Date	Paid for Accrued Interest Year-to-Date
7709999999 Totals	6,241,195	XXX	6,202,322	94,302	709

## SCHEDULE DA - VERIFICATION

Short-Term Investments

	1	2
	Year To Date	Prior Year Ended December 31
1. Book/adjusted carrying value, December 31 of prior year .....	4,451,652	153,950
2. Cost of short-term investments acquired .....	7,273,171	13,806,193
3. Accrual of discount .....	35,208	3,806
4. Unrealized valuation increase (decrease) .....		
5. Total gain (loss) on disposals .....	(41,025)	(462)
6. Deduct consideration received on disposals .....	5,477,812	9,511,470
7. Deduct amortization of premium .....	(1)	364
8. Total foreign exchange change in book/adjusted carrying value .....		
9. Deduct current year's other than temporary impairment recognized .....		
10. Book/adjusted carrying value at end of current period (Lines 1+2+3+4+5-6-7+8-9) .....	6,241,195	4,451,652
11. Deduct total nonadmitted amounts .....		
12. Statement value at end of current period (Line 10 minus Line 11)	6,241,195	4,451,652

**SCHEDULE DB - PART A - VERIFICATION**

Options, Caps, Floors, Collars, Swaps and Forwards

1. Book/Adjusted Carrying Value, December 31, prior year (Line 10, prior year)	.....	
2. Cost Paid/(Consideration Received) on additions	.....	119,148
3. Unrealized Valuation increase/(decrease)	.....	(39,769)
4. SSAP No. 108 adjustments	.....	
5. Total gain (loss) on termination recognized	.....	(28,500)
6. Considerations received/(paid) on terminations	.....	
7. Amortization	.....	
8. Adjustment to the Book/Adjusted Carrying Value of hedged item	.....	
9. Total foreign exchange change in Book/Adjusted Carrying Value	.....	
10. Book/Adjusted Carrying Value at End of Current Period (Lines 1+2+3+4+5-6+7+8+9)	.....	50,878
11. Deduct nonadmitted assets	.....	
12. Statement value at end of current period (Line 10 minus Line 11)	.....	50,878

**SCHEDULE DB - PART B - VERIFICATION**

Futures Contracts

1. Book/Adjusted carrying value, December 31 of prior year (Line 6, prior year)	.....	(16,450)
2. Cumulative cash change (Section 1, Broker Name/Net Cash Deposits Footnote - Cumulative Cash Change column)	.....	
3.1 Add:		
Change in variation margin on open contracts - Highly Effective Hedges		
3.11 Section 1, Column 15, current year to date minus	.....	13,918
3.12 Section 1, Column 15, prior year	.....	(16,450)
Change in variation margin on open contracts - All Other		
3.13 Section 1, Column 18, current year to date minus	.....	
3.14 Section 1, Column 18, prior year	.....	30,368
3.2 Add:		
Change in adjustment to basis of hedged item		
3.21 Section 1, Column 17, current year to date minus	.....	
3.22 Section 1, Column 17, prior year	.....	
Change in amount recognized		
3.23 Section 1, Column 19, current year to date minus	.....	
3.24 Section 1, Column 19, prior year plus	.....	
3.25 SSAP No. 108 adjustments	.....	
3.3 Subtotal (Line 3.1 minus Line 3.2)	.....	30,368
4.1 Cumulative variation margin on terminated contracts during the year	.....	24,650
4.2 Less:		
4.21 Amount used to adjust basis of hedged item	.....	
4.22 Amount recognized	.....	24,650
4.23 SSAP No. 108 adjustments	.....	24,650
4.3 Subtotal (Line 4.1 minus Line 4.2)	.....	
5. Dispositions gains (losses) on contracts terminated in prior year:		
5.1 Total gain (loss) recognized for terminations in prior year	.....	
5.2 Total gain (loss) adjusted into the hedged item(s) for terminations in prior year	.....	
6. Book/Adjusted carrying value at end of current period (Lines 1+2+3.3-4.3-5.1-5.2)	.....	13,918
7. Deduct total nonadmitted amounts	.....	
8. Statement value at end of current period (Line 6 minus Line 7)	.....	13,918

Schedule DB - Part C - Section 1 - Replication (Synthetic Asset) Transactions (RSATs) Open

**N O N E**

Schedule DB-Part C-Section 2-Reconciliation of Replication (Synthetic Asset) Transactions Open

**N O N E**

## SCHEDULE DB - VERIFICATION

Verification of Book/Adjusted Carrying Value, Fair Value and Potential Exposure of all Open Derivative Contracts

	Book/Adjusted Carrying Value Check
1. Part A, Section 1, Column 14.....	50,879
2. Part B, Section 1, Column 15 plus Part B, Section 1 Footnote - Total Ending Cash Balance.....	13,918
3. Total (Line 1 plus Line 2) .....	64,796
4. Part D, Section 1, Column 6 .....	64,796
5. Part D, Section 1, Column 7 .....	
6. Total (Line 3 minus Line 4 minus Line 5) .....	
Fair Value Check	
7. Part A, Section 1, Column 16 .....	50,879
8. Part B, Section 1, Column 13 .....	13,918
9. Total (Line 7 plus Line 8) .....	64,796
10. Part D, Section 1, Column 9 .....	64,796
11. Part D, Section 1, Column 10 .....	
12. Total (Line 9 minus Line 10 minus Line 11) .....	
Potential Exposure Check	
13. Part A, Section 1, Column 21 .....	
14. Part B, Section 1, Column 20 .....	8,977
15. Part D, Section 1, Column 12 .....	8,977
16. Total (Line 13 plus Line 14 minus Line 15) .....	

**SCHEDULE E - PART 2 - VERIFICATION**

(Cash Equivalents)

	1	2
	Year To Date	Prior Year Ended December 31
1. Book/adjusted carrying value, December 31 of prior year .....	369,863,674	54,544,379
2. Cost of cash equivalents acquired .....	3,411,373,646	1,541,493,696
3. Accrual of discount .....	1,457,415	
4. Unrealized valuation increase (decrease) .....		
5. Total gain (loss) on disposals .....		
6. Deduct consideration received on disposals .....	3,603,207,060	1,226,174,402
7. Deduct amortization of premium .....		
8. Total foreign exchange change in book/adjusted carrying value .....		
9. Deduct current year's other than temporary impairment recognized .....		
10. Book/adjusted carrying value at end of current period (Lines 1+2+3+4+5-6-7+8-9) .....	179,487,675	369,863,674
11. Deduct total nonadmitted amounts .....		
12. Statement value at end of current period (Line 10 minus Line 11)	179,487,675	369,863,674

Schedule A - Part 2 - Real Estate Acquired and Additions Made

**N O N E**

Schedule A - Part 3 - Real Estate Disposed

**N O N E**

STATEMENT AS OF JUNE 30, 2023 OF THE First Allmerica Financial Life Insurance Company

**SCHEDULE B - PART 2**

Showing All Mortgage Loans ACQUIRED AND ADDITIONS MADE During the Current Quarter

1 Loan Number	2 Location		4 Loan Type	5 Date Acquired	6 Rate of Interest	7 Actual Cost at Time of Acquisition	8 Additional Investment Made After Acquisition	9 Value of Land and Buildings
	City	3 State						
BGA14HQB7	Various	US		06/26/2023	6.038	426,964		964,052
BGA14HQC5	Various	US		06/26/2023	8.697	65,990		147,412
1061533	Scottsdale	AZ		10/26/2022	5.750		1,215	325,000
1067203	Modesto	CA		12/22/2022	9.250		84	166,750
1067205	Panama City Beach	FL		12/22/2022	8.750		127	145,000
1067206	Charleston	SC		12/22/2022	8.000		319	294,000
1067207	Naples	FL		12/22/2022	7.875		44	101,000
1067210	Pensacola	FL		12/22/2022	8.000		79	78,500
1068603	Chicago	IL		01/26/2023	8.750		37	19,350
1068680	Destin	FL		04/18/2023	5.625	51,987		66,300
1068681	Honolulu	HI		04/18/2023	5.625	50,890		78,000
1068682	Austin	TX		04/18/2023	5.500	50,586		73,500
1068683	Pigeon Forge	TN		04/18/2023	5.625	38,801		49,260
1068684	Albuquerque	NM		04/18/2023	5.500	8,826		15,450
1068685	Fernandina Beach	FL		04/18/2023	5.500	56,330		78,000
1068686	Tampa	FL		04/18/2023	5.625	27,913		40,500
1068687	Hatteras	NC		04/18/2023	5.625	47,462		66,000
1068689	San Antonio	TX		04/18/2023	5.500	9,081		14,100
1068690	Evanston	IL		04/18/2023	5.750	48,561		66,000
1068691	Avon	NC		04/18/2023	5.875	47,284		71,400
1068692	Sevierville	TN		04/18/2023	5.750	40,229		51,300
1068693	Newark	CA		04/18/2023	5.625	44,357		84,000
1068694	Oak Island	NC		04/18/2023	5.750	43,538		55,260
1068695	Las Vegas	NV		04/18/2023	6.000	43,744		56,340
1068696	Leander	TX		04/18/2023	5.625	10,264		24,420
1068697	Virginia Beach	VA		04/18/2023	6.000	124,412		180,000
1068698	Clearwater	FL		04/18/2023	5.875	41,418		58,500
1068699	Chicago	IL		04/18/2023	5.875	61,018		82,500
1068700	Orange Park	FL		04/18/2023	5.875	147,922		290,700
1068701	Austin	TX		04/18/2023	6.500	45,904		69,000
1068702	Sevierville	TN		04/18/2023	5.625	65,499		89,400
1068704	Galveston	TX		04/18/2023	6.375	15,397		31,500
1068705	Bountiful	UT		04/18/2023	6.625	25,326		34,200
1068706	Woodstock	GA		04/18/2023	6.125	16,754		22,620
1068707	Salt Lake City	UT		04/18/2023	6.250	44,965		65,100
1068708	Salt Lake City	UT		04/18/2023	6.375	16,794		26,700
1068709	Salt Lake City	UT		04/18/2023	6.375	16,485		26,700
1068710	Madison	WI		04/18/2023	6.250	24,447		35,100
1068711	Chicago	IL		04/18/2023	7.250	15,553		22,500
1068712	San Pedro	CA		04/18/2023	6.375	22,030		78,000
1068713	Los Angeles	CA		04/18/2023	6.500	58,714		89,100
1068715	Afton	MN		04/18/2023	6.500	13,142		30,000
1068716	Oceanside	CA		04/18/2023	6.500	58,157		84,000
1068717	Oceanside	CA		04/18/2023	6.875	148,426		222,000
1068718	Kirkland	WA		04/18/2023	5.625	39,022		50,700
1068719	Pigeon Forge	TN		04/18/2023	6.750	40,069		54,000
1068720	St Charles	IL		04/18/2023	6.625	17,154		23,100
1068721	Big Bear Lake	CA		04/18/2023	7.125	45,130		59,640
1068723	Austin	TX		04/18/2023	5.875	39,939		54,420
1068724	Seattle	WA		04/18/2023	5.750	58,786		81,000
1068725	Hollister	CA		04/18/2023	5.875	49,110		88,500
1068726	Buena Park	CA		04/18/2023	6.250	43,813		59,400
1068727	San Diego	CA		04/18/2023	6.250	64,047		102,900

E02



STATEMENT AS OF JUNE 30, 2023 OF THE First Allmerica Financial Life Insurance Company

**SCHEDULE B - PART 2**

Showing All Mortgage Loans ACQUIRED AND ADDITIONS MADE During the Current Quarter

1 Loan Number	2 Location		4 Loan Type	5 Date Acquired	6 Rate of Interest	7 Actual Cost at Time of Acquisition	8 Additional Investment Made After Acquisition	9 Value of Land and Buildings
	City	3 State						
1068728	Austin	TX		04/18/2023	6.375	58,627		75,420
1068729	Independence	MO		04/18/2023	6.750	12,346		15,900
1068730	Joshua Tree	CA		04/18/2023	6.500	44,745		69,600
1068731	Berwick	ME		04/18/2023	7.625	14,888		20,280
1068732	Destin	FL		04/18/2023	7.500	52,057		75,000
1068733	Quincy	MA		04/18/2023	7.500	33,050		45,000
1068734	Valatie	NY		04/18/2023	7.625	18,594		24,300
1068736	Ocala	FL		04/18/2023	7.625	26,099		37,620
1068737	Granite Bay	CA		04/18/2023	7.500	22,777		31,920
1068742	Pacific Beach	WA		04/18/2023	6.375	59,079		74,400
1068743	Denver	NC		04/18/2023	7.500	59,728		105,000
1068646	Shoreline	WA		02/24/2023	8.875		58	128,400
1074105	Leonia	NJ		03/28/2023	8.375			57,600
1074114	Studio City	CA		03/28/2023	8.990		27	88,800
1074140	Phoenix	AZ		03/28/2023	8.375		11	44,880
1074143	Haines City	FL		03/28/2023	7.750			21,000
1074618	Garden Grove	CA		04/28/2023	10.250	227,635		297,000
1074619	Bala Cynwyd	PA		04/28/2023	8.750	67,866		108,000
1074620	Bakersfield	CA		04/28/2023	7.875	143,440		216,000
1074621	Las Vegas	NV		04/28/2023	7.125	77,780		102,330
1074622	Wyoming	MI		04/28/2023	8.750	40,140		52,380
1074623	Vancouver	WA		04/28/2023	9.999	408,171		499,500
1074624	Seffner	FL		04/28/2023	10.125	62,054		82,350
1074625	Columbia	SC		04/28/2023	8.125	138,018		184,950
1074626	Manor	TX		04/28/2023	7.500	99,373		121,500
1074627	Los Angeles	CA		04/28/2023	7.750	423,992		564,300
1074628	Springfield	VA		04/28/2023	8.750	147,610		192,510
1074629	Malaga	WA		04/28/2023	7.625	145,747		183,600
1074630	Ocoee	FL		04/28/2023	7.375	102,686		132,300
1074631	Cape Coral	FL		04/28/2023	7.500	38,645		64,800
1074632	Fayetteville	GA		04/28/2023	6.999	264,778		339,660
1074633	Kansas City	MO		04/28/2023	8.875	50,693		66,150
1074634	Glendale	CA		04/28/2023	7.500	297,898		364,500
1074635	Arcadia	CA		04/28/2023	7.875	591,415		723,600
1074636	Los Alamitos	CA		04/28/2023	7.375	137,913		359,100
1074637	Marina Del Rey	CA		04/28/2023	7.750	821,208		1,147,500
1074638	Smyrna	GA		04/28/2023	7.750	38,618		56,160
1074639	Ocean City	MD		04/28/2023	9.250	47,592		66,771
1074640	Palm Desert	CA		04/28/2023	7.999	92,170		121,230
1074641	El Cajon	CA		04/28/2023	7.750	251,902		310,500
1074643	Upland	CA		04/28/2023	7.990	142,063		201,150
1074644	Palmdale	CA		04/28/2023	8.375	64,000		78,300
1074645	Estero	FL		04/28/2023	7.875	157,232		216,000
1074646	Boca Raton	FL		04/28/2023	10.999	290,116		648,000
1074647	Telford	PA		04/28/2023	7.625	110,254		170,100
1074648	South Pasadena	FL		04/28/2023	7.500	45,512		98,550
1074649	Burnsville	MN		04/28/2023	7.750	178,607		249,750
1074650	Ocean Twp	NJ		04/28/2023	9.125	114,770		151,200
1074651	Bates City	MO		04/28/2023	9.500	79,666		105,300
1074652	Atlanta	GA		04/28/2023	8.125	606,883		756,000
1074653	Fort Lauderdale	FL		04/28/2023	8.250	48,276		67,770
1074654	Woodbury	NY		04/28/2023	7.875	110,339		216,000
1074655	Lake Kiowa	TX		04/28/2023	7.625	103,514		145,800

STATEMENT AS OF JUNE 30, 2023 OF THE First Allmerica Financial Life Insurance Company

**SCHEDULE B - PART 2**

Showing All Mortgage Loans ACQUIRED AND ADDITIONS MADE During the Current Quarter

1 Loan Number	2 Location		4 Loan Type	5 Date Acquired	6 Rate of Interest	7 Actual Cost at Time of Acquisition	8 Additional Investment Made After Acquisition	9 Value of Land and Buildings
	3 City	3 State						
1074656	Los Angeles	CA		04/28/2023	7.999	828,109		1,174,500
1074657	Commerce	GA		04/28/2023	7.625	44,961		98,685
1074658	Delray Beach	FL		04/28/2023	7.875	110,415		334,800
1074659	Lawrenceville	GA		04/28/2023	8.500	63,340		88,560
1074660	Parkland	FL		04/28/2023	8.875	131,802		198,450
1074661	Weston	FL		04/28/2023	7.999	163,193		206,550
1074662	Elizabeth	NJ		04/28/2023	8.125	60,097		139,860
1074663	Las Vegas	NV		04/28/2023	7.750	120,733		193,050
1074664	Menifee	CA		04/28/2023	9.875	75,013		95,850
1074665	Lake Worth	FL		04/28/2023	7.250	91,776		156,600
1074666	Centennial	CO		04/28/2023	7.750	272,337		405,000
1074667	Escondido	CA		04/28/2023	7.750	171,464		265,950
1074668	Erwin	NC		04/28/2023	10.500	36,393		45,360
1074669	Marana	AZ		04/28/2023	7.750	212,548		306,720
1074670	San Francisco	CA		04/28/2023	7.999	364,368		668,250
1074671	Cypress	TX		04/28/2023	7.750	102,190		145,800
1076069	Anderson	IN		04/27/2023	7.875	9,426		12,240
1076070	Dove Creek	CO		04/27/2023	9.500	13,642		17,160
1076071	New Port Richey	FL		04/27/2023	7.990	16,065		22,440
1076072	Bakersfield	CA		04/27/2023	7.990	25,488		33,000
1076073	Atlanta	GA		04/27/2023	8.125	26,019		33,600
1076074	Payson	AZ		04/27/2023	8.375	27,017		37,200
1076075	Fort Worth	TX		04/27/2023	7.990	27,805		36,000
1076076	Miami Beach	FL		04/27/2023	7.750	30,443		39,600
1076077	Mechanicsville	VA		04/27/2023	8.000	32,012		44,400
1076078	Clovis	CA		04/27/2023	8.500	34,070		46,800
1076079	Fairmount Heights	MD		04/27/2023	8.375	34,736		44,640
1076080	Phoenix	AZ		04/27/2023	8.125	41,352		53,400
1076081	Tempe	AZ		04/27/2023	7.875	44,018		57,120
1076082	Nashville	TN		04/27/2023	8.250	44,712		57,600
1076083	Nashville	TN		04/27/2023	8.250	44,712		57,600
1076084	Doral	FL		04/27/2023	8.250	46,575		60,000
1076085	Navarre	FL		04/27/2023	8.125	56,067		105,480
1076086	Tucson	AZ		04/27/2023	8.125	56,870		73,440
1076087	Glendale	CA		04/27/2023	7.875	61,608		180,000
1076088	Tempe	AZ		04/27/2023	8.500	62,837		81,600
1076089	Long Beach	CA		04/27/2023	8.990	68,027		86,400
1076090	Chatsworth	CA		04/27/2023	7.990	77,235		100,200
1076091	Carbondale	CO		04/27/2023	7.875	86,310		153,720
1076092	Indian Shores	FL		04/27/2023	7.875	89,023		114,240
1076093	San Jose	CA		04/27/2023	7.750	110,700		180,000
1076094	Tempe	AZ		04/27/2023	8.375	42,273		54,360
1076095	Shelby	NC		04/27/2023	7.990	28,870		38,364
1076096	Kissimmee	FL		04/27/2023	8.875	15,829	8	21,000
1076097	Panama City Beach	FL		04/27/2023	8.999	27,327	14	37,200
1076098	Indio	CA		04/27/2023	8.625	39,109		52,800
1076099	Boynton Beach	FL		04/27/2023	8.375	111,980	67	144,000
1076100	Panama City Beach	FL		04/27/2023	8.875	47,111	25	60,000
1076101	Davenport	FL		04/27/2023	8.250	24,204	15	31,200
1076102	Grass Lake	MI		04/27/2023	7.625	12,255		29,760
1076103	Pipersville	PA		04/27/2023	8.500	13,478		16,200
1076104	Tallahassee	FL		04/27/2023	7.750	13,776		16,800
1076105	Philadelphia	PA		04/27/2023	10.125	15,306		20,388

E02.2

STATEMENT AS OF JUNE 30, 2023 OF THE First Allmerica Financial Life Insurance Company

**SCHEDULE B - PART 2**

Showing All Mortgage Loans ACQUIRED AND ADDITIONS MADE During the Current Quarter

1 Loan Number	2 Location		4 Loan Type	5 Date Acquired	6 Rate of Interest	7 Actual Cost at Time of Acquisition	8 Additional Investment Made After Acquisition	9 Value of Land and Buildings
	City	3 State						
1076106	Eules	TX		04/27/2023	9.750	15,336		31,800
1076107	Ocean City	MD		04/27/2023	7.875	14,796		18,000
1076108	Crossville	TN		04/27/2023	8.125	16,727		27,000
1076109	Mesa	AZ		04/27/2023	7.875	17,015		36,600
1076110	Dove Creek	CO		04/27/2023	8.375	18,302		25,200
1076111	Decatur	GA		04/27/2023	7.500	21,504	16	28,200
1076112	North Bay Village	FL		04/27/2023	8.875	22,437		30,600
1076113	Henderson	NV		04/27/2023	8.875	24,134		30,720
1076114	Cape Coral	FL		04/27/2023	7.750	27,060		53,400
1076115	Dover	FL		04/27/2023	8.125	27,878		84,000
1076116	Temple Terrace	FL		04/27/2023	8.875	29,477		38,040
1076117	Huntley	IL		04/27/2023	8.125	29,922		41,400
1076118	Arlington	TX		04/27/2023	8.500	30,826		45,600
1076119	Atlanta	GA		04/27/2023	8.500	31,356		40,200
1076120	Hoover	AL		04/27/2023	9.375	32,360		40,800
1076121	Weatherford	TX		04/27/2023	7.625	33,701		63,000
1076122	San Antonio	TX		04/27/2023	8.250	34,279		41,400
1076123	North Chesterfield	VA		04/27/2023	9.125	35,238		44,640
1076124	Venice	FL		04/27/2023	9.125	36,880		43,800
1076125	Quakertown	PA		04/27/2023	7.990	36,738		50,999
1076126	Kemp	TX		04/27/2023	8.125	37,641		45,600
1076127	Ogden	UT		04/27/2023	7.875	38,075		46,320
1076128	Rogers	TX		04/27/2023	7.875	40,073		162,000
1076129	Lakeville	MN		04/27/2023	7.375	39,722		75,213
1076130	Zebulon	NC		04/27/2023	8.375	41,526		53,400
1076131	Delran	NJ		04/27/2023	9.500	43,335		51,180
1076132	Spokane	WA		04/27/2023	7.990	42,541		55,080
1076133	Middleburg	FL		04/27/2023	9.625	44,471		52,319
1076134	Stamford	CT		04/27/2023	7.875	43,648		65,400
1076135	Boynton Beach	FL		04/27/2023	8.750	46,047		55,080
1076136	Georgetown	TX		04/27/2023	7.250	45,395		56,182
1076137	Sacramento	CA		04/27/2023	8.875	47,515		64,800
1076138	South Plainfield	NJ		04/27/2023	9.500	48,677		61,320
1076139	Naples	FL		04/27/2023	7.990	50,048		64,800
1076140	Severance	CO		04/27/2023	7.875	50,060		70,800
1076141	Pickerington	OH		04/27/2023	8.375	52,208		67,142
1076142	Lake Wylie	SC		04/27/2023	7.500	51,282		72,000
1076143	Plumas Lake	CA		04/27/2023	7.875	54,885		72,016
1076145	Plano	TX		04/27/2023	7.625	61,275		132,480
1076146	Castle Pines	CO		04/27/2023	7.875	61,650		124,800
1076147	Long Beach	CA		04/27/2023	8.500	69,047		83,040
1076148	Springboro	OH		04/27/2023	8.625	71,049		90,870
1076149	Lynden	WA		04/27/2023	7.990	71,798		99,600
1076150	Chino	CA		04/27/2023	8.500	77,376		93,000
1076151	Cedar Park	TX		04/27/2023	7.990	78,594		95,400
1076152	Portsmouth	RI		04/27/2023	7.990	78,780		102,000
1076153	Aiea	HI		04/27/2023	8.125	81,353		112,560
1076154	Gilroy	CA		04/27/2023	8.625	83,517		100,200
1076155	Germantown	TN		04/27/2023	8.250	91,229		117,600
1076156	Lake Forest	CA		04/27/2023	8.750	103,572		141,588
1076157	Miami	FL		04/27/2023	7.750	107,377		131,040
1076158	Nolensville	TN		04/27/2023	7.990	108,747		132,000
1076159	Lake Havasu City	AZ		04/27/2023	8.250	111,780		144,000

STATEMENT AS OF JUNE 30, 2023 OF THE First Allmerica Financial Life Insurance Company

**SCHEDULE B - PART 2**

Showing All Mortgage Loans ACQUIRED AND ADDITIONS MADE During the Current Quarter

1 Loan Number	2 Location		4 Loan Type	5 Date Acquired	6 Rate of Interest	7 Actual Cost at Time of Acquisition	8 Additional Investment Made After Acquisition	9 Value of Land and Buildings
	City	3 State						
1076160	Rockport	TX		04/27/2023	8.375	113,295		192,000
1076161	Hallandale Beach	FL		04/27/2023	7.875	112,820		146,400
1076162	Charlotte	NC		04/27/2023	8.250	116,500		160,800
1076163	Frankston	TX		04/27/2023	8.990	122,827		156,000
1076164	Frisco	TX		04/27/2023	7.875	123,300		276,672
1076165	Norco	CA		04/27/2023	7.625	127,360		156,000
1076166	Mission Viejo	CA		04/27/2023	8.250	154,008		186,000
1076167	Southwest Ranches	FL		04/27/2023	9.125	161,174		191,520
1076168	Santa Cruz	CA		04/27/2023	8.125	170,053		219,600
1076169	Los Angeles	CA		04/27/2023	8.000	170,450	38	213,000
1076170	Corona	CA		04/27/2023	7.875	175,769		239,880
1076171	Lafayette	CA		04/27/2023	7.990	196,486		254,400
1076172	Watsonville	CA		04/27/2023	7.875	222,402		288,600
1076173	Boulder	CO		04/27/2023	7.375	236,761		311,400
1076174	Sanger	CA		04/27/2023	8.125	241,288		384,000
1076175	Afton	OK		04/27/2023	7.250	238,112		314,880
1076176	Charleston	SC		04/27/2023	7.625	245,100		459,000
1076177	Miami	FL		04/27/2023	8.990	332,395		396,000
1076178	Galveston	TX		04/27/2023	8.125	53,618		69,240
1076179	Germantown	TN		04/27/2023	8.500	124,724		180,000
1076180	Snohomish	WA		04/27/2023	7.625	78,069		102,000
1076181	Rosamond	CA		04/27/2023	7.625	28,289		39,600
1076182	Fontana	CA		04/27/2023	7.875	40,045		61,200
1076183	Suwanee	GA		04/27/2023	8.500	45,836		58,800
1076184	Chapel Hill	NC		04/27/2023	7.750	51,691	36	70,680
1076185	Glenpool	OK		04/27/2023	7.875	56,494	38	78,600
1076186	Wilmette	IL		04/27/2023	7.625	21,431	15	210,000
1076187	Saint Petersburg	FL		04/27/2023	7.125	42,968	34	144,000
1076188	Hollywood	FL		04/27/2023	8.500	51,948	30	71,400
1076189	Katy	TX		04/27/2023	8.625	38,956	22	57,523
1076190	Winchester	CA		04/27/2023	7.750	57,638	40	79,200
1076191	Weston	FL		04/27/2023	7.125	118,723	94	196,800
1076192	Marlboro	NJ		04/27/2023	7.500	60,084	44	127,200
1076193	Carlsbad	CA		04/27/2023	7.625	113,819		264,000
1076600	Pittsburgh	PA		04/21/2023	9.875	48,901		59,400
1076601	Elk Rapids	MI		04/21/2023	8.750	67,578		95,850
1076602	Fort Lauderdale	FL		04/21/2023	7.750	291,799		405,000
1076603	Coral Springs	FL		04/21/2023	8.750	113,673		147,150
1076604	Troy	NY		04/21/2023	8.125	32,121		44,550
1076605	Troy	NY		04/21/2023	8.250	36,987		51,300
1076606	Key West	FL		04/21/2023	6.990	105,956		171,450
1076607	Auburndale	FL		04/21/2023	8.125	222,258		270,000
1076608	Fort Lauderdale	FL		04/21/2023	8.000	202,318		263,250
1076609	Houston	TX		04/21/2023	8.750	56,033	31	77,760
1076610	Raleigh	NC		04/21/2023	7.500	62,275		91,800
1076611	Holiday	FL		04/21/2023	7.500	54,551		72,900
1076612	Shreveport	LA		04/21/2023	7.500	68,691		107,730
1076613	McCloud	CA		04/21/2023	7.875	44,988		65,610
1076614	Goldsboro	NC		04/21/2023	7.250	52,144		72,900
1076615	West Milford	NJ		04/21/2023	8.250	46,899	29	70,200
1076616	Phoenix	AZ		04/21/2023	7.500	83,430		108,000
1076617	Las Vegas	NV		04/21/2023	7.250	64,241		89,640
1076618	Racine	WI		04/21/2023	7.875	39,108		50,625

E02.4

STATEMENT AS OF JUNE 30, 2023 OF THE First Allmerica Financial Life Insurance Company

**SCHEDULE B - PART 2**

Showing All Mortgage Loans ACQUIRED AND ADDITIONS MADE During the Current Quarter

1 Loan Number	2 Location		4 Loan Type	5 Date Acquired	6 Rate of Interest	7 Actual Cost at Time of Acquisition	8 Additional Investment Made After Acquisition	9 Value of Land and Buildings
	City	3 State						
1076619	Miami	FL		04/21/2023	7.750	249,623		302,940
1076620	Virginia Beach	VA		04/21/2023	6.990	50,614		85,860
1076621	Troy	NY		04/21/2023	7.750	45,942		63,720
1076622	Troy	NY		04/21/2023	7.500	29,201		40,500
1076623	Troy	NY		04/21/2023	7.750	55,092		76,410
1076624	Troy	NY		04/21/2023	8.000	37,961		52,650
1076625	Troy	NY		04/21/2023	7.375	51,588		71,550
1076626	Troy	NY		04/21/2023	7.500	33,094		45,900
1076627	Winder	GA		04/21/2023	7.500	74,114		110,700
1076628	Miami	FL		04/21/2023	7.750	375,435		486,000
1076629	Troy	NY		04/21/2023	7.500	34,067		47,250
1076630	Troy	NY		04/21/2023	7.375	53,729		74,520
1076631	Troy	NY		04/21/2023	7.375	43,801		60,750
1076632	Albany	NY		04/21/2023	7.500	37,377		51,840
1076633	Albany	NY		04/21/2023	7.500	36,014		49,950
1076634	Troy	NY		04/21/2023	8.000	21,414		29,700
1076635	Troy	NY		04/21/2023	7.500	27,448		38,070
1076636	Troy	NY		04/21/2023	7.625	29,201		40,500
1076637	Troy	NY		04/21/2023	7.500	26,280		36,450
1076638	Port Orange	FL		04/21/2023	7.250	90,285		125,550
1076639	Angleton	TX		04/21/2023	6.875	45,887		59,400
1076640	Jackson	TN		04/21/2023	9.875	45,119		63,450
1076641	Old Tappan	NJ		04/21/2023	9.500	161,251		216,000
1076642	La Puente	CA		04/21/2023	8.250	41,864		172,800
1076643	Riverside	CA		04/21/2023	8.750	67,442		197,910
1076644	Hagerstown	MD		04/21/2023	8.875	30,478		31,050
1076645	Springfield	MO		04/21/2023	10.250	35,312		44,280
1076646	Irene	TX		04/21/2023	9.500	34,769		52,650
1076647	Philadelphia	PA		04/21/2023	9.875	29,176		43,200
1076648	Henderson	NV		04/21/2023	8.375	54,038		70,200
1076649	Plantation	FL		04/21/2023	7.875	142,881		202,500
1076650	Bronx	NY		04/21/2023	7.875	190,461		283,500
1076651	Bronx	NY		04/21/2023	7.875	113,370		168,750
1076652	Lakeland	FL		04/21/2023	7.750	44,680		99,090
1076653	Orlando	FL		04/21/2023	8.375	40,350		56,700
1076654	Jonesboro	AR		04/21/2023	8.500	34,734		45,360
1076655	Hagerstown	MD		04/21/2023	8.000	34,290		37,260
1076656	Carlisle	PA		04/21/2023	8.750	31,858		41,850
1076657	Boynton Beach	FL		04/21/2023	8.500	67,359		87,750
1076658	Harrisburg	PA		04/21/2023	8.750	32,886		43,200
1076659	Fort Lauderdale	FL		04/21/2023	7.500	158,028		243,000
1076660	Hagerstown	MD		04/21/2023	8.000	38,446		45,900
1076661	Palm Bay	FL		04/21/2023	7.500	91,336		113,130
1076662	Los Angeles	CA		04/21/2023	6.999	834,300		1,390,500
1076663	Naples	FL		04/21/2023	9.625	159,138		209,250
1076664	Redford	MI		04/21/2023	8.490	35,141		44,550
1076665	Lake Havasu City	AZ		04/21/2023	7.375	400,789		540,000
1076666	Bronx	NY		04/21/2023	9.500	64,102		82,620
1076667	Redlands	CA		04/21/2023	7.375	120,184		161,730
1077355	Brooklyn	NY		05/03/2023	7.375	750,263		1,083,000
1077356	Encino Area	CA		05/03/2023	7.500	488,281		961,400
1077357	Miami	FL		05/03/2023	7.750	484,210		723,140
1077358	Inglewood	CA		05/03/2023	9.625	401,128		551,000

E02.5

STATEMENT AS OF JUNE 30, 2023 OF THE First Allmerica Financial Life Insurance Company

**SCHEDULE B - PART 2**

Showing All Mortgage Loans ACQUIRED AND ADDITIONS MADE During the Current Quarter

1 Loan Number	2 Location		4 Loan Type	5 Date Acquired	6 Rate of Interest	7 Actual Cost at Time of Acquisition	8 Additional Investment Made After Acquisition	9 Value of Land and Buildings
	City	3 State						
1077359	Mooreville	NC		05/03/2023	8.500	374,333		562,400
1077360	San Diego	CA		05/03/2023	8.125	287,679		399,000
1077361	Jersey City	NJ		05/03/2023	8.250	271,065		361,000
1077362	Wesley Chapel	FL		05/03/2023	7.875	256,417		331,757
1077363	Arverne	NY		05/03/2023	7.625	242,473		313,500
1077364	Panama City Beach	FL		05/03/2023	9.000	234,570		304,760
1077365	Emerald Isle	NC		05/03/2023	9.000	228,280		283,100
1077366	Spring City	TN		05/03/2023	6.625	224,451		323,000
1077367	Sevierville	TN		05/03/2023	7.875	230,914		342,000
1077368	North Hills	CA		05/03/2023	8.750	213,474		261,440
1077369	Fort Pierce	FL		05/03/2023	7.000	208,424		551,000
1077370	Far Rockaway	NY		05/03/2023	7.625	204,488		285,000
1077371	Englewood	NJ		05/03/2023	7.250	196,122		277,400
1077372	Costa Mesa	CA		05/03/2023	7.750	196,175		389,500
1077373	Bronx	NY		05/03/2023	7.375	194,684		323,000
1077374	Los Angeles	CA		05/03/2023	9.125	193,648		404,700
1077375	Brooklyn	NY		05/03/2023	8.375	174,188		241,300
1077376	Stockton	CA		05/03/2023	8.375	171,122		224,200
1077377	Westminster	CA		05/03/2023	7.875	163,377		380,000
1077378	Loxahatchee	FL		05/03/2023	7.875	161,537		209,000
1077379	Daytona Beach	FL		05/03/2023	7.375	156,521		218,500
1077380	Orefield	PA		05/03/2023	8.875	154,524		214,700
1077381	Westminster	CA		05/03/2023	7.875	145,662		355,300
1077382	Ocean City	NJ		05/03/2023	7.999	136,750		184,300
1077383	Portland	OR		05/03/2023	7.625	122,147		205,960
1077384	Las Vegas	NV		05/03/2023	8.375	118,523		166,816
1077385	Compton	CA		05/03/2023	7.750	115,686		222,300
1077386	Salem	OR		05/03/2023	8.125	114,299		161,500
1077387	Davenport	FL		05/03/2023	7.375	110,033		144,400
1077388	Lilburn	GA		05/03/2023	8.250	108,558		150,480
1077389	Spring	TX		05/03/2023	9.250	86,552		112,100
1077390	West Columbia	TX		05/03/2023	6.875	83,760		110,200
1077391	Richmond	CA		05/03/2023	7.999	81,916		108,300
1077392	Peachtree City	GA		05/03/2023	7.250	81,721		122,360
1077393	Lindenwold	NJ		05/03/2023	8.125	72,233		95,000
1077394	Manchester	NH		05/03/2023	8.000	64,369		189,240
1077395	Houston	TX		05/03/2023	7.125	63,768		96,140
1077396	Avon Park	FL		05/03/2023	7.999	60,807		79,800
1077397	Tamasee	SC		05/03/2023	8.375	58,710		76,000
1077398	Bakersfield	CA		05/03/2023	8.000	58,315		114,760
1077399	Savannah	GA		05/03/2023	8.750	46,504		60,800
1077400	Aurora	OH		05/03/2023	8.875	44,447		58,520
1077401	Troy	NY		05/03/2023	7.500	44,933		62,320
1077402	Troy	NY		05/03/2023	7.500	42,467		58,900
1077403	Live Oak	TX		05/03/2023	6.875	35,226		93,860
1077404	San Antonio	TX		05/03/2023	6.875	35,226		72,200
1077405	Troy	NY		05/03/2023	7.500	34,248		47,500
1077406	Converse	TX		05/03/2023	6.875	31,312		77,520
1077407	San Antonio	TX		05/03/2023	6.875	31,312		77,900
1077408	Houston	TX		05/03/2023	6.750	562,052		760,000
1077409	Ladera Ranch	CA		05/03/2023	6.999	540,360		684,000
1077410	Bend	OR		05/03/2023	7.250	529,707		663,100
1077411	Santa Rosa	CA		05/03/2023	6.990	456,041		874,000

STATEMENT AS OF JUNE 30, 2023 OF THE First Allmerica Financial Life Insurance Company

**SCHEDULE B - PART 2**

Showing All Mortgage Loans ACQUIRED AND ADDITIONS MADE During the Current Quarter

1 Loan Number	2 Location		4 Loan Type	5 Date Acquired	6 Rate of Interest	7 Actual Cost at Time of Acquisition	8 Additional Investment Made After Acquisition	9 Value of Land and Buildings
	City	3 State						
1077412	Kapaa	HI		05/03/2023	7.250	431,452		608,000
1077413	Miami	FL		05/03/2023	7.375	389,678		647,900
1077414	Daly City	CA		05/03/2023	7.500	370,999		482,600
1077415	Breckenridge	CO		05/03/2023	8.500	369,424		478,800
1077416	Sewickley	PA		05/03/2023	8.000	350,843		431,300
1077417	Nokesville	VA		05/03/2023	8.250	280,242		340,100
1077418	Honolulu	HI		05/03/2023	7.625	260,150		323,000
1077419	Lake Stevens	WA		05/03/2023	8.750	264,505		368,600
1077420	Arcadia	CA		05/03/2023	8.250	259,104		357,200
1077421	Downey	CA		05/03/2023	7.625	226,758		347,700
1077422	Homestead	FL		05/03/2023	7.375	199,986		252,700
1077423	Paradise Valley	AZ		05/03/2023	7.625	201,522		1,624,120
1077424	Burleson	TX		05/03/2023	6.625	190,025		389,500
1077425	Lauderhill	FL		05/03/2023	9.000	184,488		239,400
1077426	Wylie	TX		05/03/2023	7.500	158,715		196,988
1077427	South Lake Tahoe	CA		05/03/2023	7.375	162,197		494,000
1077428	Odessa	TX		05/03/2023	7.375	145,890		236,573
1077429	Littleton	CO		05/03/2023	7.250	136,717		302,100
1077430	Las Vegas	NV		05/03/2023	7.875	123,947		152,000
1077431	Las Vegas	NV		05/03/2023	7.750	117,459		144,400
1077432	Palm Harbor	FL		05/03/2023	8.250	106,731		137,750
1077433	Nolensville	TN		05/03/2023	6.625	89,005		148,305
1077434	Alpena	MI		05/03/2023	8.000	64,659		101,840
1077435	Delaware	OH		05/03/2023	7.125	59,982		131,100
1078858	Celina	TX		05/09/2023	7.000	242,057		363,000
1078859	San Diego	CA		05/09/2023	5.990	362,013		460,350
1078860	Ridgefield	NJ		05/09/2023	5.750	187,580		273,900
1078861	Eatonton	GA		05/09/2023	5.875	168,699		229,350
1078862	Novato	CA		05/09/2023	6.500	141,465		254,100
1078863	Scituate	MA		05/09/2023	6.500	177,984		468,600
1078864	Lynnwood	WA		05/09/2023	6.990	234,048		297,000
1078865	Paramount	CA		05/09/2023	7.000	156,627		247,500
1078866	Charlotte	NC		05/09/2023	6.990	245,076		310,995
1078867	Chesterfield	MI		05/09/2023	7.000	114,750		150,150
1078868	Quincy	IL		05/09/2023	5.875	188,418		257,400
1078869	Grove City	OH		05/09/2023	6.125	136,798		214,500
1078870	Birmingham	AL		05/09/2023	6.875	201,585		440,220
1078871	South Barrington	IL		05/09/2023	7.375	319,734		445,500
1078872	Huntington Beach	CA		05/09/2023	6.500	412,211		602,250
1078873	Sherwood	OR		05/09/2023	6.750	253,036		321,750
1078874	Marathon	FL		05/09/2023	6.625	195,146		247,500
1078875	Bonita Springs	FL		05/09/2023	5.875	171,349		234,300
1078876	Las Vegas	NV		05/09/2023	5.375	239,998		327,014
1078877	Oxnard	CA		05/09/2023	6.250	124,242		168,300
1078878	Orlando	FL		05/09/2023	5.625	101,451		138,600
1078879	Littleton	CO		05/09/2023	6.875	337,735		429,000
1078880	Largo	FL		05/09/2023	5.875	309,672		395,670
1078881	Montgomery	TX		05/09/2023	6.000	160,224		204,600
1078882	Dorchester	MA		05/09/2023	6.375	127,791		227,700
1078883	Folsom	CA		05/09/2023	6.500	420,776		536,250
1078884	Tucson	AZ		05/09/2023	6.250	267,161		387,750
1078885	Meridian	ID		05/09/2023	5.500	326,764		476,849
1078886	Los Angeles	CA		05/09/2023	6.375	97,270		445,500

STATEMENT AS OF JUNE 30, 2023 OF THE First Allmerica Financial Life Insurance Company

**SCHEDULE B - PART 2**

Showing All Mortgage Loans ACQUIRED AND ADDITIONS MADE During the Current Quarter

1 Loan Number	2 Location		4 Loan Type	5 Date Acquired	6 Rate of Interest	7 Actual Cost at Time of Acquisition	8 Additional Investment Made After Acquisition	9 Value of Land and Buildings
	City	3 State						
1078887	Westminster	CO		05/09/2023	5.625	343,038		437,910
1078888	Tequesta	FL		05/09/2023	5.750	92,091		159,060
1078889	Phoenix	AZ		05/09/2023	7.000	226,115		272,250
1078890	Belville	NC		05/09/2023	5.125	251,464		321,750
1078891	Miami	FL		05/09/2023	4.990	254,762		346,500
1078892	Edgewater	MD		05/09/2023	6.125	102,952		239,250
1078893	Loxahatchee	FL		05/09/2023	6.875	229,400		291,390
1078894	Beverly Hills	CA		05/09/2023	7.750	552,387		746,625
1078895	Conowingo	MD		05/09/2023	6.750	85,317		108,570
1078896	San Francisco	CA		05/09/2023	5.750	503,716		759,000
1078897	Scottsdale	AZ		05/09/2023	6.375	258,014		363,000
1078898	Mesa	AZ		05/09/2023	6.990	162,127		219,450
1078899	Scottsdale	AZ		05/09/2023	5.000	245,655		334,950
1078900	Yakima	WA		05/09/2023	5.875	232,144		319,275
1078901	Scottsdale	AZ		05/09/2023	6.750	211,440		379,170
1078902	Buckeye	AZ		05/09/2023	5.250	188,778		279,268
1078903	Delafield	WI		05/09/2023	5.875	110,124		183,150
1078904	Las Vegas	NV		05/09/2023	6.875	110,316		206,250
1078905	Modesto	CA		05/09/2023	6.875	168,875		379,500
1078906	Weeki Wachee	FL		05/09/2023	6.990	48,286		155,100
1078907	Arvada	CO		05/09/2023	6.875	161,500		297,000
1078908	Scottsdale	AZ		05/09/2023	6.875	107,600		183,812
1078909	Big Bear City	CA		05/09/2023	7.000	103,784		131,670
1078910	Perdido Beach	AL		05/09/2023	6.875	57,286		77,550
1078911	Myrtle Beach	SC		05/09/2023	5.500	119,616		173,737
1078912	Seattle	WA		05/09/2023	6.990	198,184		268,950
1078913	La Fayette	GA		05/09/2023	6.990	56,237		76,230
1078914	Myrtle Beach	SC		05/09/2023	6.375	183,419		249,150
1078915	Medford	OR		05/09/2023	6.875	73,195		100,650
1078916	Miami	FL		05/09/2023	6.990	293,596		399,300
1078917	New River	AZ		05/09/2023	7.000	203,193		275,550
1078918	Maidens	VA		05/09/2023	5.750	366,935		437,908
1078919	Fort Worth	TX		05/09/2023	5.875	113,153		181,500
1078920	McFarland	WI		05/09/2023	7.000	111,900		155,100
1078921	Houston	TX		05/09/2023	6.990	73,264		123,750
1078922	Orange	CA		05/09/2023	5.375	419,356		536,250
1078923	Washoe Valley	NV		05/09/2023	7.000	276,544		379,500
1078924	McQueeney	TX		05/09/2023	7.000	257,522		610,500
1078925	Coral Springs	FL		05/09/2023	6.625	110,508		297,000
1078926	Pass Christian	MS		05/09/2023	7.000	130,138		211,200
1078927	Collierville	TN		05/09/2023	6.250	132,098		270,600
1078928	Idaho Falls	ID		05/09/2023	7.000	96,481		122,430
1078929	Merritt Island	FL		05/09/2023	6.375	81,704		103,950
1078930	Torrance	CA		05/09/2023	5.990	363,403		495,000
1078931	West Chester	PA		05/09/2023	7.000	129,726		176,550
1078932	San Luis Obispo	CA		05/09/2023	6.750	85,716		168,630
1078933	Flower Mound	TX		05/09/2023	7.000	264,932		495,000
1078934	Santa Monica	CA		05/09/2023	5.875	190,134		259,050
1078935	High Point	NC		05/09/2023	6.990	44,692		67,320
1078936	Saginaw	TX		05/09/2023	5.875	94,843		129,360
1078937	Phoenix	AZ		05/09/2023	6.875	173,804		605,550
1078938	Howell	NJ		05/09/2023	7.000	89,293		140,250
1079283	Fairview	NJ		05/12/2023	7.125	61,581		103,500

E02.8



STATEMENT AS OF JUNE 30, 2023 OF THE First Allmerica Financial Life Insurance Company

**SCHEDULE B - PART 2**

Showing All Mortgage Loans ACQUIRED AND ADDITIONS MADE During the Current Quarter

1 Loan Number	2 Location		4 Loan Type	5 Date Acquired	6 Rate of Interest	7 Actual Cost at Time of Acquisition	8 Additional Investment Made After Acquisition	9 Value of Land and Buildings
	City	3 State						
1079284	Linden	NJ		05/12/2023	7.125	45,831		95,220
1079285	Lakewood	NJ		05/12/2023	7.125	23,054		128,700
1079286	Lakewood	NJ		05/12/2023	7.125	99,809		198,000
1079287	Lakewood	NJ		05/12/2023	7.125	99,831		198,000
1079288	Roselle	NJ		05/12/2023	7.250	57,277		99,000
1080143	Los Angeles	CA		05/15/2023	8.250	20,629		61,200
1080144	Paeonian Springs	VA		05/15/2023	8.500	29,385		44,348
1080145	Brookshire	TX		05/15/2023	8.499	11,835		15,480
1080146	Fontana	CA		05/15/2023	8.000	29,153		47,700
1080147	El Paso	TX		05/15/2023	7.875	16,043		22,500
1080148	Riverside	CA		05/15/2023	8.125	41,072		60,300
1080149	Phoenix	AZ		05/15/2023	8.000	18,908		24,750
1080150	Candler	NC		05/15/2023	7.999	39,631		48,600
1080151	Alpine Meadows	CA		05/15/2023	7.750	90,576		121,500
1080152	Salinas	CA		05/15/2023	7.625	52,286		72,450
1080153	Ellijay	GA		05/15/2023	8.625	35,870		44,010
1080154	Front Royal	VA		05/15/2023	8.625	25,169		32,940
1080155	Denver	CO		05/15/2023	8.125	43,898		57,420
1080156	Winchester	VA		05/15/2023	8.375	21,138		25,920
1080157	Miami	FL		05/15/2023	9.625	32,978		49,950
1080158	Old Station	CA		05/15/2023	7.375	14,608		22,050
1080159	Henderson	NV		05/15/2023	7.625	11,000		23,400
1080160	Scottsdale	AZ		05/15/2023	8.999	112,790		138,375
1080161	Olney	MD		05/15/2023	7.999	27,228		38,160
1080162	Sacramento	CA		05/15/2023	8.000	36,122		47,250
1080163	Pueblo	CO		05/15/2023	9.500	9,171		12,240
1080164	Greenbank	WA		05/15/2023	8.625	35,462		53,550
1080166	Kihei	HI		05/15/2023	8.625	56,424		73,800
1080167	Los Angeles	CA		05/15/2023	7.750	44,339		62,100
1080168	Woodbridge	VA		05/15/2023	7.500	36,973		75,600
1080169	San Rafael	CA		05/15/2023	7.750	150,797		211,500
1080170	Tracy	CA		05/15/2023	7.875	66,743		93,600
1080171	Reno	NV		05/15/2023	7.875	18,246		36,540
1080172	Indio	CA		05/15/2023	7.750	32,107		40,500
1080173	Ventnor	NJ		05/15/2023	7.375	96,277		126,000
1080174	Chevy Chase	MD		05/15/2023	7.750	87,222		114,120
1080175	Lake Forest	CA		05/15/2023	8.750	36,604		44,910
1080176	Weston	CT		05/15/2023	7.875	63,332		90,000
1080177	Brentwood	CA		05/15/2023	7.874	43,540		65,246
1080178	Menifee	CA		05/15/2023	8.000	54,272		66,600
1080179	Tierra Verde	FL		05/15/2023	8.625	163,527		252,000
1080180	Plainfield	NJ		05/15/2023	8.625	27,141		33,300
1080181	Chicago	IL		05/15/2023	7.750	22,103		22,950
1080182	Pompano Beach	FL		05/15/2023	8.250	56,729		74,250
1080183	Toms River	NJ		05/15/2023	8.625	54,745		81,000
1080184	Granada Hills	CA		05/15/2023	8.250	49,110		86,400
1080185	San Antonio	TX		05/15/2023	9.000	25,162		30,870
1080186	Fairfield	CA		05/15/2023	7.750	46,452		65,250
1080187	Surprise	AZ		05/15/2023	7.875	31,059		31,050
1080188	Irvine	CA		05/15/2023	7.625	101,806		191,516
1080189	Swedesboro	NJ		05/15/2023	8.500	49,698		63,900
1080190	Oakdale	PA		05/15/2023	8.125	36,752		45,126
1080191	Scottsdale	AZ		05/15/2023	8.250	63,314		112,500

STATEMENT AS OF JUNE 30, 2023 OF THE First Allmerica Financial Life Insurance Company

**SCHEDULE B - PART 2**

Showing All Mortgage Loans ACQUIRED AND ADDITIONS MADE During the Current Quarter

1 Loan Number	2 Location		4 Loan Type	5 Date Acquired	6 Rate of Interest	7 Actual Cost at Time of Acquisition	8 Additional Investment Made After Acquisition	9 Value of Land and Buildings
	City	3 State						
1080192	Midland	TX		05/15/2023	9.250	93,539		114,750
1080193	Santa Rosa	CA		05/15/2023	7.375	26,418		56,700
1080194	Carmichael	CA		05/15/2023	8.500	52,111		63,900
1080195	West Palm Beach	FL		05/15/2023	7.750	21,099		39,600
1080196	Los Angeles (reseda Area)	CA		05/15/2023	8.625	53,619		65,880
1080197	Massillon	OH		05/15/2023	8.125	38,139		57,600
1080198	Dahlonega	GA		05/15/2023	8.375	52,719		88,200
1080199	Lansdale	PA		05/15/2023	7.874	16,895		20,790
1080200	Roseville	CA		05/15/2023	7.625	65,268		85,500
1080201	Granite Bay	CA		05/15/2023	7.874	111,804		146,250
1080202	Phoenix	AZ		05/15/2023	8.250	91,741		171,000
1080203	Clearwater	FL		05/15/2023	7.874	9,351		13,500
1080204	Las Vegas	NV		05/15/2023	7.875	36,629		50,400
1080205	Sparks	NV		05/15/2023	7.999	38,246		54,810
1080206	Las Vegas	NV		05/15/2023	6.875	33,503		49,050
1080207	Falmouth	ME		05/15/2023	8.000	46,603		57,150
1080208	Bluffdale	UT		05/15/2023	7.750	65,315		85,500
1080209	North Haven	CT		05/15/2023	7.625	21,505		40,050
1080210	Villa Park	CA		05/15/2023	7.250	105,946	450	130,500
1080211	Torrance	CA		05/15/2023	9.250	97,665		127,800
1080212	Sandy Springs	GA		05/15/2023	8.500	62,348		76,500
1080213	Miami	FL		05/15/2023	7.625	42,136		77,490
1080214	Tampa	FL		05/15/2023	8.000	18,335		41,400
1080215	Tonopah	AZ		05/15/2023	7.874	30,067		36,900
1080216	San Francisco	CA		05/15/2023	7.625	98,267		120,600
1080217	San Diego	CA		05/15/2023	7.250	37,667		49,320
1080218	Delray Beach	FL		05/15/2023	7.875	143,998		198,000
1080219	Pasadena	MD		05/15/2023	7.625	14,470		42,750
1080220	Windsor	CA		05/15/2023	7.375	32,951		66,146
1080221	Flagstaff	AZ		05/15/2023	8.000	95,343		117,000
1080222	Moreno Valley	CA		05/15/2023	7.875	36,604		45,000
1080223	Venice	FL		05/15/2023	8.875	27,467		37,800
1080224	Reno	NV		05/15/2023	7.500	29,661		87,449
1080225	Vista	CA		05/15/2023	8.375	63,538		89,100
1080226	Clearwater	FL		05/15/2023	7.625	11,917		18,000
1080227	Lakewood	CO		05/15/2023	8.124	55,008		72,000
1080228	South River	NJ		05/15/2023	8.375	40,708		49,950
1080229	Sheffield Village	OH		05/15/2023	8.125	24,662		38,430
1080230	Corona	CA		05/15/2023	8.625	71,152		87,300
1080231	Calimesa	CA		05/15/2023	7.125	42,184		55,344
1080232	Riverside	CA		05/15/2023	7.750	54,009		70,650
1080233	Corvallis	OR		05/15/2023	8.124	33,943		63,000
1080234	Clearwater	FL		05/15/2023	8.250	10,866		16,421
1080235	Elkton	MD		05/15/2023	8.125	30,254		39,600
1080236	Greenfield	WI		05/15/2023	8.500	27,507		33,750
1080237	Galt	CA		05/15/2023	7.375	22,923		49,491
1080322	Chapel Hill	NC		05/15/2023	4.500	71,146		90,000
1080323	Morro Bay	CA		05/15/2023	6.875	76,765		96,000
1080324	Dearborn Heights	MI		05/15/2023	7.875	71,461		102,000
1080325	Rancho Palos Verdes	CA		05/15/2023	7.750	120,097		174,532
1080326	Oak Harbor	WA		05/15/2023	7.875	49,352		101,700
1080327	Paradise Valley	AZ		05/15/2023	7.000	69,014		205,800
1080328	Fresno	CA		05/15/2023	8.000	168,038		210,000

E02.10

STATEMENT AS OF JUNE 30, 2023 OF THE First Allmerica Financial Life Insurance Company

**SCHEDULE B - PART 2**

Showing All Mortgage Loans ACQUIRED AND ADDITIONS MADE During the Current Quarter

1 Loan Number	2 Location		4 Loan Type	5 Date Acquired	6 Rate of Interest	7 Actual Cost at Time of Acquisition	8 Additional Investment Made After Acquisition	9 Value of Land and Buildings
	City	3 State						
1080329	Lone Tree	CO		05/15/2023	6.000	47,445		69,000
1080330	Valley Center	CA		05/15/2023	6.875	72,667		102,000
1080331	Plymouth	MN		05/15/2023	6.500	88,741		111,000
1080332	Fremont	CA		05/15/2023	7.750	69,656		87,000
1080333	Kirkland	WA		05/15/2023	7.875	112,517		150,000
1080334	McKinleyville	CA		05/15/2023	6.875	45,018		56,250
1080335	Arlington	VA		05/15/2023	7.625	88,627		110,700
1080336	Sandy Springs	GA		05/15/2023	5.875	64,491		120,000
1080337	San Diego	CA		05/15/2023	7.375	79,251		99,000
1080338	Park City	UT		05/15/2023	6.500	135,512		169,200
1080339	Austin	TX		05/15/2023	6.500	75,616		132,000
1080340	Bellevue	WA		05/15/2023	6.375	82,889		138,000
1080341	Canton	GA		05/15/2023	6.500	56,448		70,500
1080342	Livermore	CA		05/15/2023	6.750	69,084		97,200
1080343	Brooklyn	NY		05/15/2023	7.250	81,047		165,900
1080344	San Diego	CA		05/15/2023	6.500	84,017		105,000
1080345	Delray Beach	FL		05/15/2023	7.125	75,671		94,500
1080346	Los Alamitos	CA		05/15/2023	7.125	74,559		93,000
1080347	Palmetto Bay	FL		05/15/2023	7.000	82,057		110,400
1080348	Castle Rock	CO		05/15/2023	7.000	56,114		75,422
1080349	Huntington Beach	CA		05/15/2023	7.500	83,515		104,400
1080350	Dania	FL		05/15/2023	7.000	48,828		60,960
1080351	Murrieta	CA		05/15/2023	7.125	47,333		59,040
1080353	Colleyville	TX		05/15/2023	7.125	79,234		134,400
1080354	Henderson	NV		05/15/2023	6.500	77,787		111,000
1080355	Surfside	FL		05/15/2023	7.250	66,016		87,900
1080356	Kaysville	UT		05/15/2023	7.125	56,100		74,700
1080357	Atlanta	GA		05/15/2023	6.250	72,059		90,000
1080358	Miami	FL		05/15/2023	6.875	76,961		96,000
1080359	Scottsdale	AZ		05/15/2023	6.375	96,104		120,000
1080360	Folly Beach	SC		05/15/2023	6.500	74,484		93,000
1080361	Treasure Island	FL		05/15/2023	6.375	71,057		101,400
1080362	Scottsdale	AZ		05/15/2023	6.375	119,829		180,000
1080363	Edmonds	WA		05/15/2023	6.875	94,278		199,560
1080364	Brooklyn	NY		05/15/2023	6.875	109,284		145,530
1080365	Caledonia	MI		05/15/2023	6.875	49,412		70,500
1080366	Northridge	CA		05/15/2023	6.875	108,090		135,000
1080367	Maitland	FL		05/15/2023	6.750	49,512		61,800
1080368	Millcreek	UT		05/15/2023	6.250	52,524		72,000
1080369	Greensboro	NC		05/15/2023	6.750	48,521		106,200
1080370	Newport Coast	CA		05/15/2023	6.875	118,438		157,800
1080371	Sarasota	FL		05/15/2023	6.625	56,316		75,000
1080372	Delray Beach	FL		05/15/2023	6.625	82,147		109,500
1080373	Eagle	ID		05/15/2023	7.000	144,183		179,736
1080374	Tampa	FL		05/15/2023	6.625	101,261		134,400
1080375	Miami	FL		05/15/2023	6.000	81,977		136,500
1080376	Granbury	TX		05/15/2023	6.625	88,303		126,000
1080377	Philadelphia	PA		05/15/2023	6.625	114,335		142,500
1080378	Naples	FL		05/15/2023	6.625	64,693		80,700
1080379	Tempe	AZ		05/15/2023	6.375	52,906		66,000
1080380	Los Gatos	CA		05/15/2023	6.375	89,994		162,000
1080381	Woodland Hills	CA		05/15/2023	6.875	88,986		111,000
1080382	Roseville	CA		05/15/2023	6.625	55,238		73,500

STATEMENT AS OF JUNE 30, 2023 OF THE First Allmerica Financial Life Insurance Company

**SCHEDULE B - PART 2**

Showing All Mortgage Loans ACQUIRED AND ADDITIONS MADE During the Current Quarter

1 Loan Number	2 Location		4 Loan Type	5 Date Acquired	6 Rate of Interest	7 Actual Cost at Time of Acquisition	8 Additional Investment Made After Acquisition	9 Value of Land and Buildings
	City	3 State						
1080383	Cypress	TX		05/15/2023	6.250	64,929		81,000
1080384	Parker	CO		05/15/2023	6.250	74,926		122,916
1080385	Bellevue	WA		05/15/2023	6.500	94,070		117,348
1080386	Phoenix	AZ		05/15/2023	5.875	56,268		70,200
1080387	Palmetto Bay	FL		05/15/2023	6.625	59,973		79,800
1080388	Redmond	WA		05/15/2023	6.500	73,686		91,920
1080389	Saint Petersburg	FL		05/15/2023	6.375	132,388		168,000
1080390	Corona Del Mar	CA		05/15/2023	6.875	165,858		210,090
1080391	West Linn	OR		05/15/2023	6.750	47,578		59,400
1080392	Rolling Hills Estates	CA		05/15/2023	6.375	82,967		103,500
1080393	Los Angeles	CA		05/15/2023	6.375	85,853		107,100
1080394	Rancho Mirage	CA		05/15/2023	6.375	80,559		100,500
1080395	Tampa	FL		05/15/2023	6.500	151,645		189,000
1080396	Beverly Hills	CA		05/15/2023	6.375	96,117		432,000
1080397	Auburn	CA		05/15/2023	6.500	104,292		138,900
1080398	Seattle	WA		05/15/2023	6.375	67,398		84,000
1080399	Atlantic Beach	FL		05/15/2023	6.500	51,030		63,600
1080400	Englewood	CO		05/15/2023	6.625	91,869		114,669
1080401	Layton	UT		05/15/2023	6.375	56,489		70,500
1080402	Saint Johns	FL		05/15/2023	6.375	57,107		112,200
1080403	Coral Gables	FL		05/15/2023	6.250	93,786		117,000
1080404	Miami	FL		05/15/2023	6.375	111,103		138,600
1080405	Henderson	NV		05/15/2023	6.125	58,435		72,900
1080406	Fort Worth	TX		05/15/2023	4.500	128,533		162,600
1080407	Simi Valley	CA		05/15/2023	4.500	52,108		71,879
1080408	Gatlinburg	TN		05/15/2023	5.500	44,628		60,000
1080409	Key Largo	FL		05/15/2023	7.625	59,911		300,000
1080410	Longboat Key	FL		05/15/2023	6.625	53,898		72,000
1080411	Sunnyvale	CA		05/15/2023	6.500	95,270		119,064
1080412	Erie	CO		05/15/2023	7.000	45,659		57,000
1080413	Inlet Beach	FL		05/15/2023	7.875	60,093		531,000
1080414	Panguitch Lake	UT		05/15/2023	7.500	112,578		150,000
1080415	Seattle	WA		05/15/2023	6.500	64,693		81,000
1080416	Scotts Valley	CA		05/15/2023	6.250	86,886		132,619
1080417	Islamorada	FL		05/15/2023	6.990	104,900		132,000
1080418	Washburn	TN		05/15/2023	6.500	43,169		54,000
1080419	Roanoke	TX		05/15/2023	7.500	50,817		64,140
1080421	Minneapolis	MN		05/15/2023	6.250	59,467		74,400
1080422	Rose Valley	PA		05/15/2023	6.250	44,816		66,000
1080423	Reno	NV		05/15/2023	7.375	51,097		63,900
1080424	Sarasota	FL		05/15/2023	7.750	69,797		100,800
1080425	Durham	CA		05/15/2023	6.875	98,135		122,940
1080426	Princeton	NJ		05/15/2023	6.875	62,917		90,000
1080427	Oakland	CA		05/15/2023	7.000	144,186		180,000
1080428	Pleasant Grove	UT		05/15/2023	6.375	59,584		74,400
1080429	Chicago	IL		05/15/2023	7.500	45,366		62,400
1080430	Forest Hills	NY		05/15/2023	7.750	72,116		95,940
1080431	Sorrento	FL		05/15/2023	6.375	86,412		108,000
1080432	Millsboro	DE		05/15/2023	6.500	72,081		98,521
1080433	Pleasant Grove	UT		05/15/2023	7.125	83,173		111,000
1080434	Austin	TX		05/15/2023	7.000	76,963		96,000
1080435	Newburgh	IN		05/15/2023	6.375	45,211		56,400
1080436	San Diego	CA		05/15/2023	6.750	72,087		96,000

STATEMENT AS OF JUNE 30, 2023 OF THE First Allmerica Financial Life Insurance Company

**SCHEDULE B - PART 2**

Showing All Mortgage Loans ACQUIRED AND ADDITIONS MADE During the Current Quarter

1 Loan Number	2 Location		4 Loan Type	5 Date Acquired	6 Rate of Interest	7 Actual Cost at Time of Acquisition	8 Additional Investment Made After Acquisition	9 Value of Land and Buildings
	3 City	3 State						
1080437	Gilbert	AZ		05/15/2023	6.990	75,698		94,500
1080438	Las Vegas	NV		05/15/2023	6.500	46,655		58,200
1080439	Orlando	FL		05/15/2023	5.750	56,748		83,400
1080440	Las Vegas	NV		05/15/2023	7.500	89,530		111,750
1080441	Fairfield	CT		05/15/2023	5.990	58,855		73,500
1080442	Green Bay	WI		05/15/2023	6.375	59,228		74,100
1080443	San Diego	CA		05/15/2023	5.875	106,261		132,708
1080444	Atlanta	GA		05/15/2023	7.000	94,279		117,600
1080445	Temecula	CA		05/15/2023	7.000	110,123		146,400
1080446	Houston	TX		05/15/2023	6.625	68,258		85,158
1082535	Dallas	TX		05/18/2023	7.000	103,020		170,000
1082536	Cookeville	TN		05/18/2023	7.500	253,448		375,000
1082537	Cookeville	TN		05/18/2023	7.500	231,502		330,000
1085868	Houston	TX		05/25/2023	7.990	26,591		32,100
1085869	Salley	SC		05/25/2023	8.375	21,281		25,500
1085870	Rancho Viejo	TX		05/25/2023	7.750	59,366		72,000
1085871	La Puente	CA		05/25/2023	8.625	32,703		39,000
1085872	Glenville	NC		05/25/2023	8.750	18,156		21,600
1085873	Hialeah	FL		05/25/2023	8.875	26,525		31,500
1085874	Portland	OR		05/25/2023	7.990	41,999		50,700
1085875	Bridgeview	IL		05/25/2023	7.875	12,290		14,880
1085876	Gulf Breeze	FL		05/25/2023	7.990	28,827		34,800
1085877	Pittstown	NJ		05/25/2023	8.500	39,652		47,400
1085878	Santa Monica	CA		05/25/2023	7.990	47,118		56,880
1085879	Bartlett	TN		05/25/2023	7.990	26,342		31,800
1085880	Woodland Hills Area, Los Angeles	CA		05/25/2023	7.990	61,134		73,800
1085881	Redlands	CA		05/25/2023	7.990	69,335		83,700
1085882	Port St. Lucie	FL		05/25/2023	8.250	14,236		17,100
1085883	San Diego	CA		05/25/2023	9.500	58,226		68,298
1085884	Whittier	CA		05/25/2023	7.875	43,983		53,250
1085885	Los Angeles	CA		05/25/2023	8.125	82,721		99,600
1085886	San Jose	CA		05/25/2023	7.625	57,002		69,300
1085887	Prosper	TX		05/25/2023	7.990	76,779		92,687
1085888	Oakland	CA		05/25/2023	8.375	23,484		28,140
1085889	Oceanside	CA		05/25/2023	8.375	34,778		41,700
1085890	Palm Desert	CA		05/25/2023	7.999	25,103		31,500
1085891	Milpitas	CA		05/25/2023	7.375	95,032		116,100
1085892	Parkland	FL		05/25/2023	8.250	93,600		114,000
1085893	Cleveland	TN		05/25/2023	9.990	10,615		12,660
1085894	Shadow Hills	CA		05/25/2023	7.875	64,921		78,600
1085895	Huntington Beach	CA		05/25/2023	7.750	92,629		116,940
1085896	Toledo	OH		05/25/2023	8.250	6,244		7,800
1085897	Lake Mary	FL		05/25/2023	7.125	91,449		120,000
1085898	Santa Ana	CA		05/25/2023	7.990	144,448		186,000
1085899	San Antonio	TX		05/25/2023	7.250	20,576		26,879
1085900	Loganville	GA		05/25/2023	8.625	15,085		19,200
1085901	Orinda	CA		05/25/2023	7.750	139,140		180,000
1085902	Dallas	TX		05/25/2023	8.990	39,141		49,446
1085903	Naples	FL		05/25/2023	8.750	87,468		111,000
1085904	Holladay	UT		05/25/2023	7.375	31,769		41,400
1085905	Lodi	CA		05/25/2023	8.990	9,262		11,700
1085906	Fort Myers	FL		05/25/2023	7.875	20,907		27,000
1085907	Hallandale Beach	FL		05/25/2023	7.990	14,202		18,300

STATEMENT AS OF JUNE 30, 2023 OF THE First Allmerica Financial Life Insurance Company

**SCHEDULE B - PART 2**

Showing All Mortgage Loans ACQUIRED AND ADDITIONS MADE During the Current Quarter

1 Loan Number	2 Location		4 Loan Type	5 Date Acquired	6 Rate of Interest	7 Actual Cost at Time of Acquisition	8 Additional Investment Made After Acquisition	9 Value of Land and Buildings
	City	3 State						
1085908	Rio Verde	AZ		05/25/2023	7.875	23,939		30,894
1085909	Cockeysville	MD		05/25/2023	8.125	29,899		38,400
1085910	San Clemente	CA		05/25/2023	7.875	74,337		96,000
1085911	Keauau	HI		05/25/2023	7.625	19,201		24,900
1085912	Orange Beach	AL		05/25/2023	7.625	16,194		21,000
1085913	Italy	TX		05/25/2023	7.500	14,297		18,600
1085914	Midway City	CA		05/25/2023	7.625	85,595		111,000
1085915	Waianae	HI		05/25/2023	7.500	36,671		48,000
1085916	Somerton	AZ		05/25/2023	7.500	14,297		18,600
1085917	Shelby Twp	MI		05/25/2023	7.500	29,908		38,880
1085918	Clarksville	TN		05/25/2023	7.375	19,706		25,740
1085919	Towaco	NJ		05/25/2023	9.000	61,689		78,900
1085920	Roseland	VA		05/25/2023	7.750	11,432		15,000
1085921	San Clemente	CA		05/25/2023	7.250	91,860		123,000
1085922	Ponder	TX		05/25/2023	7.500	29,056		39,000
1085923	Los Angeles	CA		05/25/2023	8.000	156,488		216,000
1085924	Weirsdale	FL		05/25/2023	7.875	86,786		120,000
1085925	Dewey Beach	DE		05/25/2023	7.625	86,150		119,700
1085926	Winder	GA		05/25/2023	9.375	14,639		19,680
1085927	West Haven	CT		05/25/2023	8.500	9,568		13,080
1085928	Roachdale	IN		05/25/2023	7.375	47,270		66,000
1085929	Lauderhill	FL		05/25/2023	8.375	7,444		10,200
1085930	Las Vegas	NV		05/25/2023	7.990	23,919		33,000
1085931	Santa Maria	CA		05/25/2023	7.375	60,162		84,000
1085932	State College	PA		05/25/2023	7.750	46,535		64,500
1085933	Park City	UT		05/25/2023	7.875	163,240		225,713
1085934	Westminster	CA		05/25/2023	7.375	35,238		49,200
1085935	Miami	FL		05/25/2023	8.375	18,840		25,800
1085936	Ormond Beach	FL		05/25/2023	7.500	76,925		109,980
1085937	Jeffersonville	IN		05/25/2023	8.375	9,383		13,200
1085938	Cedar Park	TX		05/25/2023	8.500	31,853		45,000
1085939	Spring Hill	TN		05/25/2023	7.625	100,863		145,500
1085940	Saratoga Springs	UT		05/25/2023	7.250	14,441		21,359
1085941	Burbank	CA		05/25/2023	7.875	120,714		177,000
1085942	Paso Robles	CA		05/25/2023	7.375	33,519		50,400
1085943	Aurora	CO		05/25/2023	7.375	26,534		39,897
1085944	Clearwater	FL		05/25/2023	7.875	8,462		12,600
1085945	Westwood	NJ		05/25/2023	8.500	25,677		37,800
1085946	Torrance	CA		05/25/2023	7.750	67,976		102,000
1085947	Fort Myers	FL		05/25/2023	7.500	19,248		29,100
1085948	Shady Cove	OR		05/25/2023	7.990	26,821		40,500
1085949	Waxahachie	TX		05/25/2023	9.375	13,389		19,800
1085950	Stockbridge	GA		05/25/2023	10.000	23,214		34,500
1085951	Seattle	WA		05/25/2023	9.375	28,647		43,800
1085952	Malibu	CA		05/25/2023	7.750	95,543		154,500
1085953	Buena Park	CA		05/25/2023	7.750	45,761		73,998
1085954	Beverly	NJ		05/25/2023	7.750	14,008		22,800
1085955	Port Saint Lucie	FL		05/25/2023	7.500	12,923		21,000
1085956	Hillsborough	NC		05/25/2023	8.750	18,901		30,180
1085957	St Petersburg	FL		05/25/2023	8.250	14,361		25,800
1085958	Myrtle Beach	SC		05/25/2023	8.625	10,371		18,900
1085959	Chandler	AZ		05/25/2023	7.500	29,232		54,900
1085960	Park City	UT		05/25/2023	7.750	49,472		93,480

E02.14

STATEMENT AS OF JUNE 30, 2023 OF THE First Allmerica Financial Life Insurance Company

**SCHEDULE B - PART 2**

Showing All Mortgage Loans ACQUIRED AND ADDITIONS MADE During the Current Quarter

1 Loan Number	2 Location		4 Loan Type	5 Date Acquired	6 Rate of Interest	7 Actual Cost at Time of Acquisition	8 Additional Investment Made After Acquisition	9 Value of Land and Buildings
	3 City	3 State						
1085961	Palm Desert	CA		05/25/2023	7.500	82,310		160,500
1085962	Boulder	CO		05/25/2023	7.250	68,090		135,000
1085963	Carlsbad	CA		05/25/2023	6.875	65,107		138,000
1085964	Boca Raton	FL		05/25/2023	7.750	7,416		15,480
1085965	Berkeley	CA		05/25/2023	7.500	73,848		156,000
1085966	Pasadena	CA		05/25/2023	8.250	85,543		198,000
1085967	Leesburg	FL		05/25/2023	8.125	7,781		18,180
1085968	Rocklin	CA		05/25/2023	7.625	30,845		81,000
1085969	Lake Havasu City	AZ		05/25/2023	7.750	10,513		48,840
1085970	Topanga	CA		05/25/2023	7.990	15,532		163,500
1085995	Jacksonville	FL		05/25/2023	7.990	12,616		15,240
1085996	Telford	PA		05/25/2023	9.750	15,869		19,800
1085997	Gulf Shores	AL		05/25/2023	7.875	39,286		50,700
1085998	Tucson	AZ		05/25/2023	8.250	9,834		12,600
1085999	Tarzana	CA		05/25/2023	7.250	19,291		25,200
1086000	Ocean City	MD		05/25/2023	8.250	12,410		15,900
1086001	Albuquerque	NM		05/25/2023	7.375	13,352		17,400
1086002	Lawrenceburg	KY		05/25/2023	10.500	12,541		15,420
1086003	Troy	ME		05/25/2023	9.375	11,697		14,700
1086004	Brooklyn	NY		05/25/2023	9.625	60,357		75,600
1086005	Mashpee	MA		05/25/2023	8.875	31,577		40,102
1086006	Monticello	ME		05/25/2023	9.250	7,823		9,900
1086007	McKinney	TX		05/25/2023	8.125	14,815		20,400
1086008	Sarasota	FL		05/25/2023	7.625	38,217		53,100
1086009	Milo	ME		05/25/2023	9.250	9,330		12,600
1086010	Oregon City	OR		05/25/2023	9.250	25,978		35,100
1086011	Manorville	NY		05/25/2023	9.500	15,636		20,999
1086012	Napa	CA		05/25/2023	7.875	83,563		118,500
1086013	Pasadena	CA		05/25/2023	7.500	46,101		69,150
1086014	Fairburn	GA		05/25/2023	8.500	15,033		22,254
1086015	Seattle	WA		05/25/2023	7.625	77,174		133,140
1086016	Miami	FL		05/25/2023	8.875	9,473		16,800
1086017	Phoenix	AZ		05/25/2023	8.125	11,516		24,000
1086018	Ozone Park	NY		05/25/2023	9.375	7,017		70,500
1086248	Beaver Falls	PA		05/31/2023	7.875	194,342		269,545
1086473	Tampa	FL		06/08/2023	7.250	51,008		95,700
1086474	The Woodlands	TX		06/08/2023	7.000	102,783		145,200
1086559	Sarasota	FL		06/08/2023	7.500	299,112		363,000
1086560	Tracy	CA		06/08/2023	6.750	203,940		247,500
1086561	Elk Grove Village	IL		06/08/2023	9.500	68,061		89,397
1086562	Fresno	CA		06/08/2023	8.875	163,955		231,000
1086563	Daytona Beach	FL		06/08/2023	7.625	75,728		120,099
1086564	Copperopolis	CA		06/08/2023	7.500	119,136		247,500
1086565	Rosharon	TX		06/08/2023	6.875	82,439		125,400
1086566	Castle Pines	CO		06/08/2023	7.750	227,969		316,800
1086567	Pinellas Park	FL		06/08/2023	8.375	42,445		54,780
1086568	Deerfield Beach	FL		06/08/2023	7.875	870,562		1,105,500
1086569	Palm Harbor	FL		06/08/2023	6.875	503,130		826,650
1086570	Los Angeles	CA		06/08/2023	7.750	222,333		834,900
1086571	Ponte Vedra Beach	FL		06/08/2023	8.500	411,591		1,386,000
1086572	Long Beach	CA		06/08/2023	7.250	42,145		305,250
1086573	Naples	FL		06/08/2023	8.125	429,013		717,750
1086574	Columbia	SC		06/08/2023	8.125	46,908		57,750

E02.15

STATEMENT AS OF JUNE 30, 2023 OF THE First Allmerica Financial Life Insurance Company

**SCHEDULE B - PART 2**

Showing All Mortgage Loans ACQUIRED AND ADDITIONS MADE During the Current Quarter

1 Loan Number	2 Location		4 Loan Type	5 Date Acquired	6 Rate of Interest	7 Actual Cost at Time of Acquisition	8 Additional Investment Made After Acquisition	9 Value of Land and Buildings
	3 City	3 State						
1086575	Kissimmee	FL		06/08/2023	8.875	107,978		148,500
1086576	Glendale	AZ		06/08/2023	8.125	83,322		123,090
1086577	Woodland Hills	CA		06/08/2023	6.875	276,674		594,000
1086578	Dade City	FL		06/08/2023	8.375	270,717		353,100
1086579	Ocean	NJ		06/08/2023	6.875	127,859		297,000
1086580	El Monte	CA		06/08/2023	7.500	137,026		221,100
1086581	Burns	TN		06/08/2023	9.125	244,963		318,450
1086582	Brandon	MS		06/08/2023	8.750	123,079		151,800
1086583	Thonotosassa	FL		06/08/2023	7.500	720,528		957,000
1086584	Jacksonville	FL		06/08/2023	9.250	415,333		500,336
1086585	Los Angeles	CA		06/08/2023	7.875	180,197		221,100
1086586	Coral Springs	FL		06/08/2023	6.875	135,445		207,570
1086587	Las Vegas	NV		06/08/2023	8.375	1,020,056		1,320,000
1086588	Friendswood	TX		06/08/2023	8.625	1,023,413		1,419,000
1086589	Phoenix	AZ		06/08/2023	7.125	71,275		221,100
1086590	West Palm Beach	FL		06/08/2023	7.125	479,741		627,000
1086591	Chatsworth	CA		06/08/2023	7.250	413,156		511,500
1086592	Davie	FL		06/08/2023	6.750	155,026		216,150
1086593	Norfolk	VA		06/08/2023	7.750	114,891		148,500
1086594	Dillon	CO		06/08/2023	8.625	123,257		250,800
1086595	Saint Cloud	FL		06/08/2023	6.750	124,046		165,000
1086596	Troy	NY		06/08/2023	7.500	35,663		49,500
1086597	Dallas	TX		06/08/2023	7.125	43,847		56,760
1086598	Austin	TX		06/08/2023	6.875	25,471		99,000
1086599	San Antonio	TX		06/08/2023	6.875	28,892		70,950
1086600	Hinesville	GA		06/08/2023	8.999	48,436		62,700
1086601	Port Saint Lucie	FL		06/08/2023	7.500	110,837		153,450
1086602	New Caney	TX		06/08/2023	6.875	56,546		82,500
1086603	Baytown	TX		06/08/2023	6.875	47,122		61,050
1086604	Dallas	TX		06/08/2023	6.875	62,966		94,050
1086605	Eules	TX		06/08/2023	6.875	50,645		96,690
1086606	Miami	FL		06/08/2023	7.250	277,103		358,710
1086607	Huntington Station	NY		06/08/2023	7.250	112,167		156,750
1086608	San Antonio	TX		06/08/2023	6.875	59,143		99,000
1086609	Hagerstown	MD		06/08/2023	8.875	37,208		49,170
1086610	Lubbock	TX		06/08/2023	8.625	49,359		73,920
1086611	Steelton	PA		06/08/2023	8.750	39,301		52,140
1086612	Albany	GA		06/08/2023	10.500	24,975		33,000
1086613	Savannah	GA		06/08/2023	7.125	136,234		193,050
1086614	Island Park	NY		06/08/2023	7.750	211,339		275,550
1086615	East Atlantic Beach	NY		06/08/2023	7.750	279,765		417,450
1086616	Knoxville	TN		06/08/2023	6.999	65,840		140,250
1086617	Hagerstown	MD		06/08/2023	8.000	45,658		59,400
1086618	Pittsburgh	PA		06/08/2023	8.250	28,164		36,960
1086619	Lawndale	CA		06/08/2023	7.875	276,430		387,750
1086620	Lynwood	CA		06/08/2023	7.375	281,703		372,900
1086621	Stockton	CA		06/08/2023	7.500	85,622		120,450
1086622	Montebello	CA		06/08/2023	7.250	84,954		214,500
1086623	Knoxville	TN		06/08/2023	8.125	63,174		81,510
1086624	Los Angeles	CA		06/08/2023	8.125	207,543		310,200
1086625	Sarasota	FL		06/08/2023	7.625	83,965		130,350
1086626	Discovery Bay	CA		06/08/2023	6.875	69,534		251,460
1086627	Fort Worth	TX		06/08/2023	7.125	78,470		103,290

E02.16



STATEMENT AS OF JUNE 30, 2023 OF THE First Allmerica Financial Life Insurance Company

**SCHEDULE B - PART 2**

Showing All Mortgage Loans ACQUIRED AND ADDITIONS MADE During the Current Quarter

1 Loan Number	2 Location		4 Loan Type	5 Date Acquired	6 Rate of Interest	7 Actual Cost at Time of Acquisition	8 Additional Investment Made After Acquisition	9 Value of Land and Buildings
	City	3 State						
1086628	Fort Collins	CO		06/08/2023	7.125	85,800		132,000
1086629	Montebello	CA		06/08/2023	9.000	194,627		252,450
1086630	Yucca Valley	CA		06/08/2023	7.875	306,606		462,000
1086631	Davis	CA		06/08/2023	7.750	188,203		234,300
1086632	Lyndhurst	OH		06/08/2023	8.125	41,520		58,080
1086633	Boynton Beach	FL		06/08/2023	7.250	177,226		231,000
1086634	Bakersfield	CA		06/08/2023	6.875	87,491		123,750
1086635	Cleveland	OH		06/08/2023	8.750	36,148		47,850
1086636	Lithonia	GA		06/08/2023	8.875	31,871		41,250
1086637	Apple Valley	CA		06/08/2023	6.990	140,004		211,860
1086638	Ponte Vedra Beach	FL		06/08/2023	9.125	581,606		759,000
1086639	Coral Gables	FL		06/08/2023	7.125	294,166		396,000
1086640	Oakland	CA		06/08/2023	8.500	44,589		202,950
1086641	Los Angeles	CA		06/08/2023	7.625	151,433		280,500
1086642	Killeen	TX		06/08/2023	6.875	68,175		90,750
1086643	Upland	CA		06/08/2023	6.875	124,469		272,250
1086644	Lake Elsinore	CA		06/08/2023	6.875	96,513		191,400
1086645	Brooklyn	NY		06/08/2023	8.250	309,476		503,250
1086646	Mentone	AL		06/08/2023	8.250	72,426		93,555
1086647	Hobe Sound	FL		06/08/2023	7.375	107,927		141,570
1086648	Davenport	FL		06/08/2023	7.375	222,564		336,600
1086649	Aurora	CO		06/08/2023	7.500	113,490		165,000
1086650	King Of Prussia	PA		06/08/2023	7.875	167,871		232,831
1086651	Gainesville	FL		06/08/2023	7.500	85,833		112,200
1086652	Rockford	IL		06/08/2023	7.490	73,103		95,700
1086653	Huntsville	AL		06/08/2023	7.250	51,633		70,950
1086654	San Antonio	TX		06/08/2023	6.999	63,978		94,710
1086655	Newport Beach	CA		06/08/2023	8.375	339,900		1,183,050
1086656	San Antonio	TX		06/08/2023	6.999	63,978		94,710
1086657	Renton	WA		06/08/2023	7.875	63,323		101,970
1086658	Long Beach	CA		06/08/2023	7.500	397,998		534,600
1086659	Columbus	OH		06/08/2023	7.125	51,077		67,650
1086660	Los Angeles	CA		06/08/2023	7.990	255,482		3,432,000
1086661	Tampa	FL		06/08/2023	7.125	134,797		188,100
1086662	Moreno Valley	CA		06/08/2023	6.999	106,267		174,900
1086663	Bronx	NY		06/08/2023	8.875	253,854		330,000
1086664	Atlanta	GA		06/08/2023	7.875	51,181		67,650
1086665	Big Bear Lake	CA		06/08/2023	7.375	214,025		429,000
1086666	Camden	NJ		06/08/2023	7.750	37,066		52,800
1086667	Brooklyn	NY		06/08/2023	7.000	449,361		841,500
1086668	Milwaukee	WI		06/08/2023	7.750	42,159		66,000
1086669	Los Angeles	CA		06/08/2023	7.490	142,845		435,600
1086670	Panama City Beach	FL		06/08/2023	7.750	111,434		158,400
1086671	Kissimmee	FL		06/08/2023	8.375	203,712		264,898
1086672	Bettendorf	IA		06/08/2023	8.375	35,630		50,160
1086673	Palm Bay	FL		06/08/2023	6.999	67,551		90,090
1086674	Venice	FL		06/08/2023	6.875	215,841		346,500
1086675	Azusa	CA		06/08/2023	7.500	224,818		292,875
1086676	Doral	FL		06/08/2023	7.375	154,046		291,720
1086677	Roanoke	VA		06/08/2023	8.500	51,930		67,650
1086678	Gulfport	FL		06/08/2023	8.125	81,667		113,850
1086679	Harvey	IL		06/08/2023	9.250	39,938		52,800
1086754	Hialeah	FL		06/08/2023	9.000	40,135		49,500

E02.17

STATEMENT AS OF JUNE 30, 2023 OF THE First Allmerica Financial Life Insurance Company

**SCHEDULE B - PART 2**

Showing All Mortgage Loans ACQUIRED AND ADDITIONS MADE During the Current Quarter

1 Loan Number	2 Location		4 Loan Type	5 Date Acquired	6 Rate of Interest	7 Actual Cost at Time of Acquisition	8 Additional Investment Made After Acquisition	9 Value of Land and Buildings
	City	3 State						
1086755	Bayfield	WI		06/08/2023	7.875	31,142		77,040
1086756	Texas City	TX		06/08/2023	6.125	33,941		48,600
1086757	Spring	TX		06/08/2023	8.875	75,794		93,600
1086758	Renton	WA		06/08/2023	7.000	441,636		598,500
1086759	Bradenton	FL		06/08/2023	8.500	32,781		61,560
1086760	Barrington	RI		06/08/2023	8.375	58,120		76,500
1086761	Gretna	LA		06/08/2023	9.250	75,608		93,240
1086762	Irvine	CA		06/08/2023	8.875	253,692		360,000
1086763	McAllen	TX		06/08/2023	7.000	46,095		71,100
1086764	Gretna	LA		06/08/2023	8.875	68,821		90,000
1086765	Miami	FL		06/08/2023	6.625	90,020		111,600
1086766	Sparta	GA		06/08/2023	5.250	85,412		106,560
1086767	Mesa	AZ		06/08/2023	7.500	117,630		159,660
1086768	Hialeah	FL		06/08/2023	7.125	37,568		71,100
1086769	Irvine	CA		06/08/2023	6.625	176,307		270,000
1086770	Foley	AL		06/08/2023	9.500	29,870		39,240
1086771	Boynton Beach	FL		06/08/2023	6.875	41,323		51,300
1086772	Huntington Beach	CA		06/08/2023	7.500	113,503		140,400
1086773	Cumming	GA		06/08/2023	4.875	103,133		147,600
1086774	Newark	DE		06/08/2023	6.500	23,783		34,200
1086775	Brush Prairie	WA		06/08/2023	7.250	363,351		450,000
1086776	Harvey	LA		06/08/2023	7.875	32,709		47,700
1086777	Fox Point	WI		06/08/2023	4.375	26,232		65,700
1086778	Van Nuys	CA		06/08/2023	7.500	205,128		252,000
1086779	North Hollywood	CA		06/08/2023	6.500	94,174		117,000
1086780	Laguna Beach	CA		06/08/2023	6.250	113,127		205,200
1086781	Havertown	PA		06/08/2023	7.750	37,875		46,800
1086782	Willowick	OH		06/08/2023	6.500	72,893		103,500
1086783	Homestead	FL		06/08/2023	7.500	106,785		132,300
1086784	Humble	TX		06/08/2023	6.250	44,698		55,620
1086785	Corona	CA		06/08/2023	7.250	64,623		138,060
1086786	Wycombe	PA		06/08/2023	9.000	74,766		139,320
1086787	Georgetown	TX		06/08/2023	6.125	65,143		81,000
1086788	Glendale	AZ		06/08/2023	10.250	153,585		189,000
1086789	Huntington Park	CA		06/08/2023	6.000	86,740		133,200
1086790	Laredo	TX		06/08/2023	9.375	59,927		83,700
1087006	Miami	FL		06/15/2023	7.250	650,824		850,750
1087007	East Elmhurst	NY		06/16/2023	7.250	435,634		610,880
1087008	Kansas City	MO		06/16/2023	7.500	153,495		203,350
1087009	Atlanta	GA		06/16/2023	8.000	97,245		145,250
1087333	Chicago	IL		06/21/2023	6.875	146,158		207,500
1087334	Fort Washington	MD		06/21/2023	6.875	271,139		361,880
1087335	North Prince George	VA		06/21/2023	7.250	150,141		199,200
1087336	Hagerstown	MD		06/21/2023	7.875	107,942		141,100
1087337	Baytown	TX		06/21/2023	7.499	130,369		170,000
1087338	Houston	TX		06/21/2023	7.499	90,041		117,500
1087339	San Antonio	TX		06/21/2023	8.625	86,350		130,000
1087340	Philadelphia	PA		06/21/2023	7.875	113,036		147,500
1087341	Miami	FL		06/21/2023	7.375	277,781		362,500
1087342	Huntington Beach	CA		06/21/2023	7.125	436,769		570,000
1087343	Keauau	HI		06/21/2023	7.875	130,279		187,500
1087344	Sacramento	CA		06/21/2023	7.375	151,879		290,000
1087345	Murray	UT		06/21/2023	7.750	106,902		142,500

E02.18

STATEMENT AS OF JUNE 30, 2023 OF THE First Allmerica Financial Life Insurance Company

**SCHEDULE B - PART 2**

Showing All Mortgage Loans ACQUIRED AND ADDITIONS MADE During the Current Quarter

1 Loan Number	2 Location		4 Loan Type	5 Date Acquired	6 Rate of Interest	7 Actual Cost at Time of Acquisition	8 Additional Investment Made After Acquisition	9 Value of Land and Buildings
	City	3 State						
1087346	Marietta	GA		06/21/2023	7.874	220,474		287,500
1087347	San Diego	CA		06/21/2023	7.750	331,034		462,500
1087348	Mesa	AZ		06/21/2023	7.750	208,443		390,500
1087349	Aurora	CO		06/21/2023	7.874	252,895		367,500
1087350	Seaside	CA		06/21/2023	7.375	305,495		427,500
1087351	Port Richey	FL		06/21/2023	7.749	89,252		112,500
1087352	Wilton Manors	FL		06/21/2023	6.875	291,168		475,000
1087353	Miami	FL		06/21/2023	8.750	307,595		430,000
1087354	Carson	CA		06/21/2023	7.250	347,379		425,000
1087355	Corpus Christi	TX		06/21/2023	7.375	110,346		135,000
1087356	Sherman Oaks	CA		06/21/2023	7.375	1,200,455		1,247,500
1087357	Los Angeles (harbor City)	CA		06/21/2023	7.125	216,086		382,500
1087358	Oswego	IL		06/21/2023	7.500	89,377		154,950
1087359	Las Vegas	NV		06/21/2023	7.375	1,015,336		1,325,000
1087360	Boca Raton	FL		06/21/2023	7.125	797,318		1,037,233
1087361	Millsboro	DE		06/21/2023	8.500	153,374		200,000
1087362	Labelle	FL		06/21/2023	7.375	111,214		138,000
1087363	Savannah	GA		06/21/2023	7.625	107,363		360,000
1087364	Ocoee	FL		06/21/2023	7.625	179,319		445,000
1087365	Westlake	FL		06/21/2023	7.250	277,867		362,620
1087366	Los Angeles	CA		06/21/2023	7.125	132,818		260,500
1087367	Oakland	CA		06/21/2023	7.125	625,780		828,000
1087368	North Miami Beach	FL		06/22/2023	7.625	270,846		361,050
1087369	Detroit	MI		06/22/2023	7.400	118,747		178,450
1087370	Parkville	MO		06/22/2023	6.875	86,120		114,540
1087371	Miami	FL		06/22/2023	7.375	919,549		1,203,500
1087372	Trenton	NJ		06/22/2023	7.500	109,210		145,250
1088605	Denver	CO		06/28/2023	8.250	176,479		243,000
1088606	Barrington	IL		06/28/2023	8.125	465,750		900,000
1088607	San Francisco	CA		06/28/2023	7.875	824,000		1,357,500
1088608	Thermopolis	WY		06/28/2023	8.875	78,750		100,000
1088609	Toluca Lake	CA		06/28/2023	7.625	224,629		312,500
1088610	Tempe	GA		06/28/2023	7.750	105,961		137,500
1088611	Kissimmee	FL		06/28/2023	7.625	512,500		865,000
1088612	Redlands	CA		06/28/2023	7.625	236,391		307,500
1088613	Reston	VA		06/28/2023	7.250	92,066		145,000
1088614	Wintergreen Resort	VA		06/28/2023	7.375	88,740		124,500
1088615	Phoenix	AZ		06/28/2023	7.625	68,803		89,500
1088616	Rowlett	TX		06/28/2023	7.500	96,880		280,000
1088617	The Dalles	OR		06/28/2023	7.990	257,972		357,000
1088618	Orange Beach	AL		06/28/2023	7.500	54,677		123,500
1088619	Metairie	LA		06/28/2023	8.125	354,256		480,000
1088620	Chicago	IL		06/28/2023	8.625	114,047		156,000
1088621	Seguin	TX		06/28/2023	9.750	102,267		127,750
1088622	Bremerton	WA		06/28/2023	7.625	130,593		212,500
1088623	Ocoee	FL		06/28/2023	9.250	271,936		375,000
1088624	Hawthorne	CA		06/28/2023	8.875	299,250		380,000
1088625	Bradenton	FL		06/28/2023	6.875	50,120		102,500
1088626	Berkeley	CA		06/28/2023	6.990	612,778		842,500
1088627	Santa Clara	CA		06/28/2023	8.250	571,144		917,500
1088628	Barnesville	GA		06/28/2023	7.990	133,283		161,500
1088629	Glendale	CA		06/28/2023	7.990	701,492		1,050,000
1088630	Edmond	OK		06/28/2023	6.990	121,007		150,500

STATEMENT AS OF JUNE 30, 2023 OF THE First Allmerica Financial Life Insurance Company

**SCHEDULE B - PART 2**

Showing All Mortgage Loans ACQUIRED AND ADDITIONS MADE During the Current Quarter

1 Loan Number	2 Location		4 Loan Type	5 Date Acquired	6 Rate of Interest	7 Actual Cost at Time of Acquisition	8 Additional Investment Made After Acquisition	9 Value of Land and Buildings
	City	3 State						
1088631	Los Angeles	CA		06/28/2023	7.990	257,901		312,500
1088632	Saint Petersburg	FL		06/28/2023	7.750	89,137		115,750
1088633	Hayward	CA		06/28/2023	7.250	648,774		800,000
1088634	Cameron Park	CA		06/28/2023	7.500	291,781		437,500
1088635	Weston	FL		06/28/2023	7.625	1,354,922		1,762,500
1088636	Alamo	CA		06/28/2023	8.125	1,034,999		1,812,500
1088637	Spring	TX		06/28/2023	8.750	581,504		694,317
1088638	Roswell	GA		06/28/2023	8.500	255,204		306,000
1088639	Fort Lauderdale	FL		06/28/2023	7.990	73,811		89,500
1088640	Miami	FL		06/28/2023	7.990	247,752		300,000
1088641	Weston	FL		06/28/2023	7.125	138,291		500,000
1088642	Costa Mesa	CA		06/28/2023	7.750	529,163		650,000
1088643	Davie	FL		06/28/2023	8.990	130,485		155,000
1088644	San Pedro	CA		06/28/2023	7.750	561,015		682,500
1088645	Spokane Valley	WA		06/28/2023	7.375	79,933		219,000
1088646	Simi Valley	CA		06/28/2023	7.625	461,250		675,000
1088647	Breckenridge	CO		06/28/2023	7.750	317,883		412,500
1088648	San Francisco	CA		06/28/2023	7.625	235,750		294,500
1088649	Garden Grove	CA		06/28/2023	7.375	232,161		285,000
1088650	Lakeland	FL		06/28/2023	7.375	78,533		214,000
1088651	Windsor	CO		06/28/2023	7.625	221,016		287,500
1088652	McDonough	GA		06/28/2023	6.990	160,443		212,500
1088653	Northridge	CA		06/28/2023	7.625	1,005,525		1,525,000
1088654	Joshua Tree	CA		06/28/2023	8.375	149,760		190,000
1088655	Sandpoint	ID		06/28/2023	7.875	452,888		550,000
1088656	Saint Cloud	FL		06/28/2023	7.750	132,143		214,495
1088657	Lehigh Acres	FL		06/28/2023	8.500	121,842		212,500
1088658	Powell	OH		06/28/2023	8.625	111,554		152,500
1088659	Frisco	TX		06/28/2023	8.750	251,255		300,000
1088660	Loomis	CA		06/28/2023	7.990	77,370		267,500
1088661	Miami	FL		06/28/2023	8.125	170,775		277,500
1088662	Roscoe	IL		06/28/2023	8.750	138,190		165,000
1088663	Paradise Valley	AZ		06/28/2023	7.750	726,443		1,657,500
1088664	Laguna Hills	CA		06/28/2023	7.990	515,803		625,000
1088665	Ho Ho Kus	NJ		06/28/2023	7.250	296,741		692,500
1088666	Elverta	CA		06/28/2023	9.625	194,363		360,000
1088667	Charleston	SC		06/28/2023	8.125	748,277		964,595
1088668	Montezuma	IA		06/28/2023	9.125	274,300		325,000
1088669	Tampa	FL		06/28/2023	8.750	240,786		287,500
1088670	Huntington Beach	CA		06/28/2023	8.750	619,240		750,000
1088671	Santa Barbara	CA		06/28/2023	7.625	537,736		1,400,000
1088672	Norfolk	VA		06/28/2023	7.625	220,375		340,000
1088673	Tyler	TX		06/28/2023	8.250	83,000		127,500
1088674	West Palm Beach	FL		06/28/2023	9.125	514,039		650,000
1088675	Clermont	FL		06/28/2023	7.500	188,048		230,000
1088676	Naples	FL		06/28/2023	7.500	732,647		957,500
1088677	Sunbury	OH		06/28/2023	7.500	172,135		294,430
1088678	Irvine	CA		06/28/2023	7.625	921,832		1,682,500
1088679	Pasadena	CA		06/28/2023	7.990	123,876		150,000
1088680	Acton	CA		06/28/2023	7.490	347,120		425,000
1088681	Carnation	WA		06/28/2023	7.875	387,271		537,500
1088682	Aiken	SC		06/28/2023	7.125	100,660		132,893
1088683	Lakeland	FL		06/28/2023	8.375	120,565		145,000

E02.20

STATEMENT AS OF JUNE 30, 2023 OF THE First Allmerica Financial Life Insurance Company

**SCHEDULE B - PART 2**

Showing All Mortgage Loans ACQUIRED AND ADDITIONS MADE During the Current Quarter

1 Loan Number	2 Location		4 Loan Type	5 Date Acquired	6 Rate of Interest	7 Actual Cost at Time of Acquisition	8 Additional Investment Made After Acquisition	9 Value of Land and Buildings
	City	3 State						
1088684	Princeton	TX		06/28/2023	6.990	50,294		158,995
1088685	Smyrna	TN		06/28/2023	7.625	173,868		242,500
1088686	Port Saint Joe	FL		06/28/2023	7.125	153,029		221,523
1088687	Merced	CA		06/28/2023	7.875	97,011		145,000
1088688	Lower Lake	CA		06/28/2023	8.990	210,345		250,000
1088689	Tazewell	TN		06/28/2023	9.000	56,356		78,500
1088690	Miami	FL		06/28/2023	8.500	134,922		185,000
1088691	Scottsdale	AZ		06/28/2023	7.250	683,493		899,000
1088692	Queen Creek	AZ		06/28/2023	7.500	255,500		500,000
1088693	Ashland	OR		06/28/2023	7.500	56,721		255,500
1088694	Fort Collins	CO		06/28/2023	7.990	187,879		260,000
1088695	Lehi	UT		06/28/2023	7.250	478,977		675,000
1088696	Corona	CA		06/28/2023	7.990	351,808		426,000
1088697	Escondido	CA		06/28/2023	7.250	442,623		671,750
1088698	Watertown	MA		06/28/2023	9.250	184,476		375,000
1088699	Los Angeles (area Of Sherman Oaks)	CA		06/28/2023	8.125	585,918		707,630
1088700	Rancho Cucamonga	CA		06/28/2023	7.375	659,331		863,352
1088701	San Marcos	CA		06/28/2023	7.625	290,060		353,988
1088702	Rancho Cucamonga	CA		06/28/2023	7.375	642,277		863,746
1088703	Plantation	FL		06/28/2023	8.250	128,650		155,000
1088790	Mansfield	TX		06/28/2023	7.750	188,801		229,466
1088791	Little Elm	TX		06/28/2023	7.375	147,857		206,766
1088792	Discovery Bay	CA		06/28/2023	7.990	186,265		226,050
1088793	Tampa	FL		06/28/2023	7.000	193,743		346,500
1088794	Charleston	SC		06/28/2023	7.500	277,358		336,600
1088795	Redwood City	CA		06/28/2023	7.125	360,294		437,250
1088796	Island Park	ID		06/28/2023	8.500	167,277		283,800
1088797	Las Vegas	NV		06/28/2023	7.625	329,470		462,000
1088798	Granada Hills	CA		06/28/2023	6.990	243,237		420,750
1088799	San Jose	CA		06/28/2023	7.750	187,357		387,750
1088800	Hope Mills	NC		06/28/2023	8.125	117,281		145,167
1088801	Newtown	PA		06/28/2023	7.250	682,293		957,000
1088802	Waxhaw	NC		06/28/2023	6.875	97,247		123,750
1088803	Palm Beach Gardens	FL		06/28/2023	7.375	244,285		511,500
1088804	Coppell	TX		06/28/2023	6.999	487,277		597,300
1088805	Rockport	TX		06/28/2023	7.500	113,091		137,280
1088806	Bainbridge Island	WA		06/28/2023	9.125	209,745		420,750
1088807	Moab	UT		06/28/2023	8.000	125,180		173,250
1088808	Ventura	CA		06/28/2023	8.000	408,375		528,000
1088809	Wolcott	CT		06/28/2023	7.500	116,636		209,550
1088810	Weston	MA		06/28/2023	8.125	528,811		729,300
1088811	Woodland Hills	CA		06/28/2023	6.990	203,744		265,650
1088812	Lakewood	CO		06/28/2023	7.375	373,153		577,500
1088813	Henderson	NV		06/28/2023	6.750	190,802		235,950
1088814	Sugar Land	TX		06/28/2023	8.875	120,586		155,100
1088815	Lake Worth	FL		06/28/2023	7.875	272,664		346,500
1088816	Cordova	TN		06/28/2023	7.625	62,411		90,090
1088817	Miami	FL		06/28/2023	7.875	164,427		212,850
1088818	Stockton	CA		06/28/2023	7.500	59,483		82,500
1088819	Osprey	FL		06/28/2023	7.500	130,012		180,675
1088820	Sevierville	TN		06/28/2023	7.500	119,305		154,440
1088821	Paterson	NJ		06/28/2023	7.875	104,689		127,050
1088822	Brooklyn	NY		06/28/2023	6.999	186,945		336,600

E02.21

STATEMENT AS OF JUNE 30, 2023 OF THE First Allmerica Financial Life Insurance Company

**SCHEDULE B - PART 2**

Showing All Mortgage Loans ACQUIRED AND ADDITIONS MADE During the Current Quarter

1 Loan Number	2 Location		4 Loan Type	5 Date Acquired	6 Rate of Interest	7 Actual Cost at Time of Acquisition	8 Additional Investment Made After Acquisition	9 Value of Land and Buildings
	City	3 State						
1088823	Garner	NC		06/28/2023	7.875	52,260		67,650
1088824	Cary	NC		06/28/2023	7.875	50,985		66,000
1088825	Portsmouth	VA		06/28/2023	7.750	52,345		68,310
1088826	Suffolk	VA		06/28/2023	8.000	56,593		73,260
1088827	Galveston	TX		06/28/2023	7.250	64,071		95,700
1088828	Indianapolis	IN		06/28/2023	8.250	47,416		61,380
1088829	Indian Shores	FL		06/28/2023	7.125	93,897		140,250
1088830	Richmond	VA		06/28/2023	6.999	127,123		164,670
1088831	Sevierville	TN		06/28/2023	7.125	270,645		404,250
1088832	Harrisburg	PA		06/28/2023	8.125	42,318		54,780
1088833	Ocala	FL		06/28/2023	6.875	65,431		90,750
1088834	Winchester	CA		06/28/2023	11.875	133,018		171,600
1088835	Bakersfield	CA		06/28/2023	9.500	67,618		97,350
1088836	Harrison	NY		06/28/2023	8.125	161,493		287,100
1088837	Mableton	GA		06/28/2023	6.875	62,820		86,625
1088838	Memphis	TN		06/28/2023	7.250	45,748		78,705
1088839	York	PA		06/28/2023	8.750	43,886		57,750
1088840	Columbia	SC		06/28/2023	6.990	35,864		47,850
1088841	Shelby	NC		06/28/2023	7.125	80,928		132,000
1088842	York	PA		06/28/2023	8.750	36,362		47,850
1088843	Irvine	CA		06/28/2023	7.750	236,959		455,400
1088844	Columbus	GA		06/28/2023	6.999	35,158		47,025
1088845	Erie	PA		06/28/2023	7.875	35,079		47,025
1088846	Globe	AZ		06/28/2023	7.625	32,417		62,700
1088847	Eagle	ID		06/28/2023	7.875	93,926		156,750
1088848	Sequim	WA		06/28/2023	7.375	131,814		184,800
1088849	Pompano Beach	FL		06/28/2023	7.500	594,297		1,148,400
1088850	Mineola	NY		06/28/2023	7.000	164,603		251,790
1088851	York	PA		06/28/2023	8.375	42,151		55,440
1088852	York	PA		06/28/2023	8.375	40,144		52,800
1088853	York	PA		06/28/2023	8.375	41,398		54,450
1088854	Woodhaven	NY		06/28/2023	7.625	161,679		247,500
1088855	San Diego	CA		06/28/2023	7.250	277,122		867,900
1088856	La Mirada	CA		06/28/2023	7.750	155,503		203,610
1088857	Philadelphia	PA		06/28/2023	8.875	43,873		58,410
1088858	Phoenix	AZ		06/28/2023	7.750	68,934		115,500
1088859	Houston	TX		06/28/2023	7.250	53,231		132,000
1088860	York	PA		06/28/2023	8.750	36,384		47,850
1088861	Hampstead	MD		06/28/2023	8.000	55,895		103,950
1088862	Carlisle	PA		06/28/2023	8.625	43,802		57,750
1088863	Kissimmee	FL		06/28/2023	8.375	203,191		264,056
1088864	Stamford	CT		06/28/2023	7.250	203,940		455,400
1088865	Morro Bay	CA		06/28/2023	7.500	102,539		214,500
1088866	Shelby	NC		06/28/2023	7.375	111,115		168,300
1088867	Sterrett	AL		06/28/2023	7.375	67,975		102,300
1088868	Kemah	TX		06/28/2023	7.375	326,789		495,000
1088869	Miramar	FL		06/28/2023	6.875	50,230		124,410
1088870	Northridge	CA		06/28/2023	7.625	203,257		249,150
1088871	Jacksonville	FL		06/28/2023	7.875	60,827		85,800
1088872	Jacksonville	FL		06/28/2023	7.875	52,638		74,250
1088873	Diamond Springs	CA		06/28/2023	7.875	116,299		151,800
1088874	San Bernardino	CA		06/28/2023	7.500	84,991		138,600
1088875	Hawthorne	CA		06/28/2023	7.250	167,371		268,950

E02.22

STATEMENT AS OF JUNE 30, 2023 OF THE First Allmerica Financial Life Insurance Company

**SCHEDULE B - PART 2**

Showing All Mortgage Loans ACQUIRED AND ADDITIONS MADE During the Current Quarter

1 Loan Number	2 Location		4 Loan Type	5 Date Acquired	6 Rate of Interest	7 Actual Cost at Time of Acquisition	8 Additional Investment Made After Acquisition	9 Value of Land and Buildings
	3 City	3 State						
1088876	Glendale	CA		06/28/2023	7.250	42,827		56,000
1088877	Katy	TX		06/28/2023	7.375	23,153		34,300
1088878	Houston	TX		06/28/2023	7.625	16,124		25,500
1088879	Davenport	FL		06/28/2023	7.500	50,741		70,813
1088880	San Francisco	CA		06/28/2023	7.750	90,682		118,000
1088881	Brookshire	TX		06/28/2023	8.125	26,367		34,300
1088882	San Francisco	CA		06/28/2023	9.125	133,629		173,800
1088883	Bellevue	WA		06/28/2023	8.750	73,108		95,000
1088884	La Mesa	CA		06/28/2023	10.250	42,340		55,000
1088885	Phoenix	AZ		06/28/2023	9.750	47,146		61,200
1088886	Charlotte	NC		06/28/2023	9.750	26,721		37,200
1088887	Charlotte	NC		06/28/2023	9.750	26,218		36,500
1088888	San Diego	CA		06/28/2023	9.375	46,306		75,000
1088889	Saint Cloud	FL		06/28/2023	7.250	62,833		82,000
1088890	Riverview	FL		06/28/2023	7.000	27,376		41,678
1088891	Alameda	CA		06/28/2023	7.375	63,866		93,000
1088892	Hemet	CA		06/28/2023	7.375	33,721		48,500
1088893	Garland	TX		06/28/2023	7.375	28,085		42,400
1088894	Sylmar	CA		06/28/2023	7.500	65,155		85,000
1088895	Cooper City	FL		06/28/2023	7.250	39,079		51,000
1088896	Auburn	GA		06/28/2023	7.875	44,062		57,413
1088897	Upper Darby	PA		06/28/2023	7.625	12,174		17,000
1088898	Chico	CA		06/28/2023	8.000	45,023		55,000
1088899	College Park	MD		06/28/2023	7.750	32,588		42,500
1088900	Cary	NC		06/28/2023	7.500	49,096		64,000
1088901	Bakersfield	CA		06/28/2023	7.375	36,495		47,500
1088902	Pittsburg	CA		06/28/2023	7.375	62,844		82,000
1088903	Houston	TX		06/28/2023	7.750	22,626		32,300
1088904	Hollywood	FL		06/28/2023	7.125	17,576		28,763
1088905	San Jose	CA		06/28/2023	7.125	140,676		172,000
1088906	Tamarac	FL		06/28/2023	7.125	37,844		56,900
1088907	Glendale	CA		06/28/2023	8.250	90,054		110,000
1088908	Rancho Cucamonga	CA		06/28/2023	7.375	156,993		205,500
1088909	Arcadia Area	CA		06/28/2023	7.500	69,812		91,000
1088910	Oakland	CA		06/28/2023	7.250	63,092		88,500
1088911	Yuba City	CA		06/28/2023	7.500	84,490		110,000
1088912	King Of Prussia	PA		06/28/2023	8.250	26,663		44,000
1088913	Upper Darby	PA		06/28/2023	7.875	13,218		22,000
1088914	Jurupa Valley	CA		06/28/2023	7.500	44,819		62,500
1088915	Richmond	CA		06/28/2023	8.250	5,058		88,000
1088916	Fort Lauderdale	FL		06/28/2023	6.750	17,579		23,000
1088917	(canyon Country Area), Santa Clarita	CA		06/28/2023	6.875	64,273		84,000
1088918	Celina	TX		06/28/2023	7.375	26,007		40,273
1088919	Grand Prairie	TX		06/28/2023	7.750	40,453		52,783
1088920	Mission Viejo	CA		06/28/2023	8.750	96,218		117,500
1088921	San Jose	CA		06/28/2023	8.750	75,296		153,500
1088922	Phoenix	AZ		06/28/2023	8.875	45,071		55,000
1088923	San Antonio	TX		06/28/2023	8.625	13,334		25,000
1088924	Farmington	UT		06/28/2023	8.500	84,616		110,000
1088925	Glendale	CA		06/28/2023	9.250	118,995		145,000
1088926	(north Hills Area) Los Angeles	CA		06/28/2023	8.750	81,140		105,500
1088927	Lauderhill	FL		06/28/2023	8.625	11,920		15,500
1088928	Everett	WA		06/28/2023	9.000	79,231		103,000

E02.23

STATEMENT AS OF JUNE 30, 2023 OF THE First Allmerica Financial Life Insurance Company

**SCHEDULE B - PART 2**

Showing All Mortgage Loans ACQUIRED AND ADDITIONS MADE During the Current Quarter

1 Loan Number	2 Location		4 Loan Type	5 Date Acquired	6 Rate of Interest	7 Actual Cost at Time of Acquisition	8 Additional Investment Made After Acquisition	9 Value of Land and Buildings
	City	3 State						
1088929	Atlanta	GA		06/28/2023	8.875	30,587		55,296
1088930	Garden Grove	CA		06/28/2023	9.375	100,181		122,000
1088931	Indio	CA		06/28/2023	9.750	41,579		58,500
1088932	Towson	MD		06/28/2023	8.500	20,351		26,500
1088933	Cape Coral	FL		06/28/2023	8.875	31,924		41,500
1088934	San Jose	CA		06/28/2023	9.375	153,556		187,000
1088935	Doral	FL		06/28/2023	8.375	44,624		58,000
1088936	Las Vegas	NV		06/28/2023	8.750	15,186		18,500
1088937	Upper Darby	PA		06/28/2023	9.000	15,492		19,000
1088938	Burbank	CA		06/28/2023	8.750	120,003		170,000
1088939	Irvine	CA		06/28/2023	9.750	96,248		125,000
1088940	Garland	TX		06/28/2023	9.125	29,233		38,300
1088941	McKinney	TX		06/28/2023	9.625	54,638		71,000
1088942	Burbank	CA		06/28/2023	8.875	94,223		122,500
1088943	Las Vegas	NV		06/28/2023	9.250	43,084		79,500
1088944	Hollywood	FL		06/28/2023	8.625	33,168		50,000
1088945	Glendale	CA		06/28/2023	10.000	70,494		91,500
1088946	Los Angeles City, Winnetka	CA		06/28/2023	8.750	44,032		57,900
1088947	Stafford	TX		06/28/2023	9.000	15,385		29,200
1088948	Chatsworth	CA		06/28/2023	9.375	57,481		70,000
1088949	Henderson	NV		06/28/2023	8.875	33,844		48,000
1088950	Davenport	FL		06/28/2023	9.375	43,157		56,031
1088951	Long Beach	CA		06/28/2023	9.375	45,574		55,500
1088952	Fountain Valley	CA		06/28/2023	9.250	63,507		82,500
1088953	Visalia	CA		06/28/2023	9.375	40,215		52,300
1088954	Crestline	CA		06/28/2023	8.875	42,713		52,000
1088955	Warminster	PA		06/28/2023	9.250	37,719		49,000
1088956	(sun Valley Area) Los Angeles	CA		06/28/2023	9.875	67,794		88,000
1088957	Miami	FL		06/28/2023	9.500	99,745		121,400
1088958	Yuba City	CA		06/28/2023	9.500	16,022		19,500
1088959	Los Angeles	CA		06/28/2023	9.750	121,272		157,500
1088960	San Juan Capistrano	CA		06/28/2023	8.875	35,751		43,500
1090091	Wilson	NC		06/30/2023	7.625	84,668		117,860
1090092	Mount Vernon	IL		06/30/2023	7.750	156,987		207,500
1090093	Miami	FL		06/30/2023	7.250	426,680		645,325
1090094	Miami	FL		06/30/2023	7.375	470,556		615,860
1090095	Bronx	NY		06/30/2023	7.000	579,013		825,850
039999. Mortgages in good standing - Residential mortgages-all other						167,303,518	3,047	255,247,455
22-148	Los Angeles	CA		06/07/2023	9.582	1,345,261		37,351,476
5300192	Austin	TX		06/08/2023	8.776	10,312,059		19,401,731
5300220A1	Salt Lake City	UT		06/22/2023	3.546	2,034,661		21,265,221
5300220B9	Salt Lake City	UT		04/01/2023	3.547	455,938		1,346,733
5300221A0	San Jose	CA		06/15/2023	3.526	2,893,344		25,698,936
5300222A9	Anaheim	CA		06/15/2023	3.551	2,488,968		22,727,541
5300222B7	Anaheim	CA		04/01/2023	3.552	189,851		1,919,183
5300224	San Diego	CA		06/06/2023	5.753	183,430		3,073,770
5300225A6	Plano	TX		04/01/2023	4.542	195,768		9,200,400
5300225B4	Plano	TX		03/15/2023	4.541	12,630		9,200,400
5300226	Salt Lake City	UT		06/06/2023	5.731	256,110		2,925,422
5300253	Miramar	FL		04/24/2023	6.590	12,462,428		19,868,131
5300259	Alexandria	VA		04/24/2023	3.232	10,922,816		16,256,221
5300262	Royal Palm Beach	FL		04/24/2023	3.329	14,307,027		14,161,951
5300290	Eules	TX		04/06/2023	6.541	2,508,251		4,498,030

E02.24



STATEMENT AS OF JUNE 30, 2023 OF THE First Allmerica Financial Life Insurance Company

**SCHEDULE B - PART 2**

Showing All Mortgage Loans ACQUIRED AND ADDITIONS MADE During the Current Quarter

1 Loan Number	2 Location		3 State	4 Loan Type	5 Date Acquired	6 Rate of Interest	7 Actual Cost at Time of Acquisition	8 Additional Investment Made After Acquisition	9 Value of Land and Buildings
	City								
5300291	Georgetown		TX		04/26/2023	6.479	4,035,299		7,149,835
5300292	Irving		TX		05/23/2023	6.400	3,490,430		6,210,000
5300293	Burlingame		CA		04/19/2023	6.736	3,595,807		6,176,436
5300294	Jacksonville		FL		05/16/2023	6.415	3,264,006		6,392,000
5300295	Dallas		TX		06/16/2023	6.087	5,768,940		10,160,000
5300296	Fort Lauderdale		FL		06/12/2023	13.025	7,539,978		13,860,000
5300298	Clemson		SC		06/16/2023	9.927	5,949,443		11,172,000
0599999. Mortgages in good standing - Commercial mortgages-all other							90,212,444		270,015,417
BGA112W67	Salt Lake City		UT		04/01/2023	7.401	75,508		4,392,644
BGA112W75	Salt Lake City		UT		04/01/2023	7.401	336,027		4,121,982
BGA112WB6	San Jose		CA		04/01/2023	7.401	79,974		4,065,428
BGA112WC4	San Jose		CA		04/01/2023	7.401	230,262		3,215,571
BGA112WG5	Anaheim		CA		04/01/2023	7.401	78,054		4,039,782
BGA112WH3	Anaheim		CA		04/01/2023	7.401	307,595		3,633,353
0699999. Mortgages in good standing - Mezzanine Loans							1,107,420		23,468,760
0899999. Total Mortgages in good standing							258,623,382	3,047	548,731,632
1699999. Total - Restructured Mortgages									
2499999. Total - Mortgages with overdue interest over 90 days									
3299999. Total - Mortgages in the process of foreclosure									
3399999 - Totals							258,623,382	3,047	548,731,632

**SCHEDULE B - PART 3**

Showing All Mortgage Loans DISPOSED, Transferred or Repaid During the Current Quarter

1 Loan Number	2 Location		3 State	4 Loan Type	5 Date Acquired	6 Disposal Date	7 Book Value/Recorded Investment Excluding Accrued Interest Prior Year	8 Change in Book Value/Recorded Investment					14 Book Value/Recorded Investment Excluding Accrued Interest on Disposal	15 Consid-eration	16 Foreign Exchange Gain (Loss) on Disposal	17 Realized Gain (Loss) on Disposal	18 Total Gain (Loss) on Disposal
	City							8 Unrealized Valuation Increase (Decrease)	9 Current Year's (Amortization) /Accretion	10 Current Year's Other-Than-Temporary Impairment Recognized	11 Capitalized Deferred Interest and Other	12 Total Change in Book Value (8+9-10+11)					
1055900	Hoquiam		WA		08/26/2022	04/23/2023	9,135						9,135	9,346		211	211
1068714	Oakland Park		FL		04/18/2023	05/10/2023					(1)		17,808	17,890		82	82
1074120	Ei Dorado Hls		CA		03/28/2023	05/26/2023	112,254		(18)			(18)	112,235	107,936		(4,299)	(4,299)
1056136	Richmond		VA		08/26/2022	04/09/2023	9,813						9,813	10,026		212	212
1067191	Holiday		FL		12/22/2022	04/02/2023	35,076						35,076	34,059		(1,017)	(1,017)
1068703	Atlanta		GA		04/18/2023	04/29/2023			(2)			(2)	43,231	43,429		199	199
1067187	Baltimore		MD		12/22/2022	04/27/2023	29,866						29,866	29,000		(866)	(866)
1080352	Clearwater		FL		05/15/2023	05/18/2023					(6)		19,284	19,228		(57)	(57)
1069609	Clovis		CA		02/24/2023	05/23/2023	35,456		(2)			(2)	35,408	34,650		(803)	(803)
1080165	Salt Lake City		UT		05/15/2023	05/31/2023							21,194	20,778		(416)	(416)
1061538	Chatanooga		TN		10/26/2022	04/06/2023	40,054		(6)			(6)	40,023	38,902		(1,146)	(1,146)
1068739	Broken Bow		OK		04/18/2023	05/26/2023			(4)			(4)	75,084	75,487		347	347
1074147	Corpus Christi		TX		03/28/2023	05/09/2023	39,115		(5)			(5)	39,084	38,208		(902)	(902)
1074596	Valparaiso		IN		03/29/2023	05/31/2023	25,871		(3)			(3)	25,854	25,560		(307)	(307)
1080420	Highlands Ranch		CO		05/15/2023	05/30/2023							149,943	149,503		(440)	(440)
1068570	Vashon		WA		01/26/2023	04/20/2023	44,866		(3)			(3)	44,863	43,560		(1,303)	(1,303)
1069456	Augusta		GA		02/23/2023	04/08/2023	6,171						6,171	5,991		(180)	(180)
1069520	Oxnard		CA		02/24/2023	05/30/2023	159,437		(15)			(15)	159,244	153,600		(5,822)	(5,822)

STATEMENT AS OF JUNE 30, 2023 OF THE First Allmerica Financial Life Insurance Company

**SCHEDULE B - PART 3**

Showing All Mortgage Loans DISPOSED, Transferred or Repaid During the Current Quarter

1 Loan Number	2 Location		4 Loan Type	5 Date Acquired	6 Disposal Date	7 Book Value/ Recorded Investment Excluding Accrued Interest Prior Year	8 Change in Book Value/Recorded Investment					14 Book Value/ Recorded Investment Excluding Accrued Interest on Disposal	15 Consid- eration	16 Foreign Exchange Gain (Loss) on Disposal	17 Realized Gain (Loss) on Disposal	18 Total Gain (Loss) on Disposal	
	2 City	3 State					8 Unrealized Valuation Increase (Decrease)	9 Current Year's (Amortization) /Accretion	10 Current Year's Other- Than- Temporary Impairment Recognized	11 Capitalized Deferred Interest and Other	12 Total Change in Book Value (8+9-10+11)						13 Total Foreign Exchange Change in Book Value
1074586	Pooler	GA		03/29/2023	04/30/2023	18,106		(2)				(2)	18,105	17,889		(216)	(216)
1074592	Haworth	NJ		03/29/2023	05/01/2023	53,586		(7)				(7)	53,578	52,942		(636)	(636)
<b>0199999. Mortgages closed by repayment</b>						618,806		(68)				(68)	944,999	927,984		(17,359)	(17,359)
805153525	Chicago	IL		07/31/2015		25,490		(2,582)				(2,582)	22,908	22,908			
530022249	Anaheim	CA		11/07/2022		23,443		(4,586)				(4,586)	18,856			(18,856)	(18,856)
1055905	Cincinnati	OH		08/26/2022		7,289								18			
1055918	Kansas City	KS		08/26/2022		4,473								14			
1055932	Baltimore	MD		08/26/2022		5,073								19			
1055952	Killeen	TX		08/26/2022		5,683								15			
1055953	Joliet	IL		08/26/2022		7,284								21			
1056029	Hamden	CT		08/26/2022		8,336								32			
1056042	Richmond	VA		08/26/2022		7,261								21			
1056051	Highlands	NJ		08/26/2022		18,981								52			
1056068	Kansas City	MO		08/26/2022		11,849								35			
1056069	Woodridge	NY		08/26/2022		4,728								17			
1056070	Calumet City	IL		08/26/2022		5,990								20			
1056099	Hammond	IN		08/26/2022		4,191								13			
1056106	Carson City	NV		08/26/2022		14,427								51			
1056110	Phillipsburg	NJ		08/26/2022		5,199								15			
1056119	Cape Coral	FL		08/26/2022		17,300								60			
1056128	Glendale	AZ		08/26/2022		14,548								45			
1056129	Chicago	IL		08/26/2022		12,746								40			
1056130	Addison	IL		08/26/2022		7,266								39			
1056138	Cincinnati	OH		08/26/2022		5,299								18			
1056142	Saint Petersburg	FL		08/26/2022		9,464								30			
1056150	New London	CT		08/26/2022		6,558								18			
1056156	Philadelphia	PA		08/26/2022		7,281								22			
1056162	Philadelphia	PA		08/26/2022		8,840								25			
1056167	Portsmouth	VA		08/26/2022		6,266								17			
1055917	Greenwood	IN		08/26/2022		6,991								21			
1055919	Fairburn	GA		08/26/2022		13,350								45			
1055921	Northfield	NJ		08/26/2022		9,454								30			
1055931	Aurora	IL		08/26/2022		6,720								21			
1055976	Surfside Beach	SC		08/26/2022		15,319								41			
1055981	La Porte	IN		08/26/2022		3,790								12			
1055986	Tempe	AZ		08/26/2022		14,207								42			
1056002	Indianapolis	IN		08/26/2022		3,097								9			
1056003	Rock Hill	SC		08/26/2022		3,639								12			
1056007	Philadelphia	PA		08/26/2022		8,052								23			
1056008	Ocala	FL		08/26/2022		8,915								47			
1056011	St Petersburg	FL		08/26/2022		7,264								26			
1056015	Tampa	FL		08/26/2022		10,985								21			
1056040	New Haven	CT		08/26/2022		9,378								33			
1056043	Allentown	PA		08/26/2022		12,734								43			
1056049	Philadelphia	PA		08/26/2022		8,511								19			
1056050	Plainfield	CT		08/26/2022		9,295								23			
1056061	Essex	MD		08/26/2022		9,839								25			
1056063	Riverside	CA		08/26/2022		14,540								48			
1056073	Jacksonville	FL		08/26/2022		4,116								14			

STATEMENT AS OF JUNE 30, 2023 OF THE First Allmerica Financial Life Insurance Company

**SCHEDULE B - PART 3**

Showing All Mortgage Loans DISPOSED, Transferred or Repaid During the Current Quarter

1 Loan Number	Location		4 Loan Type	5 Date Acquired	6 Disposal Date	7 Book Value/ Recorded Investment Excluding Accrued Interest Prior Year	Change in Book Value/Recorded Investment					14 Book Value/ Recorded Investment Excluding Accrued Interest on Disposal	15 Consid- eration	16 Foreign Exchange Gain (Loss) on Disposal	17 Realized Gain (Loss) on Disposal	18 Total Gain (Loss) on Disposal	
	2 City	3 State					8 Unrealized Valuation Increase (Decrease)	9 Current Year's (Amortization) /Accretion	10 Current Year's Other- Than- Temporary Impairment Recognized	11 Capitalized Deferred Interest and Other	12 Total Change in Book Value (8+9-10+11)						13 Total Foreign Exchange Change in Book Value
1056090	Browns Mills	NJ		.08/26/2022		8,380											23
1056092	Jacksonville	FL		.08/26/2022		4,318											16
1056108	Spokane	WA		.08/26/2022		9,742											36
1056111	Allentown	PA		.08/26/2022		4,468											14
1056115	Philadelphia	PA		.08/26/2022		4,875											16
1056141	Memphis	TN		.08/26/2022		7,182											30
1056143	Bridgeport	PA		.08/26/2022		4,759											14
1056152	Glendale	AZ		.08/26/2022		17,127											51
1056173	West Hartford	CT		.08/26/2022		14,949											43
1056175	Baltimore	MD		.08/26/2022		7,890											23
1055904	Pittsburgh	PA		.08/26/2022		7,357											20
1055907	Lebanon	PA		.08/26/2022		5,329											17
1055908	Jacksonville	FL		.08/26/2022		7,013											26
1055912	Schaumburg	IL		.08/26/2022		8,981											30
1055962	Broadview	IL		.08/26/2022		9,346											28
1055969	Rialto	CA		.08/26/2022		15,833											51
1055971	Sarasota	FL		.08/26/2022		23,820											71
1055974	Sebastian	FL		.08/26/2022		9,915											32
1055979	Rome	GA		.08/26/2022		6,459											18
1055984	Allentown	PA		.08/26/2022		7,610											52
1055985	Plantation	FL		.08/26/2022		3,158											8
1055993	Bristol	VA		.08/26/2022		5,726											17
1055996	Hopatcong	NJ		.08/26/2022		9,478											25
1055998	Tipton	CA		.08/26/2022		6,255											19
1056017	Pelzer	SC		.08/26/2022		6,175											20
1056018	Chapel Hill	NC		.08/26/2022		17,853											53
1056046	Milwaukee	WI		.08/26/2022		5,733											18
1056052	Milwaukee	WI		.08/26/2022		4,487											9
1056055	Lansdale	PA		.08/26/2022		6,604											22
1056064	Phoenix	AZ		.08/26/2022		7,467											21
1056072	Dundalk	MD		.08/26/2022		7,095											21
1056091	Fresno	CA		.08/26/2022		10,013											31
1056104	Indianapolis	IN		.08/26/2022		5,626											19
1056109	Phoenix	AZ		.08/26/2022		18,014											52
1056112	Hazel Crest	IL		.08/26/2022		8,161											22
1056118	Rock Hill	SC		.08/26/2022		3,825											10
1056145	Oaklyn	NJ		.08/26/2022		4,009											10
1055863	Traverse City	MI		.08/26/2022		16,311											42
1055870	Tucson	AZ		.08/26/2022		32,480											90
1055871	Brentwood	TN		.08/26/2022		20,370											59
1055872	Philadelphia	PA		.08/26/2022		15,978											41
1055873	Mountain Village	CO		.08/26/2022		53,092											111
1055881	Keansburg	NJ		.08/26/2022		9,911											34
1055892	St Petersburg	FL		.08/26/2022		12,937											36
1055899	Chicago	IL		.08/26/2022		17,437											55
1055902	Hamden	CT		.08/26/2022		12,505											37
1056126	Slidell	LA		.08/26/2022		7,139											24
1055911	Jacksonville	FL		.08/26/2022		4,485											16
1055926	Sacramento	CA		.08/26/2022		13,064											47

E02.27

STATEMENT AS OF JUNE 30, 2023 OF THE First Allmerica Financial Life Insurance Company

**SCHEDULE B - PART 3**

Showing All Mortgage Loans DISPOSED, Transferred or Repaid During the Current Quarter

1 Loan Number	2 Location		4 Loan Type	5 Date Acquired	6 Disposal Date	7 Book Value/ Recorded Investment Excluding Accrued Interest Prior Year	8 Change in Book Value/Recorded Investment					14 Book Value/ Recorded Investment Excluding Accrued Interest on Disposal	15 Consid- eration	16 Foreign Exchange Gain (Loss) on Disposal	17 Realized Gain (Loss) on Disposal	18 Total Gain (Loss) on Disposal
	2 City	3 State					8 Unrealized Valuation Increase (Decrease)	9 Current Year's (Amortization) /Accretion	10 Current Year's Other- Than- Temporary Impairment Recognized	11 Capitalized Deferred Interest and Other	12 Total Change in Book Value (8+9-10+11)					
1055839	Daytona Beach	FL		08/26/2022		6,776										18
1055942	Phoenix	AZ		08/26/2022		20,219										62
1055960	Newnan	GA		08/26/2022		7,048										21
1055961	Baltimore	MD		08/26/2022		6,996										19
1055963	Saginaw	TX		08/26/2022		8,011										24
1055967	Gary	IN		08/26/2022		3,831										10
1055973	North Port	FL		08/26/2022		11,651										33
1055978	Cleveland	OH		08/26/2022		6,445										23
1055987	Visalia	CA		08/26/2022		7,381										19
1056006	Columbus	OH		08/26/2022		5,751										19
1056013	Hagerstown	MD		08/26/2022		7,651										21
1056020	Dundalk	MD		08/26/2022		5,720										17
1056021	Indianapolis	IN		08/26/2022		5,641										18
1056026	Richmond	VA		08/26/2022		8,955										30
1056044	Paterson	NJ		08/26/2022		15,102										51
1056047	Wilkes Barre	PA		08/26/2022		5,993										4
1056056	Lauderdale Lakes	FL		08/26/2022		3,793										8
1056075	Phoenix	AZ		08/26/2022		23,860										69
1056084	Memphis	TN		08/26/2022		3,640										11
1056087	Port Orchard	WA		08/26/2022		11,739										39
1056101	Linthicum	MD		08/26/2022		13,138										42
1056116	Kansas City	MO		08/26/2022		7,079										24
1056131	Phoenix	AZ		08/26/2022		15,781										46
1056149	Boise	ID		08/26/2022		7,764										25
1056153	Fort Worth	TX		08/26/2022		8,774										26
1056161	Hammond	IN		08/26/2022		6,195										20
1056164	Haltom City	TX		08/26/2022		7,833										21
1055877	Paterson	NJ		08/26/2022		16,836										44
1055878	Miramar	FL		08/26/2022		5,877										15
1055882	Mount Pleasant	NC		08/26/2022		5,027										14
1055885	Columbus	OH		08/26/2022		5,646										16
1055886	Philadelphia	PA		08/26/2022		31,485										111
1055887	Chicago	IL		08/26/2022		9,375										38
1055894	Philadelphia	PA		08/26/2022		6,724										20
1055901	McKeesport	PA		08/26/2022		3,912										8
1055947	Aurora	IL		08/26/2022		7,083										22
1056034	Chicago	IL		08/26/2022		27,245										86
1056078	Chicago	IL		08/26/2022		3,739										7
1055915	Westfield	IN		08/26/2022		10,264										34
1055916	Spring Hill	TN		08/26/2022		14,518										59
1055920	Phoenix	AZ		08/26/2022		12,881										42
1055930	Trenton	NJ		08/26/2022		3,200										9
1055938	Jackson	TN		08/26/2022		5,214										19
1055951	Fort Worth	TX		08/26/2022		10,001										30
1055965	Niles	OH		08/26/2022		5,029										13
1055970	Markham	IL		08/26/2022		5,363										28
1055994	Glendale	AZ		08/26/2022		11,104										40
1055999	Hampton	VA		08/26/2022		6,042										20
1056000	Indianapolis	IN		08/26/2022		3,641										11

E02.28

STATEMENT AS OF JUNE 30, 2023 OF THE First Allmerica Financial Life Insurance Company

**SCHEDULE B - PART 3**

Showing All Mortgage Loans DISPOSED, Transferred or Repaid During the Current Quarter

1 Loan Number	2 Location		4 Loan Type	5 Date Acquired	6 Disposal Date	7 Book Value/ Recorded Investment Excluding Accrued Interest Prior Year	8 Change in Book Value/Recorded Investment					14 Book Value/ Recorded Investment Excluding Accrued Interest on Disposal	15 Consid- eration	16 Foreign Exchange Gain (Loss) on Disposal	17 Realized Gain (Loss) on Disposal	18 Total Gain (Loss) on Disposal	
	2 City	3 State					8 Unrealized Valuation Increase (Decrease)	9 Current Year's (Amortization) /Accretion	10 Current Year's Other- Than- Temporary Impairment Recognized	11 Capitalized Deferred Interest and Other	12 Total Change in Book Value (8+9-10+11)						13 Total Foreign Exchange Change in Book Value
1056001	Phoenix	AZ		.08/26/2022		11,994											.39
1056014	Ewing	NJ		.08/26/2022		9,335											.29
1056027	Tucson	AZ		.08/26/2022		11,982											.37
1056053	Newark	NJ		.08/26/2022		15,511											.87
1056083	Inkster	MI		.08/26/2022		4,566											.10
1056085	Baltimore	MD		.08/26/2022		5,321											.19
1056086	Hazel Crest	IL		.08/26/2022		5,203											.14
1056095	Amherst	NY		.08/26/2022		7,222											.16
1056100	Philadelphia	PA		.08/26/2022		8,362											.27
1056113	Memphis	TN		.08/26/2022		4,841											.18
1056135	Baltimore	MD		.08/26/2022		3,451											.11
1056139	Citrus Heights	CA		.08/26/2022		14,560											.53
1056146	Normal	IL		.08/26/2022		5,795											.15
1056154	Baltimore	MD		.08/26/2022		8,892											.23
1056157	Farmersville	CA		.08/26/2022		8,270											.22
1056163	Baltimore	MD		.08/26/2022		7,309											.21
1056165	Fort Worth	TX		.08/26/2022		6,205											.19
1056166	St Petersburg	FL		.08/26/2022		7,371											.23
1055867	Bedford	OH		.08/26/2022		7,771											.24
1055876	Providence	RI		.08/26/2022		15,630											.66
1055884	Olathe	KS		.08/26/2022		4,859											.16
1055891	Trenton	NJ		.08/26/2022		5,995											.19
1055893	St Petersburg	FL		.08/26/2022		12,078											.39
1055988	San Antonio	FL		.08/26/2022		5,510											.16
1056082	Country Club Hills	IL		.08/26/2022		4,904											.16
1056170	Boise	ID		.08/26/2022		7,522											.24
1055903	Louisville	KY		.08/26/2022		9,483											.45
1055909	Mahwah	NJ		.08/26/2022		13,986											.44
1055914	Reisterstown	MD		.08/26/2022		4,148											.11
1055923	Portsmouth	VA		.08/26/2022		7,293											.21
1055928	Calumet City	IL		.08/26/2022		5,514											.20
1055929	Lake Station	IN		.08/26/2022		3,644											.12
1055935	Oklahoma City	OK		.08/26/2022		6,175											.22
1055948	Columbus	OH		.08/26/2022		9,547											.34
1055949	Tremonton	UT		.08/26/2022		4,839											.17
1055956	Nashville	TN		.08/26/2022		9,759											.25
1055957	Bells	TX		.08/26/2022		6,192											.18
1055968	Bloomfield	CT		.08/26/2022		8,048											.23
1055983	St Petersburg	FL		.08/26/2022		9,462											.30
1055997	Phoenix	AZ		.08/26/2022		11,361											.41
1056023	Indianapolis	IN		.08/26/2022		7,895											.22
1056025	Columbus	OH		.08/26/2022		5,833											.14
1056030	Corona	NY		.08/26/2022		41,498											.196
1056048	Charlotte	NC		.08/26/2022		7,272											.20
1056065	West Palm Beach	FL		.08/26/2022		6,119											.17
1056066	Hidden Valley Lake	CA		.08/26/2022		9,637											.23
1056093	Brooklyn	MD		.08/26/2022		5,321											.19
1056094	Linwood	PA		.08/26/2022		7,048											.37
1056096	Memphis	TN		.08/26/2022		5,623											.20

E02.29

STATEMENT AS OF JUNE 30, 2023 OF THE First Allmerica Financial Life Insurance Company

**SCHEDULE B - PART 3**

Showing All Mortgage Loans DISPOSED, Transferred or Repaid During the Current Quarter

1 Loan Number	Location		4 Loan Type	5 Date Acquired	6 Disposal Date	7 Book Value/ Recorded Investment Excluding Accrued Interest Prior Year	Change in Book Value/Recorded Investment					14 Book Value/ Recorded Investment Excluding Accrued Interest on Disposal	15 Consid- eration	16 Foreign Exchange Gain (Loss) on Disposal	17 Realized Gain (Loss) on Disposal	18 Total Gain (Loss) on Disposal	
	2 City	3 State					8 Unrealized Valuation Increase (Decrease)	9 Current Year's (Amortization) /Accretion	10 Current Year's Other- Than- Temporary Impairment Recognized	11 Capitalized Deferred Interest and Other	12 Total Change in Book Value (8+9-10+11)						13 Total Foreign Exchange Change in Book Value
1056097	College Park	GA		08/26/2022		10,973											.36
1056098	Sacramento	CA		08/26/2022		15,784											.53
1056103	Tulsa	OK		08/26/2022		4,982											.16
1056117	Riverside	NJ		08/26/2022		4,843											.17
1056120	Indianapolis	IN		08/26/2022		5,371											.15
1056132	Aurora	IL		08/26/2022		5,812											.18
1056137	Petersburg	VA		08/26/2022		5,277											.15
1056144	St Petersburg	FL		08/26/2022		9,297											.25
1056148	Jeffersonville	IN		08/26/2022		8,193											.24
1055906	Ellenville	NY		08/26/2022		6,959											.18
1055913	Phoenix	AZ		08/26/2022		5,447											.15
1055922	Glendale	AZ		08/26/2022		10,947											.39
1055924	Universal City	TX		08/26/2022		4,090											.20
1055927	Baltimore	MD		08/26/2022		11,631											.34
1055933	Allentown	PA		08/26/2022		6,994											.23
1055934	Phoenix	AZ		08/26/2022		7,271											.30
1055940	Hammond	IN		08/26/2022		5,488											.18
1055955	Pensacola	FL		08/26/2022		4,378											.9
1055958	Cleveland	OH		08/26/2022		6,602											.14
1055966	East Ridge	TN		08/26/2022		6,183											.13
1055975	Chicago	IL		08/26/2022		12,676											.41
1055982	Providence	RI		08/26/2022		13,620											.37
1056004	Green Bay	WI		08/26/2022		3,720											.9
1056005	Elberton	GA		08/26/2022		4,615											.13
1056012	Hazel Crest	IL		08/26/2022		6,069											.18
1056019	Philadelphia	PA		08/26/2022		6,656											.22
1056028	Visalia	CA		08/26/2022		11,808											.37
1056038	Wallington	NJ		08/26/2022		13,529											.46
1056041	Charlotte	NC		08/26/2022		8,902											.24
1056054	Sellersville	PA		08/26/2022		5,993											.17
1056058	Chicago	IL		08/26/2022		4,328											.11
1056059	Pembroke Pines	FL		08/26/2022		12,131											.39
1056060	Schaumburg	IL		08/26/2022		8,665											.26
1056067	Fort Worth	TX		08/26/2022		10,436											.32
1056071	Maumee	OH		08/26/2022		6,249											.18
1056076	Greensboro	NC		08/26/2022		8,380											.23
1056088	Baltimore	MD		08/26/2022		5,490											.18
1056102	West Berlin	NJ		08/26/2022		10,724											.34
1056107	Henrico	VA		08/26/2022		12,444											.45
1056114	Westbrook	ME		08/26/2022		10,884											.40
1056121	Logan	UT		08/26/2022		7,943											.27
1056122	Rockledge	FL		08/26/2022		6,420											.14
1056134	Capitol Heights	MD		08/26/2022		11,977											.42
1056147	Lubbock	TX		08/26/2022		5,205											.16
1056160	Beloit	WI		08/26/2022		4,367											.9
1056176	Sauk Village	IL		08/26/2022		6,194											.16
1055868	Albuquerque	NM		08/26/2022		9,413											.25
1055889	Trenton	NJ		08/26/2022		5,089											.15
1055944	Philadelphia	PA		08/26/2022		3,998											.12

STATEMENT AS OF JUNE 30, 2023 OF THE First Allmerica Financial Life Insurance Company

**SCHEDULE B - PART 3**

Showing All Mortgage Loans DISPOSED, Transferred or Repaid During the Current Quarter

1 Loan Number	2 Location		4 Loan Type	5 Date Acquired	6 Disposal Date	7 Book Value/ Recorded Investment Excluding Accrued Interest Prior Year	Change in Book Value/Recorded Investment					14 Book Value/ Recorded Investment Excluding Accrued Interest on Disposal	15 Consid- eration	16 Foreign Exchange Gain (Loss) on Disposal	17 Realized Gain (Loss) on Disposal	18 Total Gain (Loss) on Disposal	
	2 City	3 State					8 Unrealized Valuation Increase (Decrease)	9 Current Year's (Amortization) /Accretion	10 Current Year's Other- Than- Temporary Impairment Recognized	11 Capitalized Deferred Interest and Other	12 Total Change in Book Value (8+9-10+11)						13 Total Foreign Exchange Change in Book Value
1055946	Willingboro	NJ		08/26/2022		8,320											26
1055991	Jacksonville	FL		08/26/2022		7,622											18
1055992	Merrillville	IN		08/26/2022		6,885											21
1056079	Richmond	VA		08/26/2022		5,556											18
1056081	Norcross	GA		08/26/2022		6,551											21
1056123	Saginaw	TX		08/26/2022		7,532											27
1055865	Traverse City	MI		08/26/2022		16,311											42
1055888	Providence	RI		08/26/2022		13,900											44
1056035	Hackettstown	NJ		08/26/2022		15,120											65
1055910	Greer	SC		08/26/2022		5,448											20
1055936	Lincoln	NE		08/26/2022		3,587											11
1055937	Fort Worth	TX		08/26/2022		6,925											24
1055941	Philadelphia	PA		08/26/2022		6,266											20
1055950	Charlotte	NC		08/26/2022		3,871											13
1055959	Killeen	TX		08/26/2022		5,641											18
1055964	Chester	VA		08/26/2022		11,479											30
1055972	Cincinnati	OH		08/26/2022		6,518											19
1055980	Portsmouth	VA		08/26/2022		7,750											23
1055995	Brooklyn Center	MN		08/26/2022		8,750											23
1056009	Glendale	AZ		08/26/2022		10,281											31
1056022	Rockledge	FL		08/26/2022		6,417											15
1056024	Palmer	AK		08/26/2022		9,290											25
1056031	Daytona Beach	FL		08/26/2022		14,246											43
1056032	Visalia	CA		08/26/2022		15,987											49
1056045	Indianapolis	IN		08/26/2022		4,035											12
1056057	Lauderdale Lakes	FL		08/26/2022		4,267											10
1056062	Willingboro	NJ		08/26/2022		6,073											19
1056074	North Augusta	SC		08/26/2022		5,912											15
1056077	Hazel Crest	IL		08/26/2022		7,444											25
1056089	Hammond	IN		08/26/2022		3,644											12
1056105	Lubbock	TX		08/26/2022		4,900											16
1056133	Gary	IN		08/26/2022		15,295											45
1056140	Mims	FL		08/26/2022		7,396											20
1056151	Hickory	NC		08/26/2022		10,665											33
1056174	Harrisburg	PA		08/26/2022		3,661											10
1061540	Green Bay	WI		10/26/2022		30,472											63
1061551	Wesley Chapel	FL		10/26/2022		71,018											5
1061564	Sevierville	TN		10/26/2022		192,451											452
1061534	Columbia	SC		10/26/2022		28,807											76
1061543	Lorain	OH		10/26/2022		22,714											50
1061553	Dallas	TX		10/26/2022		35,875											98
1076077	Mechanicsville	VA		04/27/2023													21
1076078	Clovis	CA		04/27/2023													20
1066468	Grand Rapids	MI		11/22/2022		45,147											138
1066478	Sevierville	TN		11/22/2022		33,721											66
1066483	Cleburne	TX		11/22/2022		32,872											79
1066491	Davenport	FL		11/22/2022		62,859											165
1066495	Whittier	NC		11/22/2022		51,187											500
1055866	Phoenix	AZ		08/26/2022		9,657											60

E02.31

STATEMENT AS OF JUNE 30, 2023 OF THE First Allmerica Financial Life Insurance Company

**SCHEDULE B - PART 3**

Showing All Mortgage Loans DISPOSED, Transferred or Repaid During the Current Quarter

1 Loan Number	2 Location		4 Loan Type	5 Date Acquired	6 Disposal Date	7 Book Value/ Recorded Investment Excluding Accrued Interest Prior Year	Change in Book Value/Recorded Investment					14 Book Value/ Recorded Investment Excluding Accrued Interest on Disposal	15 Consid- eration	16 Foreign Exchange Gain (Loss) on Disposal	17 Realized Gain (Loss) on Disposal	18 Total Gain (Loss) on Disposal	
	2 City	3 State					8 Unrealized Valuation Increase (Decrease)	9 Current Year's (Amortization) /Accretion	10 Current Year's Other- Than- Temporary Impairment Recognized	11 Capitalized Deferred Interest and Other	12 Total Change in Book Value (8+9-10+11)						13 Total Foreign Exchange Change in Book Value
1055943	Glendale	AZ		08/26/2022		11,633										42	
1056036	Chicago	IL		08/26/2022		10,658										37	
1056037	New Haven	CT		08/26/2022		12,352										39	
1056080	Warren	MI		08/26/2022		7,135										22	
1056124	South Toms River	NJ		08/26/2022		6,607										22	
1056125	Philadelphia	PA		08/26/2022		7,817										25	
1056169	Maryville	TN		08/26/2022		7,827										24	
1055964	Traverse City	MI		08/26/2022		16,311										42	
1055969	Branson	MO		08/26/2022		10,417										33	
1055874	Gallinburg	TN		08/26/2022		61,663										105	
1055879	Chesterfield	VA		08/26/2022		14,542										42	
1055980	South Bend	IN		08/26/2022		4,555										12	
1055890	New Haven	CT		08/26/2022		9,244										40	
1055989	Penn Hills	PA		08/26/2022		3,968										13	
1055990	Athens	GA		08/26/2022		11,779										35	
1056127	Aurora	IL		08/26/2022		7,429										22	
1055883	Clinton Township	MI		08/26/2022		10,935										36	
1055895	Harvey	IL		08/26/2022		11,988										34	
1055897	Brooklyn	NY		08/26/2022		55,465										183	
1056215	Candler	NC		08/26/2022		5,794										19	
1055898	Philadelphia	PA		08/26/2022		8,601										42	
1055945	Wilmington	DE		08/26/2022		3,559										27	
1056033	Galena Park	TX		08/26/2022		9,778										37	
1056168	Lansing	IL		08/26/2022		7,645										23	
1056171	Chester	VA		08/26/2022		11,058										31	
1056172	Richton Park	IL		08/26/2022		5,683										15	
1061535	Phoenix	AZ		10/26/2022		174,449										441	
1061556	Stratford	CT		10/26/2022		53,354										112	
1056214	Pensacola	FL		08/26/2022		9,563										35	
1061536	Jacksonville	FL		10/26/2022		123,150										304	
1061541	Spokane Valley	WA		10/26/2022		63,948										243	
1061552	Greer	SC		10/26/2022		61,618										159	
1061561	Southaven	MS		10/26/2022		54,313										86	
1061542	Prescott Valley	AZ		10/26/2022		44,905										106	
1061562	Lindenwood	NJ		10/26/2022		35,022										68	
1076070	Dove Creek	CO		04/27/2023												6	
1076075	Fort Worth	TX		04/27/2023												18	
1076079	Fairmount Heights	MD		04/27/2023												21	
1076081	Tempe	AZ		04/27/2023												38	
1066477	Warner Robins	GA		11/22/2022		28,769										62	
1066487	Norcross	GA		11/22/2022		41,053										101	
1066503	Birmingham	AL		11/22/2022		21,353										33	
1066504	Miami	FL		11/22/2022		53,295										121	
1066506	New Port Richey	FL		11/22/2022		42,384										92	
1066508	Hyrum	UT		11/22/2022		111,977										261	
1076092	Indian Shores	FL		04/27/2023												120	
1076085	Navarre	FL		04/27/2023												36	
1066475	Bonaire	GA		11/22/2022		48,292										105	
1056179	Richmond	VA		08/26/2022		7,833										21	

E02.32



STATEMENT AS OF JUNE 30, 2023 OF THE First Allmerica Financial Life Insurance Company

**SCHEDULE B - PART 3**

Showing All Mortgage Loans DISPOSED, Transferred or Repaid During the Current Quarter

1 Loan Number	Location		4 Loan Type	5 Date Acquired	6 Disposal Date	7 Book Value/ Recorded Investment Excluding Accrued Interest Prior Year	Change in Book Value/Recorded Investment					14 Book Value/ Recorded Investment Excluding Accrued Interest on Disposal	15 Consid- eration	16 Foreign Exchange Gain (Loss) on Disposal	17 Realized Gain (Loss) on Disposal	18 Total Gain (Loss) on Disposal	
	2 City	3 State					8 Unrealized Valuation Increase (Decrease)	9 Current Year's (Amortization) /Accretion	10 Current Year's Other- Than- Temporary Impairment Recognized	11 Capitalized Deferred Interest and Other	12 Total Change in Book Value (8+9-10+11)						13 Total Foreign Exchange Change in Book Value
1056181	San Antonio	TX		08/26/2022		6,730											20
1056182	Pittsburgh	PA		08/26/2022		7,282											22
1056183	Glendale	AZ		08/26/2022		9,039											27
1056191	Wilmington	DE		08/26/2022		14,768											34
1056193	Aurora	IL		08/26/2022		8,332											26
1056203	Richmond	VA		08/26/2022		9,511											30
1056206	Albuquerque	NM		08/26/2022		8,725											33
1056207	Hixson	TN		08/26/2022		10,904											32
1056218	Chicago	IL		08/26/2022		5,944											13
1056233	Apollo Beach	FL		08/26/2022		13,801											44
1056245	Lowell	MA		08/26/2022		18,210											54
1056252	Appleton	WI		08/26/2022		8,756											24
1056253	Waterbury	CT		08/26/2022		3,789											11
1056264	Birmingham	AL		08/26/2022		7,579											24
1056266	Baltimore	MD		08/26/2022		9,306											24
1056194	Towson	MD		08/26/2022		7,316											24
1056200	Indianapolis	IN		08/26/2022		7,345											22
1056220	Liberty	MO		08/26/2022		7,154											24
1056223	Columbus	OH		08/26/2022		8,161											22
1056224	Philadelphia	PA		08/26/2022		8,717											29
1056229	Gary	IN		08/26/2022		4,007											13
1056230	Jacksonville	FL		08/26/2022		8,063											22
1056234	Lubbock	TX		08/26/2022		9,816											36
1056238	Memphis	TN		08/26/2022		5,266											16
1056244	Philadelphia	PA		08/26/2022		9,752											33
1056254	Little Egg Harbor Twp	NJ		08/26/2022		6,053											21
1056265	Lubbock	TX		08/26/2022		8,350											27
1056268	Canonsburg	PA		08/26/2022		6,000											176
1056272	Fort Myers Beach	FL		08/26/2022		32,322											104
1056273	Hancock	MI		08/26/2022		5,708											16
1056301	Oshkosh	WI		08/26/2022		4,192											11
1056311	Henrico	VA		08/26/2022		11,799											40
1056314	Meridianville	AL		08/26/2022		10,571											31
1056321	Seattle	WA		08/26/2022		19,440											97
1056336	Archdale	NC		08/26/2022		6,918											20
1056178	Germantown	NY		08/26/2022		11,896											35
1056187	Atlanta	GA		08/26/2022		9,796											30
1056192	Westerville	OH		08/26/2022		8,486											24
1056196	Maumee	OH		08/26/2022		6,246											15
1056198	Peoria	AZ		08/26/2022		13,796											44
1056219	Waxahachie	TX		08/26/2022		8,802											26
1056222	Matteson	IL		08/26/2022		5,321											19
1056226	New Chicago	IN		08/26/2022		4,975											17
1056246	Rome	GA		08/26/2022		7,384											26
1056260	Newnan	GA		08/26/2022		8,278											31
1056261	Allentown	PA		08/26/2022		4,987											14
1056263	Memphis	TN		08/26/2022		3,817											11
1056285	Memphis	TN		08/26/2022		3,818											12
1056291	Norfolk	VA		08/26/2022		11,279											34

E02.33

STATEMENT AS OF JUNE 30, 2023 OF THE First Allmerica Financial Life Insurance Company

**SCHEDULE B - PART 3**

Showing All Mortgage Loans DISPOSED, Transferred or Repaid During the Current Quarter

1 Loan Number	Location		4 Loan Type	5 Date Acquired	6 Disposal Date	7 Book Value/ Recorded Investment Excluding Accrued Interest Prior Year	Change in Book Value/Recorded Investment					14 Book Value/ Recorded Investment Excluding Accrued Interest on Disposal	15 Consid- eration	16 Foreign Exchange Gain (Loss) on Disposal	17 Realized Gain (Loss) on Disposal	18 Total Gain (Loss) on Disposal	
	2 City	3 State					8 Unrealized Valuation Increase (Decrease)	9 Current Year's (Amortization) /Accretion	10 Current Year's Other- Than- Temporary Impairment Recognized	11 Capitalized Deferred Interest and Other	12 Total Change in Book Value (8+9-10+11)						13 Total Foreign Exchange Change in Book Value
1056297	Reading	PA		08/26/2022		9,726											28
1056310	Houston	TX		08/26/2022		7,611											22
1056312	Grain Valley	MO		08/26/2022		5,171											18
1056331	Dublin	OH		08/26/2022		12,155											35
1056332	Tuscaloosa	AL		08/26/2022		7,082											24
1056335	Cranston	RI		08/26/2022		14,687											41
1056282	Philadelphia	PA		08/26/2022		4,858											12
1056288	North Port	FL		08/26/2022		13,069											44
1056295	Greeley	CO		08/26/2022		18,143											64
1056307	Indianapolis	IN		08/26/2022		4,746											12
1056326	Lubbock	TX		08/26/2022		6,914											25
1056327	Racine	WI		08/26/2022		4,947											46
1056328	Albuquerque	NM		08/26/2022		15,558											45
1056333	Lubbock	TX		08/26/2022		10,710											35
1076088	Tempe	AZ		04/27/2023													37
1066476	Warner Robins	GA		11/22/2022		31,852											69
1066484	Atlanta	GA		11/22/2022		107,828											219
1066489	Pensacola	FL		11/22/2022		26,577											49
1066493	Austin	TX		11/22/2022		71,865											161
1076137	Sacramento	CA		04/27/2023													21,625
1076138	South Plainfield	NJ		04/27/2023													24
1056180	Richton Park	IL		08/26/2022		6,229											16
1056186	Albuquerque	NM		08/26/2022		5,853											21
1056189	Huntsville	AL		08/26/2022		7,167											26
1056190	Lake Station	IN		08/26/2022		4,007											13
1056195	Aurora	IL		08/26/2022		6,849											20
1056202	Calumet City	IL		08/26/2022		4,483											15
1056211	Dorchester	MA		08/26/2022		20,833											72
1056232	Hammond	IN		08/26/2022		6,119											21
1056239	Dickson City	PA		08/26/2022		4,810											19
1056248	Oshkosh	WI		08/26/2022		4,560											12
1056249	Topeka	KS		08/26/2022		9,325											31
1056256	Ocala	FL		08/26/2022		9,653											31
1056262	Sebastian	FL		08/26/2022		10,896											35
1056271	Anchorage	AK		08/26/2022		13,320											42
1056275	Aurora	IL		08/26/2022		6,585											18
1056281	Atlanta	GA		08/26/2022		11,418											36
1056309	Baltimore	MD		08/26/2022		9,922											30
1056315	Sun City West	AZ		08/26/2022		11,861											31
1056320	Odessa	TX		08/26/2022		10,160											36
1056340	Baltimore	MD		08/26/2022		5,994											16
1061533	Scottsdale	AZ		10/26/2022		243,254											1,215
1061539	Jenison	MI		10/26/2022		57,245											14,006
1061544	Galveston	TX		10/26/2022		67,867											174
1061545	Mesa	AZ		10/26/2022		52,906											140
1061546	Gulf Shores	AL		10/26/2022		92,939											239
1061549	Sevierville	TN		10/26/2022		202,020											490
1061566	Ocean Springs	MS		10/26/2022		50,044											112
1076072	Bakersfield	CA		04/27/2023													17

E02.34

STATEMENT AS OF JUNE 30, 2023 OF THE First Allmerica Financial Life Insurance Company

**SCHEDULE B - PART 3**

Showing All Mortgage Loans DISPOSED, Transferred or Repaid During the Current Quarter

1 Loan Number	Location		4 Loan Type	5 Date Acquired	6 Disposal Date	7 Book Value/ Recorded Investment Excluding Accrued Interest Prior Year	Change in Book Value/Recorded Investment					14 Book Value/ Recorded Investment Excluding Accrued Interest on Disposal	15 Consid- eration	16 Foreign Exchange Gain (Loss) on Disposal	17 Realized Gain (Loss) on Disposal	18 Total Gain (Loss) on Disposal	
	2 City	3 State					8 Unrealized Valuation Increase (Decrease)	9 Current Year's (Amortization) /Accretion	10 Current Year's Other- Than- Temporary Impairment Recognized	11 Capitalized Deferred Interest and Other	12 Total Change in Book Value (8+9-10+11)						13 Total Foreign Exchange Change in Book Value
1076073	Atlanta	GA		04/27/2023												127	
1076083	Nashville	TN		04/27/2023												55	
1076086	Tucson	AZ		04/27/2023												72	
1066471	El Mirage	AZ		11/22/2022		60,649										102	
1066481	South Kingstown	RI		11/22/2022		85,184										162	
1066494	Baltimore	MD		11/22/2022		36,957										85	
1066497	Powell	WY		11/22/2022		37,750										92	
1066499	Fox Island	WA		11/22/2022		250,162										806	
1066500	Brockton	MA		11/22/2022		79,713										200	
1074113	Riverside	CA		03/28/2023		68,489										136	
1056185	Chicago	IL		08/26/2022		5,248										19	
1056188	Rocklin	CA		08/26/2022		18,124										56	
1056197	Darby	PA		08/26/2022		5,757										13	
1056199	Merrillville	IN		08/26/2022		4,919										16	
1056205	Manor	PA		08/26/2022		3,644										10	
1056209	Wausau	WI		08/26/2022		4,190										11	
1056228	Charlotte	NC		08/26/2022		8,994										27	
1056235	Wasilla	AK		08/26/2022		17,642										56	
1056236	Wilmington	DE		08/26/2022		13,022										36	
1056269	Memphis	TN		08/26/2022		3,643										10	
1056270	Bartlett	TN		08/26/2022		8,679										25	
1056277	Richmond	VA		08/26/2022		4,368										12	
1056284	Lubbock	TX		08/26/2022		10,710										35	
1056290	Killeen	TX		08/26/2022		4,711										11	
1056298	Indianapolis	IN		08/26/2022		10,745										31	
1056306	Camillus	NY		08/26/2022		16,557										44	
1056316	Little Rock	AR		08/26/2022		9,096										32	
1056317	Pottstown	PA		08/26/2022		4,324										11	
1056329	Lubbock	TX		08/26/2022		6,618										17	
1056337	Hopewell	VA		08/26/2022		5,025										13	
1056339	Memphis	TN		08/26/2022		7,486										22	
1056201	Columbus	OH		08/26/2022		7,100										22	
1056204	Fort Worth	TX		08/26/2022		8,269										30	
1056210	Indianapolis	IN		08/26/2022		11,879										31	
1056237	Baldwinsville	NY		08/26/2022		8,285										38	
1056241	Chesteron	IN		08/26/2022		10,847										35	
1056243	Bronx	NY		08/26/2022		32,746										159	
1056251	Milwaukee	WI		08/26/2022		8,748										24	
1056255	Miamisburg	OH		08/26/2022		4,715										20	
1056258	Philadelphia	PA		08/26/2022		7,392										22	
1056267	Oklahoma City	OK		08/26/2022		8,211										21	
1056276	San Antonio	TX		08/26/2022		21,770										82	
1056278	Clarksville	TN		08/26/2022		7,733										21	
1056279	Davenport	FL		08/26/2022		20,441										101	
1056283	Harper Woods	MI		08/26/2022		2,917										10	
1056286	Wilmington	DE		08/26/2022		10,938										26	
1056292	Wilmington	DE		08/26/2022		7,381										19	
1056300	Philadelphia	PA		08/26/2022		10,922										36	
1056319	Hampton	VA		08/26/2022		3,817										11	

E02.35

STATEMENT AS OF JUNE 30, 2023 OF THE First Allmerica Financial Life Insurance Company

**SCHEDULE B - PART 3**

Showing All Mortgage Loans DISPOSED, Transferred or Repaid During the Current Quarter

1 Loan Number	Location		4 Loan Type	5 Date Acquired	6 Disposal Date	7 Book Value/ Recorded Investment Excluding Accrued Interest Prior Year	Change in Book Value/Recorded Investment					14 Book Value/ Recorded Investment Excluding Accrued Interest on Disposal	15 Consid- eration	16 Foreign Exchange Gain (Loss) on Disposal	17 Realized Gain (Loss) on Disposal	18 Total Gain (Loss) on Disposal	
	2 City	3 State					8 Unrealized Valuation Increase (Decrease)	9 Current Year's (Amortization) /Accretion	10 Current Year's Other- Than- Temporary Impairment Recognized	11 Capitalized Deferred Interest and Other	12 Total Change in Book Value (8+9-10+11)						13 Total Foreign Exchange Change in Book Value
1056322	Cincinnati	OH		08/26/2022		6,421											17
1056323	Fort Worth	TX		08/26/2022		5,448											19
1056325	Chester	PA		08/26/2022		3,504											6
1056330	Fresno	CA		08/26/2022		11,833											37
1056338	Palm Coast	FL		08/26/2022		15,232											49
1080363	Edmonds	WA		05/15/2023													79
1080365	Caledonia	MI		05/15/2023													42
1080177	Brentwood	CA		05/15/2023													30
1080178	Menifee	CA		05/15/2023													73
1056216	Richton Park	IL		08/26/2022		5,952											17
1056155	South Chesterfield	VA		08/26/2022		4,907											62
1067206	Charleston	SC		12/22/2022		230,167											805
1067210	Pensacola	FL		12/22/2022		57,685											200
1067217	Carnelian Bay	CA		12/22/2022		53,638											1,493
1061537	Boyer City	MI		10/26/2022		40,428											84
1061554	Corpus Christi	TX		10/26/2022		36,899											101
1061560	Buckeye	AZ		10/26/2022		20,475											59
1061563	Memphis	TN		10/26/2022		23,587											31
1061565	Sevierville	TN		10/26/2022		211,696											497
1066485	Palm Harbor	FL		11/22/2022		177,240											384
1066498	Akron	OH		11/22/2022		31,033											64
1066501	Pueblo	CO		11/22/2022		52,201											108
1066509	Cleburne	TX		11/22/2022		32,744											78
1076093	San Jose	CA		04/27/2023													76
1056217	Aurora	IL		08/26/2022		6,536											22
1056227	Pennsville	NJ		08/26/2022		5,437											19
1056231	New Albany	IN		08/26/2022		8,813											26
1056242	Topeka	KS		08/26/2022		9,314											31
1056259	Hagerstown	MD		08/26/2022		3,649											10
1056280	Loveland	CO		08/26/2022		16,068											54
1056287	Philadelphia	PA		08/26/2022		11,824											40
1056294	Philadelphia	PA		08/26/2022		13,060											47
1056296	Muskegon	MI		08/26/2022		6,353											22
1056302	York	PA		08/26/2022		8,304											39
1056304	Lubbock	TX		08/26/2022		13,098											36
1056305	Bremerton	WA		08/26/2022		15,463											52
1056308	Hallandale Beach	FL		08/26/2022		8,725											490
1056318	Tacoma	WA		08/26/2022		12,769											35
1056334	Metairie	LA		08/26/2022		4,977											11
1061559	Denver	CO		10/26/2022		76,800											282
1076074	Payson	AZ		04/27/2023													16
1076080	Phoenix	AZ		04/27/2023													26
1076084	Doral	FL		04/27/2023													29
1066470	Madeira Beach	FL		11/22/2022		97,365											238
1066472	Clermont	FL		11/22/2022		77,069											159
1066473	Warner Robins	GA		11/22/2022		19,522											42
1066474	Bonaire	GA		11/22/2022		37,066											80
1066482	Port Richey	FL		11/22/2022		42,542											88
1066490	Pensacola	FL		11/22/2022		26,577											49

STATEMENT AS OF JUNE 30, 2023 OF THE First Allmerica Financial Life Insurance Company

**SCHEDULE B - PART 3**

Showing All Mortgage Loans DISPOSED, Transferred or Repaid During the Current Quarter

1 Loan Number	2 Location		4 Loan Type	5 Date Acquired	6 Disposal Date	7 Book Value/ Recorded Investment Excluding Accrued Interest Prior Year	Change in Book Value/Recorded Investment					14 Book Value/ Recorded Investment Excluding Accrued Interest on Disposal	15 Consid- eration	16 Foreign Exchange Gain (Loss) on Disposal	17 Realized Gain (Loss) on Disposal	18 Total Gain (Loss) on Disposal
	2 City	3 State					8 Unrealized Valuation Increase (Decrease)	9 Current Year's (Amortization) /Accretion	10 Current Year's Other- Than- Temporary Impairment Recognized	11 Capitalized Deferred Interest and Other	12 Total Change in Book Value (8+9-10+11)					
1066507	Ft Lauderdale	FL		11/22/2022		95,760								262		
1076090	Chatsworth	CA		04/27/2023										50		
1076135	Boynton Beach	FL		04/27/2023										51		
1076136	Georgetown	TX		04/27/2023										35		
1080412	Erie	CO		05/15/2023										38		
1080175	Lake Forest	CA		05/15/2023										21		
1061570	Sevierville	TN		10/26/2022		84,599								180		
1080367	Maitland	FL		05/15/2023										44		
1080408	Gatlinburg	TN		05/15/2023										52		
1061569	Grand Prairie	TX		10/26/2022		60,549								149		
1061571	Sevierville	TN		10/26/2022		306,855								739		
1061573	Detroit	MI		10/26/2022		19,244								46		
1056184	Charlotte	NC		08/26/2022		9,410								46		
1056212	Bridgeport	CT		08/26/2022		15,374								50		
1056225	Hazel Crest	IL		08/26/2022		5,466								14		
1056240	Worcester	MA		08/26/2022		25,249								71		
1056247	Philadelphia	PA		08/26/2022		9,752								33		
1056250	St Louis	MO		08/26/2022		5,822								15		
1056257	Memphis	TN		08/26/2022		9,124								33		
1056274	Ocala	FL		08/26/2022		20,145								64		
1056289	Cortland	NY		08/26/2022		4,862								19		
1056299	Rossville	GA		08/26/2022		6,781								21		
1056303	Beloit	WI		08/26/2022		5,729								12		
1056313	San Rafael	CA		08/26/2022		16,984								54		
1068690	Evanston	IL		04/18/2023										107		
1068696	Leander	TX		04/18/2023										12		
1068701	Austin	TX		04/18/2023										44		
1061567	Mesa	AZ		10/26/2022		87,049								199		
1061576	Gold Canyon	AZ		10/26/2022		732,348								1,205		
1067207	Naples	FL		12/22/2022		72,202								112		
1068681	Honolulu	HI		04/18/2023										195		
1068697	Virginia Beach	VA		04/18/2023										262		
1068702	Sevierville	TN		04/18/2023										74		
1067174	Annapolis	MD		12/22/2022		86,904								230		
1061575	Charleston	WV		10/26/2022		52,382								116		
1067215	Vacaville	CA		12/22/2022		41,756								58		
1068685	Fernandina Beach	FL		04/18/2023										96		
1068687	Hatteras	NC		04/18/2023										54		
1068693	Newark	CA		04/18/2023										101		
1068695	Las Vegas	NV		04/18/2023										46		
1068686	Tampa	FL		04/18/2023										32		
1068698	Clearwater	FL		04/18/2023										45		
1068706	Woodstock	GA		04/18/2023										34		
1068691	Avon	NC		04/18/2023										103		
1068704	Galveston	TX		04/18/2023										15		
1061574	Detroit	MI		10/26/2022		23,092								56		
1067205	Panama City Beach	FL		12/22/2022		108,474								385		
1067218	Daly City	CA		12/22/2022		251,850								346		
1061572	Baltimore	MD		10/26/2022		29,973								69		

E02.37

STATEMENT AS OF JUNE 30, 2023 OF THE First Allmerica Financial Life Insurance Company

**SCHEDULE B - PART 3**

Showing All Mortgage Loans DISPOSED, Transferred or Repaid During the Current Quarter

1 Loan Number	2 Location		4 Loan Type	5 Date Acquired	6 Disposal Date	7 Book Value/ Recorded Investment Excluding Accrued Interest Prior Year	8 Change in Book Value/Recorded Investment					14 Book Value/ Recorded Investment Excluding Accrued Interest on Disposal	15 Consid- eration	16 Foreign Exchange Gain (Loss) on Disposal	17 Realized Gain (Loss) on Disposal	18 Total Gain (Loss) on Disposal	
	2 City	3 State					8 Unrealized Valuation Increase (Decrease)	9 Current Year's (Amortization) /Accretion	10 Current Year's Other- Than- Temporary Impairment Recognized	11 Capitalized Deferred Interest and Other	12 Total Change in Book Value (8+9-10+11)						13 Total Foreign Exchange Change in Book Value
1068680	Destin	FL		04/18/2023													119
1068689	San Antonio	TX		04/18/2023													11
1067214	Hopewell	VA		12/22/2022		46,568											50
1067216	Mesa	AZ		12/22/2022		101,410											187
1074160	Powhatan	VA		03/28/2023		53,535											94
1068710	Madison	WI		04/18/2023													49
1068711	Chicago	IL		04/18/2023													13
1068719	Pigeon Forge	TN		04/18/2023													36
1068721	Big Bear Lake	CA		04/18/2023													38
1068724	Seattle	WA		04/18/2023													65
1068743	Denver	NC		04/18/2023													89
1069503	Salt Lake City	UT		02/24/2023		40,856											68
1069524	Fennville	MI		02/24/2023		71,670											117
1069646	Shoreline	WA		02/24/2023		106,880											232
1069469	Marathon	FL		02/23/2023		15,003											26
1069470	Round Rock	TX		02/23/2023		38,161											87
1067188	North Myrtle Beach	SC		12/22/2022		55,490											120
1067196	Chelsea	MA		12/22/2022		175,475											359
1074114	Studio City	CA		03/28/2023		51,213											81
1069522	Landers	CA		02/24/2023		27,719											27
1069643	Ashburn	VA		02/24/2023		65,801											133
1069648	Loxahatchee	FL		02/24/2023		116,978											217
1068683	Pigeon Forge	TN		04/18/2023													44
1068684	Albuquerque	NM		04/18/2023													39
1068692	Sevierville	TN		04/18/2023													45
1068694	Oak Island	NC		04/18/2023													48
1068705	Bountiful	UT		04/18/2023													24
1067211	Ocala	FL		12/22/2022		63,676											263
1069455	Spokane	WA		02/23/2023		20,703											37
1069458	Spring	TX		02/23/2023		13,468											19
1067179	Spring	TX		12/22/2022		25,671											56
1067186	Kaaawa	HI		12/22/2022		565,704											1,047
1067193	Swannanoa	NC		12/22/2022		98,317											201
1067194	Vero Beach	FL		12/22/2022		62,999											156
1068716	Oceanside	CA		04/18/2023													111
1068742	Pacific Beach	WA		04/18/2023													169
1069508	Richland Center	WI		02/24/2023		18,984											148
1069514	Mocksville	NC		02/24/2023		67,443											692
1069516	Jacksonville	FL		02/24/2023		18,225											31
1069645	Ocala	FL		02/24/2023		25,983											56
1069647	Denver	CO		02/24/2023		127,702											414
1069650	Miami Beach	FL		02/24/2023		81,497											141
1074117	Thornton	CO		03/28/2023		58,082											76
1074159	Lambertville	MI		03/28/2023		34,847											43
1068708	Salt Lake City	UT		04/18/2023													26
1068709	Salt Lake City	UT		04/18/2023													30
1068733	Quincy	MA		04/18/2023													51
1069507	Marietta	GA		02/24/2023		81,191											7,322
1069523	Horizon City	TX		02/24/2023		31,863											40

STATEMENT AS OF JUNE 30, 2023 OF THE First Allmerica Financial Life Insurance Company

**SCHEDULE B - PART 3**

Showing All Mortgage Loans DISPOSED, Transferred or Repaid During the Current Quarter

1 Loan Number	2 Location		4 Loan Type	5 Date Acquired	6 Disposal Date	7 Book Value/ Recorded Investment Excluding Accrued Interest Prior Year	Change in Book Value/Recorded Investment					14 Book Value/ Recorded Investment Excluding Accrued Interest on Disposal	15 Consid- eration	16 Foreign Exchange Gain (Loss) on Disposal	17 Realized Gain (Loss) on Disposal	18 Total Gain (Loss) on Disposal	
	2 City	3 State					8 Unrealized Valuation Increase (Decrease)	9 Current Year's (Amortization) /Accretion	10 Current Year's Other- Than- Temporary Impairment Recognized	11 Capitalized Deferred Interest and Other	12 Total Change in Book Value (8+9-10+11)						13 Total Foreign Exchange Change in Book Value
1069556	Merced	CA		02/24/2023		58,145											113
1068712	San Pedro	CA		04/18/2023													22
1068713	Los Angeles	CA		04/18/2023													64
1055861	Overgaard	AZ		08/26/2022		9,257											40
1055862	Murphy	NC		08/26/2022		21,640											55
1074116	Bryson City	NC		03/28/2023		111,462											204
1074161	Des Moines	WA		03/28/2023		50,494											50
1074162	Brighton	MI		03/28/2023		34,985											20
1068707	Salt Lake City	UT		04/18/2023													46
1068718	Kirkland	WA		04/18/2023													44
1068725	Hollister	CA		04/18/2023													53
1068731	Berwick	ME		04/18/2023													11
1068734	Valatie	NY		04/18/2023													28
1069652	Van Alstyne	TX		02/24/2023		221,619											399
1069654	Delavan	WI		02/24/2023		12,750											46
1069521	Vallejo	CA		02/24/2023		79,490											149
1068715	Afton	MINN.		04/18/2023													76
1068723	Austin	TX		04/18/2023													43
1068727	San Diego	CA		04/18/2023													140
1068728	Austin	TX		04/18/2023													58
1068729	Independence	MO		04/18/2023													22
1068737	Granite Bay	CA		04/18/2023													17
1069517	Knights Landing	CA		02/24/2023		60,032											96
1069518	Richmond	TX		02/24/2023		19,263											34
1068682	Austin	TX		04/18/2023													59
1068699	Chicago	IL		04/18/2023													66
1068700	Orange Park	FL		04/18/2023													320
1068730	Joshua Tree	CA		04/18/2023													42
1068732	Destin	FL		04/18/2023													40
1069450	Pocono Lake	PA		02/23/2023		17,015											42
1069462	New Rochelle	NY		02/23/2023		18,540											33
1069464	The Colony	TX		02/23/2023		16,510											30
1067181	Cleveland	OH		12/22/2022		24,096											41
1067185	Sarasota	FL		12/22/2022		202,514											231
1069459	Phoenix	AZ		02/23/2023		11,727											20
1069486	Oakland	CA		02/24/2023		185,490											225
1067177	Centerville	GA		12/22/2022		40,076											87
1067183	Sarasota	FL		12/22/2022		246,830											493
1067195	Vero Beach	FL		12/22/2022		61,199											152
1067199	Baltimore	MD		12/22/2022		35,999											67
1069451	Port Orange	FL		02/23/2023		15,954											39
1069460	Davenport	FL		02/23/2023		31,147											41
1069463	New Rochelle	NY		02/23/2023		18,540											33
1067178	Tyngsborough	MA		12/22/2022		120,469											1,129
1067182	McKees Rocks	PA		12/22/2022		30,880											56
1067190	New Orleans	LA		12/22/2022		86,401											317
1067192	Mineral Bluff	GA		12/22/2022		98,274											203
1067201	Bakersfield	CA		12/22/2022		25,031											43
1067202	Atlanta	GA		12/22/2022		39,287											69

STATEMENT AS OF JUNE 30, 2023 OF THE First Allmerica Financial Life Insurance Company

**SCHEDULE B - PART 3**

Showing All Mortgage Loans DISPOSED, Transferred or Repaid During the Current Quarter

1 Loan Number	2 Location		4 Loan Type	5 Date Acquired	6 Disposal Date	7 Book Value/ Recorded Investment Excluding Accrued Interest Prior Year	8 Change in Book Value/Recorded Investment						14 Book Value/ Recorded Investment Excluding Accrued Interest on Disposal	15 Consid- eration	16 Foreign Exchange Gain (Loss) on Disposal	17 Realized Gain (Loss) on Disposal	18 Total Gain (Loss) on Disposal
	2 City	3 State					8 Unrealized Valuation Increase (Decrease)	9 Current Year's (Amortization) /Accretion	10 Current Year's Other- Than- Temporary Impairment Recognized	11 Capitalized Deferred Interest and Other	12 Total Change in Book Value (8+9-10+11)	13 Total Foreign Exchange Change in Book Value					
1069454	Alburtis	PA		02/23/2023		13,255								562			
1069461	New Rochelle	NY		02/23/2023		24,720								44			
1069482	Laguna Beach	CA		02/24/2023		287,414								573			
1067175	Ponca City	OK		12/22/2022		49,543								95			
1067184	Ozone Park	NY		12/22/2022		155,917								327			
1067189	Phoenix	AZ		12/22/2022		87,332								204			
1067200	Los Angeles	CA		12/22/2022		100,302								187			
1069457	Ogden	UT		02/23/2023		18,973								36			
1069465	Davenport	FL		02/23/2023		12,602								24			
1069468	Miramar Beach	FL		02/23/2023		184,693								262			
1069476	Flagstaff	AZ		02/24/2023		42,662								117			
1069477	Pierceton	IN		02/24/2023		20,218								29			
1067176	Palm Beach	FL		12/22/2022		333,934								760			
1067197	Mesa	AZ		12/22/2022		47,563								101			
1067203	Modesto	CA		12/22/2022		81,396								211			
1069466	Saint Cloud	FL		02/23/2023		12,958								30			
1069474	Wake Forest	NC		02/24/2023		66,150								74			
1069475	Brick	NJ		02/24/2023		46,415								127			
1067198	Leesburg	GA		12/22/2022		69,425								132			
1067204	Brandon	FL		12/22/2022		30,774								42			
1076655	Lake Havasu City	AZ		04/21/2023										322			
1074630	Ocoee	FL		04/28/2023										76			
1074666	Centennial	CO		04/28/2023										54,195			
1074668	Erwin	NC		04/28/2023										15			
1076628	Miami	FL		04/21/2023										257			
1076637	Troy	NY		04/21/2023										19			
1076655	Hagerstown	MD		04/21/2023										22			
1080366	Northridge	CA		05/15/2023										92			
1080174	Chevy Chase	MD		05/15/2023										122			
1076645	Springfield	MO		04/21/2023										15			
1076649	Plantation	FL		04/21/2023										96			
1076652	Lakeland	FL		04/21/2023										31			
1076656	Carlisle	PA		04/21/2023										18			
1074158	Catasauqua	PA		03/28/2023		54,224								55			
1068717	Oceanside	CA		04/18/2023										131			
1068720	St Charles	IL		04/18/2023										16			
1068726	Buena Park	CA		04/18/2023										44			
1068736	Ocala	FL		04/18/2023										19			
1074665	Lake Worth	FL		04/28/2023										71			
1076629	Troy	NY		04/21/2023										25			
1076648	Henderson	NV		04/21/2023										33			
1076650	Bronx	NY		04/21/2023										258			
1076653	Orlando	FL		04/21/2023										61			
1076662	Los Angeles	CA		04/21/2023										664			
1085902	Dallas	TX		05/25/2023										20			
1074635	Arcadia	CA		04/28/2023										401			
1074638	Smyrna	GA		04/28/2023										27			
1085869	Salley	SC		05/25/2023										13			
1085872	Glenville	NC		05/25/2023										20			

E02.40



STATEMENT AS OF JUNE 30, 2023 OF THE First Allmerica Financial Life Insurance Company

**SCHEDULE B - PART 3**

Showing All Mortgage Loans DISPOSED, Transferred or Repaid During the Current Quarter

1 Loan Number	2 Location		4 Loan Type	5 Date Acquired	6 Disposal Date	7 Book Value/ Recorded Investment Excluding Accrued Interest Prior Year	Change in Book Value/Recorded Investment					14 Book Value/ Recorded Investment Excluding Accrued Interest on Disposal	15 Consid- eration	16 Foreign Exchange Gain (Loss) on Disposal	17 Realized Gain (Loss) on Disposal	18 Total Gain (Loss) on Disposal	
	2 City	3 State					8 Unrealized Valuation Increase (Decrease)	9 Current Year's (Amortization) /Accretion	10 Current Year's Other- Than- Temporary Impairment Recognized	11 Capitalized Deferred Interest and Other	12 Total Change in Book Value (8+9-10+11)						13 Total Foreign Exchange Change in Book Value
1085877	Pittstown	NJ		05/25/2023												23	
1085878	Santa Monica	CA		05/25/2023												61	
1085894	Shadow Hills	CA		05/25/2023												44	
1085896	Toledo	OH		05/25/2023												8	
1085999	Tarzana	CA		05/25/2023												15	
1086013	Pasadena	CA		05/25/2023												67	
1080406	Fort Worth	TX		05/15/2023												179	
1076667	Redlands	CA		04/21/2023												615	
1076630	Troy	NY		04/21/2023												40	
1076651	Bronx	NY		04/21/2023												76	
1076659	Fort Lauderdale	FL		04/21/2023												633	
1076663	Naples	FL		04/21/2023												153	
1085899	San Antonio	TX		05/25/2023												16	
1085903	Naples	FL		05/25/2023												48	
1080419	Roanoke	TX		05/15/2023												204	
1080422	Rose Valley	PA		05/15/2023												444	
1080429	Chicago	IL		05/15/2023												34	
1080431	Sorrento	FL		05/15/2023												81	
1080435	Newburgh	IN		05/15/2023												42	
1080437	Gilbert	AZ		05/15/2023												63	
1080446	Houston	TX		05/15/2023												139	
1068572	Lahaina	HI		01/26/2023		60,709										182	
1068579	Kissimmee	FL		01/26/2023		10,106										36	
1068584	Denair	CA		01/26/2023		23,466										35	
1068597	Akron	OH		01/26/2023		7,999										23	
1068601	Northridge	CA		01/26/2023		22,888										84	
1068620	East Point	GA		01/26/2023		32,491										41	
1068622	Walnut	CA		01/26/2023		94,338										135	
1068623	Houston	TX		01/26/2023		9,445										13	
1080180	Plainfield	NJ		05/15/2023												16	
1080181	Chicago	IL		05/15/2023												180	
1080195	West Palm Beach	FL		05/15/2023												15	
1080217	San Diego	CA		05/15/2023												58	
1080426	Princeton	NJ		05/15/2023												54	
1080432	Millsboro	DE		05/15/2023												66	
1080434	Austin	TX		05/15/2023												63	
1080439	Orlando	FL		05/15/2023												60	
1080442	Green Bay	WI		05/15/2023												56	
1074085	Cincinnati	OH		03/28/2023		13,713										15	
1080413	Inlet Beach	FL		05/15/2023												42	
1080416	Scotts Valley	CA		05/15/2023												168	
1080421	Minneapolis	MN		05/15/2023												58	
1080428	Pleasant Grove	UT		05/15/2023												112	
1080433	Pleasant Grove	UT		05/15/2023												68	
1080403	Coral Gables	FL		05/15/2023												89	
1080405	Henderson	NV		05/15/2023												76	
1080407	Simi Valley	CA		05/15/2023												697	
1076666	Bronx	NY		04/21/2023												31	
1074641	El Cajon	CA		04/28/2023												746	

E02.41

STATEMENT AS OF JUNE 30, 2023 OF THE First Allmerica Financial Life Insurance Company

**SCHEDULE B - PART 3**

Showing All Mortgage Loans DISPOSED, Transferred or Repaid During the Current Quarter

1 Loan Number	2 Location		4 Loan Type	5 Date Acquired	6 Disposal Date	7 Book Value/ Recorded Investment Excluding Accrued Interest Prior Year	Change in Book Value/Recorded Investment					14 Book Value/ Recorded Investment Excluding Accrued Interest on Disposal	15 Consid- eration	16 Foreign Exchange Gain (Loss) on Disposal	17 Realized Gain (Loss) on Disposal	18 Total Gain (Loss) on Disposal	
	2 City	3 State					8 Unrealized Valuation Increase (Decrease)	9 Current Year's (Amortization) /Accretion	10 Current Year's Other- Than- Temporary Impairment Recognized	11 Capitalized Deferred Interest and Other	12 Total Change in Book Value (8+9-10+11)						13 Total Foreign Exchange Change in Book Value
1076635	Troy	NY		04/21/2023													20
1076644	Hagerstown	MD		04/21/2023													17
1076664	Redford	MI		04/21/2023													22
1080364	Brooklyn	NY		05/15/2023													93
1074622	Wyoming	MI		04/28/2023													23
1074634	Glendale	CA		04/28/2023													218
1085882	Port St. Lucie	FL		05/25/2023													39
1085904	Holladay	UT		05/25/2023													24
1085912	Orange Beach	AL		05/25/2023													11
1085925	Dewey Beach	DE		05/25/2023													61
1085942	Paso Robles	CA		05/25/2023													25
1085959	Chandler	AZ		05/25/2023													21
1086000	Ocean City	MD		05/25/2023													8
1066467	San Antonio	TX		11/22/2022		104,713											307
1074084	Jacksonville	FL		03/28/2023		19,642											47
1074090	Las Vegas	NV		03/28/2023		20,172											35
1074093	Flushing	NY		03/28/2023		74,830											104
1074096	Massapequa Park	NY		03/28/2023		48,642											50
1074098	Town Of Tonawanda	NY		03/28/2023		21,879											21
1074102	Endicott	NY		03/28/2023		13,560											10
1074106	San Diego	CA		03/28/2023		71,872											105
1074109	Portland	OR		03/28/2023		25,235											34
1074636	Los Alamitos	CA		04/28/2023													207
1074643	Upland	CA		04/28/2023													94
1074647	Telford	PA		04/28/2023													79
1085883	San Diego	CA		05/25/2023													27
1085895	Huntington Beach	CA		05/25/2023													64
1066496	Saint Louis	MO		11/22/2022		28,771											61
1066505	Port Richey	FL		11/22/2022		40,076											83
1074077	Garland	TX		03/28/2023		27,784											24
1074571	Beaverton	OR		03/29/2023		11,475											25
1074575	Great Neck	NY		03/29/2023		59,909											151
1074409	Southold	NY		03/29/2023		27,794											47
1074573	Brooklyn	NY		03/29/2023		58,126											289
1077401	Troy	NY		05/03/2023													32
1080418	Washburn	TN		05/15/2023													40
1080425	Durham	CA		05/15/2023													135
1080441	Fairfield	CT		05/15/2023													59
1077410	Bend	OR		05/03/2023													426
1077418	Honolulu	HI		05/03/2023													188
1077419	Lake Stevens	WA		05/03/2023													155
1077422	Homestead	FL		05/03/2023													884
1077432	Palm Harbor	FL		05/03/2023													66
1074442	Spring	TX		03/29/2023		29,663											24
1074445	Queen Creek	AZ		03/29/2023		52,984											79
1074576	Malibu Area	CA		03/29/2023		101,749											350
1074582	Kihei	HI		03/29/2023		32,018											1,500
1074593	Kingsland	GA		03/29/2023		9,086											12
1074598	Decatur	GA		03/29/2023		70,244											101

E02.42

STATEMENT AS OF JUNE 30, 2023 OF THE First Allmerica Financial Life Insurance Company

**SCHEDULE B - PART 3**

Showing All Mortgage Loans DISPOSED, Transferred or Repaid During the Current Quarter

1 Loan Number	Location		4 Loan Type	5 Date Acquired	6 Disposal Date	7 Book Value/ Recorded Investment Excluding Accrued Interest Prior Year	Change in Book Value/Recorded Investment					14 Book Value/ Recorded Investment Excluding Accrued Interest on Disposal	15 Consid- eration	16 Foreign Exchange Gain (Loss) on Disposal	17 Realized Gain (Loss) on Disposal	18 Total Gain (Loss) on Disposal
	2 City	3 State					8 Unrealized Valuation Increase (Decrease)	9 Current Year's (Amortization) /Accretion	10 Current Year's Other- Than- Temporary Impairment Recognized	11 Capitalized Deferred Interest and Other	12 Total Change in Book Value (8+9-10+11)					
1074611	Indialantic	FL		03/29/2023		30,598								49		
1074612	Destin	FL		03/29/2023		18,164								22		
1074623	Vancouver	WA		04/28/2023										180		
1074624	Seffner	FL		04/28/2023										27		
1074626	Manor	TX		04/28/2023										72		
1074627	Los Angeles	CA		04/28/2023										293		
1085875	Bridgeview	IL		05/25/2023										8		
1085884	Whittier	CA		05/25/2023										161		
1085891	Milpitas	CA		05/25/2023										71		
1085935	Miami	FL		05/25/2023										11		
1085941	Burbank	CA		05/25/2023												
1085952	Malibu	CA		05/25/2023										65		
1086001	Albuquerque	NM		05/25/2023										10		
1077399	Savannah	GA		05/03/2023										27		
1074631	Cape Coral	FL		04/28/2023										28		
1074640	Palm Desert	CA		04/28/2023										26		
1076647	Philadelphia	PA		04/21/2023										41		
1076660	Hagerstown	MD		04/21/2023										25		
1076661	Palm Bay	FL		04/21/2023										61		
1080423	Reno	NV		05/15/2023										83		
1080430	Forest Hills	NY		05/15/2023										51		
1080436	San Diego	CA		05/15/2023										63		
1080444	Atlanta	GA		05/15/2023										108		
1074081	McKinney	TX		03/28/2023		86,661								107		
1074099	Indianapolis	IN		03/28/2023		38,964								19		
1074110	Hawthorne	NJ		03/28/2023		39,816								47		
1074648	South Pasadena	FL		04/28/2023										33		
1085873	Hialeah	FL		05/25/2023										14		
1085888	Oakland	CA		05/25/2023										28		
1085909	Cockeysville	MD		05/25/2023										19		
1085915	Waianae	HI		05/25/2023										13		
1085958	Myrtle Beach	SC		05/25/2023										6		
1086002	Lawrenceburg	KY		05/25/2023										5		
1086014	Fairburn	GA		05/25/2023										18		
1076071	New Port Richey	FL		04/27/2023										10		
1076076	Miami Beach	FL		04/27/2023										21		
1066480	Denham Springs	LA		11/22/2022		41,420								90		
1066486	Phoenix	AZ		11/22/2022		51,305								136		
1066488	Pensacola	FL		11/22/2022		26,577								49		
1074618	Garden Grove	CA		04/28/2023										94		
1074653	Fort Lauderdale	FL		04/28/2023										48		
1077355	Brooklyn	NY		05/03/2023										564		
1077364	Panama City Beach	FL		05/03/2023										8		
1077376	Stockton	CA		05/03/2023										102		
1077390	West Columbia	TX		05/03/2023										68		
1077393	Lindenwold	NJ		05/03/2023										46		
1074415	Davenport	FL		03/29/2023		38,934								51		
1074422	Mesa	AZ		03/29/2023		39,212								58		
1074424	Frederick	MD		03/29/2023		18,424								33		

E02.43

STATEMENT AS OF JUNE 30, 2023 OF THE First Allmerica Financial Life Insurance Company

**SCHEDULE B - PART 3**

Showing All Mortgage Loans DISPOSED, Transferred or Repaid During the Current Quarter

1 Loan Number	Location		4 Loan Type	5 Date Acquired	6 Disposal Date	7 Book Value/ Recorded Investment Excluding Accrued Interest Prior Year	Change in Book Value/Recorded Investment					14 Book Value/ Recorded Investment Excluding Accrued Interest on Disposal	15 Consid- eration	16 Foreign Exchange Gain (Loss) on Disposal	17 Realized Gain (Loss) on Disposal	18 Total Gain (Loss) on Disposal
	2 City	3 State					8 Unrealized Valuation Increase (Decrease)	9 Current Year's (Amortization) /Accretion	10 Current Year's Other- Than- Temporary Impairment Recognized	11 Capitalized Deferred Interest and Other	12 Total Change in Book Value (8+9-10+11)					
1074570	Cartersville	GA		03/29/2023		11,226										16
1074583	Greenwich	CT		03/29/2023		51,842										98
1074584	Rancho Cucamonga	CA		03/29/2023		13,575										23
1074591	Timnath	CO		03/29/2023		35,372										47
1074600	Juno Beach	FL		03/29/2023		84,680										185
1074607	Duluth	GA		03/29/2023		15,054										37
1074609	Fowlerville	MI		03/29/2023		14,440										21
1080404	Miami	FL		05/15/2023												103
1074628	Springfield	VA		04/28/2023												83
1074629	Malaga	WA		04/28/2023												103
1074639	Ocean City	MD		04/28/2023												24
1076631	Troy	NY		04/21/2023												32
1076632	Albany	NY		04/21/2023												27
1076657	Boynton Beach	FL		04/21/2023												40
1076633	Albany	NY		04/21/2023												26
1076634	Troy	NY		04/21/2023												14
1076636	Troy	NY		04/21/2023												21
1076658	Harrisburg	PA		04/21/2023												19
1080415	Seattle	WA		05/15/2023												60
1074080	Marysville	CA		03/28/2023		31,642										
1074086	Hurricane	UT		03/28/2023		60,091										119
1074089	Magnolia	TX		03/28/2023		21,573										45
1074094	New York	NY		03/28/2023		63,590										77
1074097	Bethel	NY		03/28/2023		13,342										11
1074104	Baton Rouge	LA		03/28/2023		11,759										13
1074105	Leonia	NJ		03/28/2023		47,633										88
1074108	Carlsbad	CA		03/28/2023		67,458										135
1074111	Irving	TX		03/28/2023		33,441										630
1080410	Longboat Key	FL		05/15/2023												49
1080411	Sunnyvale	CA		05/15/2023												88
1080176	Weston	CT		05/15/2023												43
1074625	Columbia	SC		04/28/2023												88
1074633	Kansas City	MO		04/28/2023												79
1085868	Houston	TX		05/25/2023												17
1085870	Rancho Viejo	TX		05/25/2023												82
1085871	La Puente	CA		05/25/2023												18
1085957	St Petersburg	FL		05/25/2023												9
1085960	Park City	UT		05/25/2023												34
1085961	Palm Desert	CA		05/25/2023												60
1085995	Jacksonville	FL		05/25/2023												8
1086018	Ozone Park	NY		05/25/2023												
1086012	Napa	CA		05/25/2023												236
1074616	Pinehurst	TX		03/29/2023		13,633										20
1077362	Wesley Chapel	FL		05/03/2023												346
1077366	Spring City	TN		05/03/2023												204
1077371	Englewood	NJ		05/03/2023												151
1077382	Ocean City	NJ		05/03/2023												95
1077412	Kapaa	HI		05/03/2023												332
1077415	Breckenridge	CO		05/03/2023												218

E02.44

STATEMENT AS OF JUNE 30, 2023 OF THE First Allmerica Financial Life Insurance Company

**SCHEDULE B - PART 3**

Showing All Mortgage Loans DISPOSED, Transferred or Repaid During the Current Quarter

1 Loan Number	2 Location		4 Loan Type	5 Date Acquired	6 Disposal Date	7 Book Value/ Recorded Investment Excluding Accrued Interest Prior Year	Change in Book Value/Recorded Investment					14 Book Value/ Recorded Investment Excluding Accrued Interest on Disposal	15 Consid- eration	16 Foreign Exchange Gain (Loss) on Disposal	17 Realized Gain (Loss) on Disposal	18 Total Gain (Loss) on Disposal	
	2 City	3 State					8 Unrealized Valuation Increase (Decrease)	9 Current Year's (Amortization) /Accretion	10 Current Year's Other- Than- Temporary Impairment Recognized	11 Capitalized Deferred Interest and Other	12 Total Change in Book Value (8+9-10+11)						13 Total Foreign Exchange Change in Book Value
1077420	Arcadia	CA		05/03/2023												159	
1077428	Odessa	TX		05/03/2023												108	
1074412	Ossining	NY		03/29/2023		48,019										62	
1074413	Long Beach	CA		03/29/2023		50,058										74	
1074566	Miami	FL		03/29/2023		30,274										55	
1074579	Apache Junction	AZ		03/29/2023		34,880										106	
1074581	Nashville	TN		03/29/2023		44,237										90	
1074601	Miami	FL		03/29/2023		45,718										168	
1074602	Scottsdale	AZ		03/29/2023		24,714										111	
1068577	Miami Beach	FL		01/26/2023		14,832										60	
1068594	Cocoa Beach	FL		01/26/2023		57,295										125	
1068605	Thomaston	GA		01/26/2023		10,980										15	
1068607	Tomball	TX		01/26/2023		16,554										44	
1068613	Lawrenceville	GA		01/26/2023		16,203										29	
1068615	Rex	GA		01/26/2023		18,068										24	
1068616	Pigeon Forge	TN		01/26/2023		99,158										202	
1068621	Spring	TX		01/26/2023		22,830										30	
1080179	Tierra Verde	FL		05/15/2023												108	
1080192	Midland	TX		05/15/2023												48	
1080193	Santa Rosa	CA		05/15/2023												20	
1080197	Massillon	OH		05/15/2023												25	
1080211	Torrance	CA		05/15/2023												50	
1080214	Tampa	FL		05/15/2023												12	
1080227	Lakewood	CO		05/15/2023												36	
1080228	South River	NJ		05/15/2023												25	
1080231	Calimesa	CA		05/15/2023												33	
1080232	Riverside	CA		05/15/2023												38	
1080235	Elkton	MD		05/15/2023												20	
1080327	Paradise Valley	AZ		05/15/2023												58	
1080346	Los Alamitos	CA		05/15/2023												60	
1080347	Palmetto Bay	FL		05/15/2023												74	
1080357	Atlanta	GA		05/15/2023												77	
1080371	Sarasota	FL		05/15/2023												50	
1080376	Granbury	TX		05/15/2023												79	
1080379	Tempe	AZ		05/15/2023												49	
1080385	Belleveue	WA		05/15/2023												85	
1080145	Brookshire	TX		05/15/2023												7	
1080155	Denver	CO		05/15/2023												74	
1080162	Sacramento	CA		05/15/2023												24	
1080163	Pueblo	CO		05/15/2023												4	
1077367	Sevierville	TN		05/03/2023												153	
1077368	North Hills	CA		05/03/2023												121	
1077392	Peachtree City	GA		05/03/2023												62	
1077395	Houston	TX		05/03/2023												76	
1077396	Avon Park	FL		05/03/2023												79	
1077404	San Antonio	TX		05/03/2023												29	
1077414	Daly City	CA		05/03/2023												269	
1074425	Inlet Beach	FL		03/29/2023		39,551										17	
1074444	West Covina	CA		03/29/2023		66,744										99	

E02.45

STATEMENT AS OF JUNE 30, 2023 OF THE First Allmerica Financial Life Insurance Company

**SCHEDULE B - PART 3**

Showing All Mortgage Loans DISPOSED, Transferred or Repaid During the Current Quarter

1 Loan Number	Location		4 Loan Type	5 Date Acquired	6 Disposal Date	7 Book Value/ Recorded Investment Excluding Accrued Interest Prior Year	Change in Book Value/Recorded Investment					14 Book Value/ Recorded Investment Excluding Accrued Interest on Disposal	15 Consid- eration	16 Foreign Exchange Gain (Loss) on Disposal	17 Realized Gain (Loss) on Disposal	18 Total Gain (Loss) on Disposal
	2 City	3 State					8 Unrealized Valuation Increase (Decrease)	9 Current Year's (Amortization) /Accretion	10 Current Year's Other- Than- Temporary Impairment Recognized	11 Capitalized Deferred Interest and Other	12 Total Change in Book Value (8+9-10+11)					
1074563	La Quinta	CA		03/29/2023		39,996								127		
1074577	Irvine	CA		03/29/2023		80,236								5,578		
1074589	Summerville	SC		03/29/2023		12,083								26		
1074605	Chicago	IL		03/29/2023		11,336								15		
1076604	Troy	NY		04/21/2023										20		
1076605	Troy	NY		04/21/2023										23		
1076609	Houston	TX		04/21/2023										63		
1076622	Troy	NY		04/21/2023										21		
1074131	Margate	FL		03/28/2023		17,191								21		
1074142	La Quinta	CA		03/28/2023		239,558								925		
1074144	Riverview	FL		03/28/2023		40,669								138		
1074151	North Lauderdale	FL		03/28/2023		31,684								17		
1076101	Davenport	FL		04/27/2023										15		
1080223	Venice	FL		05/15/2023										16		
1068586	Huntsville	AL		01/26/2023		9,548								12		
1068593	Kissimmee	FL		01/26/2023		36,102								76		
1068602	Melbourne	FL		01/26/2023		18,585								28		
1068603	Chicago	IL		01/26/2023		13,329								61		
1080205	Sparks	NV		05/15/2023										51		
1080218	Delray Beach	FL		05/15/2023										316		
1080224	Reno	NV		05/15/2023										23		
1080229	Sheffield Village	OH		05/15/2023										16		
1074572	West Hills	CA		03/29/2023		47,706								162		
1074617	North Hampton	NH		03/29/2023		15,165								17		
1074619	Bala Cynwyd	PA		04/28/2023										38		
1074655	Lake Kiowa	TX		04/28/2023										147		
1077403	Live Oak	TX		05/03/2023										29		
1077373	Bronx	NY		05/03/2023										143		
1077380	Orefield	PA		05/03/2023										85		
1077381	Westminster	CA		05/03/2023										97		
1077398	Bakersfield	CA		05/03/2023										38		
1077407	San Antonio	TX		05/03/2023										26		
1077426	Wylie	TX		05/03/2023										122		
1077429	Littleton	CO		05/03/2023										104		
1077430	Las Vegas	NV		05/03/2023										3,229		
1080220	Windsor	CA		05/15/2023										941		
1080222	Moreno Valley	CA		05/15/2023										26		
1068585	Dallas	TX		01/26/2023		39,276								53		
1068618	Ocean City	NJ		01/26/2023		95,594								163		
1080187	Surprise	AZ		05/15/2023										77		
1080201	Granite Bay	CA		05/15/2023										76		
1080204	Las Vegas	NV		05/15/2023										57		
1080212	Sandy Springs	GA		05/15/2023										38		
1080225	Vista	CA		05/15/2023										39		
1080226	Clearwater	FL		05/15/2023										9		
1080337	San Diego	CA		05/15/2023										61		
1080341	Canton	GA		05/15/2023										59		
1080344	San Diego	CA		05/15/2023										77		
1080348	Castle Rock	CO		05/15/2023										46		

E02.46

STATEMENT AS OF JUNE 30, 2023 OF THE First Allmerica Financial Life Insurance Company

**SCHEDULE B - PART 3**

Showing All Mortgage Loans DISPOSED, Transferred or Repaid During the Current Quarter

1 Loan Number	2 Location		4 Loan Type	5 Date Acquired	6 Disposal Date	7 Book Value/ Recorded Investment Excluding Accrued Interest Prior Year	Change in Book Value/Recorded Investment					14 Book Value/ Recorded Investment Excluding Accrued Interest on Disposal	15 Consid- eration	16 Foreign Exchange Gain (Loss) on Disposal	17 Realized Gain (Loss) on Disposal	18 Total Gain (Loss) on Disposal	
	2 City	3 State					8 Unrealized Valuation Increase (Decrease)	9 Current Year's (Amortization) /Accretion	10 Current Year's Other- Than- Temporary Impairment Recognized	11 Capitalized Deferred Interest and Other	12 Total Change in Book Value (8+9-10+11)						13 Total Foreign Exchange Change in Book Value
1080351	Murrieta	CA		.05/15/2023													.38
1080355	Surfside	FL		.05/15/2023													.52
1080369	Greensboro	NC		.05/15/2023													.42
1080390	Corona Del Mar	CA		.05/15/2023													.140
1080392	Rolling Hills Estates	CA		.05/15/2023													.77
1080396	Beverly Hills	CA		.05/15/2023													.90
1080398	Seattle	WA		.05/15/2023													.62
1080151	Alpine Meadows	CA		.05/15/2023													.63
1080158	Old Station	CA		.05/15/2023													.11
1074660	Parkland	FL		.04/28/2023													.73
1074661	Weston	FL		.04/28/2023													.109
1074662	Elizabeth	NJ		.04/28/2023													.39
1074664	Menifee	CA		.04/28/2023													.34
1080417	Islamorada	FL		.05/15/2023													.88
1080427	Oakland	CA		.05/15/2023													.119
1080440	Las Vegas	NV		.05/15/2023													.67
1080445	Temecula	CA		.05/15/2023													.90
1080219	Pasadena	MD		.05/15/2023													.17
1080221	Flagstaff	AZ		.05/15/2023													.128
1068576	Kissimmee	FL		.01/26/2023		.23,482											.48
1068599	Houston	TX		.01/26/2023		.20,211											.34
1068609	Phoenix	AZ		.01/26/2023		.25,892											.53
1068610	Santa Rosa Beach	FL		.01/26/2023		130,329											.29
1068614	Hatteras	NC		.01/26/2023		.41,273											.72
1080190	Oakdale	PA		.05/15/2023													.69
1080191	Scottsdale	AZ		.05/15/2023													.40
1080194	Carmichael	CA		.05/15/2023													.31
1080339	Austin	TX		.05/15/2023													.69
1080342	Livermore	CA		.05/15/2023													.60
1080350	Dania	FL		.05/15/2023													.40
1080358	Miami	FL		.05/15/2023													.65
1080361	Treasure Island	FL		.05/15/2023													.66
1080362	Scottsdale	AZ		.05/15/2023													.112
1080373	Eagle	ID		.05/15/2023													.236
1080380	Los Gatos	CA		.05/15/2023													.83
1080381	Woodland Hills	CA		.05/15/2023													.75
1080386	Phoenix	AZ		.05/15/2023													.58
1080149	Phoenix	AZ		.05/15/2023													.13
1080171	Reno	NV		.05/15/2023													.12
1076638	Port Orange	FL		.04/21/2023													.68
1076639	Angleton	TX		.04/21/2023													.37
1076613	McCloud	CA		.04/21/2023													.30
1076617	Las Vegas	NV		.04/21/2023													.49
1076623	Troy	NY		.04/21/2023													.38
1076626	Troy	NY		.04/21/2023													.24
1080335	Arlington	VA		.05/15/2023													.65
1080360	Folly Beach	SC		.05/15/2023													.68
1080368	Millcreek	UT		.05/15/2023													.50
1080372	Delray Beach	FL		.05/15/2023													.74

E02.47

STATEMENT AS OF JUNE 30, 2023 OF THE First Allmerica Financial Life Insurance Company

**SCHEDULE B - PART 3**

Showing All Mortgage Loans DISPOSED, Transferred or Repaid During the Current Quarter

1 Loan Number	2 Location		4 Loan Type	5 Date Acquired	6 Disposal Date	7 Book Value/ Recorded Investment Excluding Accrued Interest Prior Year	Change in Book Value/Recorded Investment					14 Book Value/ Recorded Investment Excluding Accrued Interest on Disposal	15 Consid- eration	16 Foreign Exchange Gain (Loss) on Disposal	17 Realized Gain (Loss) on Disposal	18 Total Gain (Loss) on Disposal	
	2 City	3 State					8 Unrealized Valuation Increase (Decrease)	9 Current Year's (Amortization) /Accretion	10 Current Year's Other- Than- Temporary Impairment Recognized	11 Capitalized Deferred Interest and Other	12 Total Change in Book Value (8+9-10+11)						13 Total Foreign Exchange Change in Book Value
1080387	Palmetto Bay	FL		05/15/2023													53
1080402	Saint Johns	FL		05/15/2023													53
1080148	Riverside	CA		05/15/2023													27
1080166	Kihei	HI		05/15/2023													33
1080170	Tracy	CA		05/15/2023													73
1076641	Old Tappan	NJ		04/21/2023													78
1077431	Las Vegas	NV		05/03/2023													363
1074427	Austin	TX		03/29/2023		23,798											23
1074432	Philadelphia	PA		03/29/2023		11,657											12
1074565	Collierville	TN		03/29/2023		23,611											56
1074588	Hollywood	FL		03/29/2023		8,860											11
1074590	Palm Springs	CA		03/29/2023		50,800											105
1074597	Central Valley	NY		03/29/2023		53,360											55
1074610	Sunrise Beach	TX		03/29/2023		47,512											79
1068581	Jacksonville	FL		01/26/2023		21,939											44
1068590	St Simons Island	GA		01/26/2023		11,749											43
1068600	Harbor City	CA		01/26/2023		60,869											160
1080183	Toms River	NJ		05/15/2023													50
1080184	Granada Hills	CA		05/15/2023													31
1080185	San Antonio	TX		05/15/2023													14
1080186	Fairfield	CA		05/15/2023													39
1080188	Irvine	CA		05/15/2023													3,633
1080196	Los Angeles (reseda Area)	CA		05/15/2023													138
1080198	Dahlonega	GA		05/15/2023													33
1080200	Roseville	CA		05/15/2023													47
1080203	Clearwater	FL		05/15/2023													6
1080230	Corona	CA		05/15/2023													42
1080233	Corvallis	OR		05/15/2023													39
1080237	Galt	CA		05/15/2023													17
1076611	Holiday	FL		04/21/2023													39
1076619	Miami	FL		04/21/2023													171
1074127	Raleigh	NC		03/28/2023		68,707											68
1074143	Haines City	FL		03/28/2023		14,076											1,231
1074149	Wilmington	VT		03/28/2023		33,327											33
1074153	Powder Springs	GA		03/28/2023		72,254											80
1076106	Eules	TX		04/27/2023													7
1076116	Temple Terrace	FL		04/27/2023													32
1076118	Arlington	TX		04/27/2023													18
1076124	Venice	FL		04/27/2023													19
1080328	Fresno	CA		05/15/2023													116
1080329	Lone Tree	CO		05/15/2023													48
1080330	Valley Center	CA		05/15/2023													62
1080331	Plymouth	MI		05/15/2023													121
1080338	Park City	UT		05/15/2023													124
1080340	Bellevue	WA		05/15/2023													155
1080377	Philadelphia	PA		05/15/2023													101
1080378	Naples	FL		05/15/2023													115
1080388	Redmond	WA		05/15/2023													16,267
1080391	West Linn	OR		05/15/2023													41

E02.48



STATEMENT AS OF JUNE 30, 2023 OF THE First Allmerica Financial Life Insurance Company

**SCHEDULE B - PART 3**

Showing All Mortgage Loans DISPOSED, Transferred or Repaid During the Current Quarter

1 Loan Number	2 Location		4 Loan Type	5 Date Acquired	6 Disposal Date	7 Book Value/ Recorded Investment Excluding Accrued Interest Prior Year	Change in Book Value/Recorded Investment						14 Book Value/ Recorded Investment Excluding Accrued Interest on Disposal	15 Consid- eration	16 Foreign Exchange Gain (Loss) on Disposal	17 Realized Gain (Loss) on Disposal	18 Total Gain (Loss) on Disposal
	2 City	3 State					8 Unrealized Valuation Increase (Decrease)	9 Current Year's (Amortization) /Accretion	10 Current Year's Other- Than- Temporary Impairment Recognized	11 Capitalized Deferred Interest and Other	12 Total Change in Book Value (8+9-10+11)	13 Total Foreign Exchange Change in Book Value					
1080394	Rancho Mirage	CA		05/15/2023													.77
1080399	Atlantic Beach	FL		05/15/2023													.30,480
1080144	Paonian Springs	VA		05/15/2023													.18
1080147	El Paso	TX		05/15/2023													.11
1080153	Ellijay	GA		05/15/2023													.21
1080156	Winchester	VA		05/15/2023													.13
1080159	Henderson	NV		05/15/2023													.8
1074659	Lawrenceville	GA		04/28/2023													.38
1074663	Las Vegas	NV		04/28/2023													.170
1076642	La Puente	CA		04/21/2023													.26
1076104	Tallahassee	FL		04/27/2023													.9
1076128	Rogers	TX		04/27/2023													.54
1076166	Mission Viejo	CA		04/27/2023													.95
1076167	Southwest Ranches	FL		04/27/2023													.82
1076176	Charleston	SC		04/27/2023													.174
1076177	Miami	FL		04/27/2023													.351
1076188	Hollywood	FL		04/27/2023													.30
1076606	Key West	FL		04/21/2023													.84
1076612	Shreveport	LA		04/21/2023													.7,879
1076616	Phoenix	AZ		04/21/2023													.121
1076627	Winder	GA		04/21/2023													.107
1076133	Middleburg	FL		04/27/2023													.59
1076164	Frisco	TX		04/27/2023													.83
1076165	Norco	CA		04/27/2023													.91
1076173	Boulder	CO		04/27/2023													.178
1076193	Carlsbad	CA		04/27/2023													.3
1074118	White City	OR		03/28/2023		148,680											.277
1074119	Hot Springs	AR		03/28/2023		103,583											.115
1074122	Ormond Beach	FL		03/28/2023		32,443											.43
1074134	Oviedo	FL		03/28/2023		111,240											.244
1074138	Jasper	GA		03/28/2023		12,240											.17
1074140	Phoenix	AZ		03/28/2023		17,636											.32
1074146	Wethersfield	CT		03/28/2023		22,865											.187
1076103	Pipersville	PA		04/27/2023													.10
1076125	Quakertown	PA		04/27/2023													.24
1076148	Springboro	OH		04/27/2023													.40
1076150	Chino	CA		04/27/2023													.47
1076152	Portsmouth	RI		04/27/2023													.103
1076153	Aiea	HI		04/27/2023													.52
1076168	Santa Cruz	CA		04/27/2023													.216
1074132	Stratford	CT		03/28/2023		37,505											.36
1074156	Friedens	PA		03/28/2023		36,279											.17
1076097	Panama City Beach	FL		04/27/2023													.14
1076108	Crossville	TN		04/27/2023													.21
1076114	Cape Coral	FL		04/27/2023													.37
1076139	Naples	FL		04/27/2023													.33
1076145	Plano	TX		04/27/2023													.43
1076149	Lynden	WA		04/27/2023													.47
1076151	Cedar Park	TX		04/27/2023													.51

E02.49

STATEMENT AS OF JUNE 30, 2023 OF THE First Allmerica Financial Life Insurance Company

**SCHEDULE B - PART 3**

Showing All Mortgage Loans DISPOSED, Transferred or Repaid During the Current Quarter

1 Loan Number	Location		4 Loan Type	5 Date Acquired	6 Disposal Date	7 Book Value/ Recorded Investment Excluding Accrued Interest Prior Year	Change in Book Value/Recorded Investment					14 Book Value/ Recorded Investment Excluding Accrued Interest on Disposal	15 Consid- eration	16 Foreign Exchange Gain (Loss) on Disposal	17 Realized Gain (Loss) on Disposal	18 Total Gain (Loss) on Disposal	
	2 City	3 State					8 Unrealized Valuation Increase (Decrease)	9 Current Year's (Amortization) /Accretion	10 Current Year's Other- Than- Temporary Impairment Recognized	11 Capitalized Deferred Interest and Other	12 Total Change in Book Value (8+9-10+11)						13 Total Foreign Exchange Change in Book Value
1076162	Charlotte	NC		04/27/2023													.72
1076186	Wilmette	IL		04/27/2023													.15
1074078	East Point	GA		03/28/2023		17,715											.17
1074079	Snellville	GA		03/28/2023		36,344											.19
1074101	Bronx	NY		03/28/2023		85,017											.62
1074103	Corona	NY		03/28/2023		73,050											.33
1074107	Livermore	CA		03/28/2023		264,990											.447
1074112	Jacksonville	FL		03/28/2023		13,451											.12
1074644	Palmdale	CA		04/28/2023													.39
1074645	Esteros	FL		04/28/2023													.107
1074650	Ocean Twp	NJ		04/28/2023													.60
1074651	Bates City	MO		04/28/2023													.39
1085880	Woodland Hills Area, Los Angeles	CA		05/25/2023													.40
1085981	Redlands	CA		05/25/2023													.165
1085937	Jeffersonville	IN		05/25/2023													.24
1085938	Cedar Park	TX		05/25/2023													.19
1085940	Saratoga Springs	UT		05/25/2023													.11
1085951	Seattle	WA		05/25/2023													.14
1077357	Miami	FL		05/03/2023													.333
1077365	Emerald Isle	NC		05/03/2023													.125
1077389	Spring	TX		05/03/2023													.44
1077391	Richmond	CA		05/03/2023													.56
1077408	Houston	TX		05/03/2023													.508
1077411	Santa Rosa	CA		05/03/2023													.493
1077413	Miami	FL		05/03/2023													.291
1077416	Sewickley	PA		05/03/2023													.233
1077421	Downey	CA		05/03/2023													1,272
1077424	Burleson	TX		05/03/2023													.349
1077433	Nolensville	TN		05/03/2023													.82
1074418	Columbia	SC		03/29/2023		27,578											.42
1074431	Atlanta	GA		03/29/2023		24,669											.31
1074567	Miami Lakes	FL		03/29/2023		21,429											.42
1074603	Annapolis	MD		03/29/2023		69,574											.144
1074615	McAllen	TX		03/29/2023		15,152											.20
1068591	Marlboro	NJ		01/26/2023		40,662											.77
1068595	Kissimmee	FL		01/26/2023		53,792											.133
1068611	Miami	FL		01/26/2023		24,087											.45
1080189	Swedesboro	NJ		05/15/2023													.30
1080206	Las Vegas	NV		05/15/2023													.4
1080207	Falmouth	ME		05/15/2023													.31
1080208	Bluffdale	UT		05/15/2023													.46
1080215	Tonopah	AZ		05/15/2023													.41
1080236	Greenfield	WI		05/15/2023													.17
1080324	Dearborn Heights	MI		05/15/2023													.50
1080325	Rancho Palos Verdes	CA		05/15/2023													.86
1080345	Delray Beach	FL		05/15/2023													.76
1080370	Newport Coast	CA		05/15/2023													.161
1080383	Cypress	TX		05/15/2023													.62
1080389	Saint Petersburg	FL		05/15/2023													.122

E02.50

STATEMENT AS OF JUNE 30, 2023 OF THE First Allmerica Financial Life Insurance Company

**SCHEDULE B - PART 3**

Showing All Mortgage Loans DISPOSED, Transferred or Repaid During the Current Quarter

1 Loan Number	2 Location		4 Loan Type	5 Date Acquired	6 Disposal Date	7 Book Value/ Recorded Investment Excluding Accrued Interest Prior Year	8 Change in Book Value/Recorded Investment					14 Book Value/ Recorded Investment Excluding Accrued Interest on Disposal	15 Consid- eration	16 Foreign Exchange Gain (Loss) on Disposal	17 Realized Gain (Loss) on Disposal	18 Total Gain (Loss) on Disposal	
	2 City	3 State					8 Unrealized Valuation Increase (Decrease)	9 Current Year's (Amortization) /Accretion	10 Current Year's Other- Than- Temporary Impairment Recognized	11 Capitalized Deferred Interest and Other	12 Total Change in Book Value (8+9-10+11)						13 Total Foreign Exchange Change in Book Value
1080393	Los Angeles	CA		05/15/2023													.80
1080152	Salinas	CA		05/15/2023													.37
1074671	Cypress	TX		04/28/2023													.72
1074574	Florham Park	NJ		03/29/2023		29,886											.88
1074620	Bakersfield	CA		04/28/2023													.97
1074654	Woodbury	NY		04/28/2023													150
1074657	Commerce	GA		04/28/2023													.32
1077400	Aurora	OH		05/03/2023													.25
1076600	Pittsburgh	PA		04/21/2023													.44
1076614	Goldsboro	NC		04/21/2023													.39
1076621	Troy	NY		04/21/2023													.31
1077361	Jersey City	NJ		05/03/2023													.177
1077369	Fort Pierce	FL		05/03/2023													.167
1077378	Loxahatchee	FL		05/03/2023													.109
1077383	Portland	OR		05/03/2023													.86
1077385	Compton	CA		05/03/2023													.79
1077423	Paradise Valley	AZ		05/03/2023													.142
1077434	Alpena	MI		05/03/2023													.42
1077435	Delaware	OH		05/03/2023													.49
1074414	Port Orchard	WA		03/29/2023		46,813											.57
1074416	Ocean Springs	MS		03/29/2023		17,729											.19
1074419	Los Angeles	CA		03/29/2023		67,486											.88
1074421	Los Angeles	CA		03/29/2023		60,255											.79
1074446	Old Tappan	NJ		03/29/2023		96,779											.182
1074448	Punta Gorda	FL		03/29/2023		36,173											.46
1074568	Blythe	CA		03/29/2023		9,259											.11
1074569	Chicago	IL		03/29/2023		9,811											.15
1074580	Sacramento	CA		03/29/2023		28,391											.49
1074594	Parma	OH		03/29/2023		7,515											.5
1074604	Denver	CO		03/29/2023		9,636											.20
1074606	Marathon	FL		03/29/2023		48,544											.129
1068582	Panama City	FL		01/26/2023		14,800											.21
1068598	Jackson	TN		01/26/2023		9,412											.17
1068604	Panama City Beach	FL		01/26/2023		43,201											.78
1068612	Mesquite	TX		01/26/2023		16,675											.33
1068619	Bradenton	FL		01/26/2023		16,871											.72
1080182	Pompano Beach	FL		05/15/2023													.36
1080202	Phoenix	AZ		05/15/2023													.58
1080209	North Haven	CT		05/15/2023													.15
1080210	Villa Park	CA		05/15/2023													1,523
1080322	Chapel Hill	NC		05/15/2023													.99
1080326	Oak Harbor	WA		05/15/2023													.41
1080332	Fremont	CA		05/15/2023													.50
1080334	McKinleyville	CA		05/15/2023													.38
1080343	Brooklyn	NY		05/15/2023													.64
1080353	Colleyville	TX		05/15/2023													.65
1080354	Henderson	NV		05/15/2023													.71
1080356	Kaysville	UT		05/15/2023													.45
1080359	Scottsdale	AZ		05/15/2023													.90

E02.51

STATEMENT AS OF JUNE 30, 2023 OF THE First Allmerica Financial Life Insurance Company

**SCHEDULE B - PART 3**

Showing All Mortgage Loans DISPOSED, Transferred or Repaid During the Current Quarter

1 Loan Number	2 Location		4 Loan Type	5 Date Acquired	6 Disposal Date	7 Book Value/ Recorded Investment Excluding Accrued Interest Prior Year	8 Change in Book Value/Recorded Investment					14 Book Value/ Recorded Investment Excluding Accrued Interest on Disposal	15 Consid- eration	16 Foreign Exchange Gain (Loss) on Disposal	17 Realized Gain (Loss) on Disposal	18 Total Gain (Loss) on Disposal	
	2 City	3 State					8 Unrealized Valuation Increase (Decrease)	9 Current Year's (Amortization) /Accretion	10 Current Year's Other- Than- Temporary Impairment Recognized	11 Capitalized Deferred Interest and Other	12 Total Change in Book Value (8+9-10+11)						13 Total Foreign Exchange Change in Book Value
1080401	Layton	UT		05/15/2023													53
1080146	Fontana	CA		05/15/2023													19
1080168	Woodbridge	VA		05/15/2023													159
1080172	Indio	CA		05/15/2023													22
1080143	Los Angeles	CA		05/15/2023													13
1080414	Panguitch Lake	UT		05/15/2023													85
1080424	Sarasota	FL		05/15/2023													55
1080438	Las Vegas	NV		05/15/2023													42
1080443	San Diego	CA		05/15/2023													109
1074088	Orlando	FL		03/28/2023		30,713											62
1074092	North Myrtle Beach	SC		03/28/2023		93,600											161
1074100	Hicksville	NY		03/28/2023		56,339											51
1076620	Virginia Beach	VA		04/21/2023													40
1074125	Holmdel	NJ		03/28/2023		93,417											65
1074137	Wellington	FL		03/28/2023		32,292											39
1076100	Panama City Beach	FL		04/27/2023													25
1076119	Atlanta	GA		04/27/2023													72
1076129	Lakeville	MN		04/27/2023													30
1076131	Delran	NJ		04/27/2023													41
1076132	Spokane	WA		04/27/2023													28
1076143	Plumas Lake	CA		04/27/2023													74
1074621	Las Vegas	NV		04/28/2023													61
1074632	Fayetteville	GA		04/28/2023													214
1074646	Boca Raton	FL		04/28/2023													102
1074649	Burnsville	MN		04/28/2023													124
1085874	Portland	OR		05/25/2023													55
1085876	Gulf Breeze	FL		05/25/2023													60
1085879	Bartlett	TN		05/25/2023													47
1085945	Westwood	NJ		05/25/2023													15
1085946	Torrance	CA		05/25/2023													47
1085956	Hillsborough	NC		05/25/2023													10
1074128	Jacksonville	AL		03/28/2023		22,356											27
1074133	Bonita Springs	FL		03/28/2023		18,573											23
1074135	San Joaquin	CA		03/28/2023		27,915											72
1074136	Omaha	NE		03/28/2023		144,837											156
1074145	Auburn Hills	MI		03/28/2023		14,639											14
1074152	Sunny Isles Beach	FL		03/28/2023		48,395											76
1074155	Chandler	AZ		03/28/2023		92,448											183
1076096	Kissimmee	FL		04/27/2023													8
1076102	Grass Lake	MI		04/27/2023													26
1076109	Mesa	AZ		04/27/2023													11
1076112	North Bay Village	FL		04/27/2023													12
1076117	Huntley	IL		04/27/2023													19
1076121	Weatherford	TX		04/27/2023													24
1076122	San Antonio	TX		04/27/2023													88
1076146	Castle Pines	CO		04/27/2023													41
1076185	Glenpool	OK		04/27/2023													38
1076189	Katy	TX		04/27/2023													22
1076155	Germantown	TN		04/27/2023													114

E02.52

STATEMENT AS OF JUNE 30, 2023 OF THE First Allmerica Financial Life Insurance Company

**SCHEDULE B - PART 3**

Showing All Mortgage Loans DISPOSED, Transferred or Repaid During the Current Quarter

1 Loan Number	Location		4 Loan Type	5 Date Acquired	6 Disposal Date	7 Book Value/ Recorded Investment Excluding Accrued Interest Prior Year	Change in Book Value/Recorded Investment					14 Book Value/ Recorded Investment Excluding Accrued Interest on Disposal	15 Consid- eration	16 Foreign Exchange Gain (Loss) on Disposal	17 Realized Gain (Loss) on Disposal	18 Total Gain (Loss) on Disposal
	2 City	3 State					8 Unrealized Valuation Increase (Decrease)	9 Current Year's (Amortization) /Accretion	10 Current Year's Other- Than- Temporary Impairment Recognized	11 Capitalized Deferred Interest and Other	12 Total Change in Book Value (8+9-10+11)					
1076169	Los Angeles	CA		04/27/2023										8,483		
1076191	Weston	FL		04/27/2023										189		
1076602	Fort Lauderdale	FL		04/21/2023										201		
1076608	Fort Lauderdale	FL		04/21/2023										132		
1076624	Troy	NY		04/21/2023										25		
1074121	Anaheim	CA		03/28/2023		108,945								314		
1074126	Beverly Hills	CA		03/28/2023		206,388								49,051		
1074130	Mechanicsville	VA		03/28/2023		24,219								30		
1074148	Sonora	CA		03/28/2023		26,129								15		
1074157	New Port Richey	FL		03/28/2023		40,892								34		
1076098	Indio	CA		04/27/2023										23		
1076110	Dove Creek	CO		04/27/2023										11		
1076115	Dover	FL		04/27/2023										18		
1076120	Hoover	AL		04/27/2023										15		
1076123	North Chesterfield	VA		04/27/2023										18		
1076140	Severance	CO		04/27/2023										89		
1076142	Lake Wylie	SC		04/27/2023										37		
1076147	Long Beach	CA		04/27/2023										161		
1076158	Nolensville	TN		04/27/2023										71		
1076163	Frankston	TX		04/27/2023										129		
1076170	Corona	CA		04/27/2023										118		
1076174	Sanger	CA		04/27/2023										155		
1076192	Marlboro	NJ		04/27/2023										44		
1086008	Sarasota	FL		05/25/2023										27		
1077402	Troy	NY		05/03/2023										31		
1077363	Arverne	NY		05/03/2023										170		
1077377	Westminster	CA		05/03/2023										109		
1077386	Salem	OR		05/03/2023										148		
1077387	Davenport	FL		05/03/2023										82		
1077388	Lilburn	GA		05/03/2023										136		
1077394	Manchester	NH		05/03/2023										43		
1077405	Troy	NY		05/03/2023										25		
1077406	Converse	TX		05/03/2023										26		
1077417	Nokesville	VA		05/03/2023										173		
1074429	Conroe	TX		03/29/2023		19,630								20		
1074430	Santa Ana	CA		03/29/2023		48,670								49		
1074447	El Monte	CA		03/29/2023		55,074								67		
1074564	Kissimmee	FL		03/29/2023		20,373								56		
1074578	Saint Albans	NY		03/29/2023		30,931								35		
1074587	Los Angeles	CA		03/29/2023		110,087								368		
1074599	Airmont	NY		03/29/2023		39,764								90		
1074608	Brooklyn Park	MN		03/29/2023		14,532								9		
1074613	Timonium	MD		03/29/2023		31,119								33		
1074614	Mansfield	TX		03/29/2023		43,610								8		
1080323	Morro Bay	CA		05/15/2023										66		
1080333	Kirkland	WA		05/15/2023										79		
1080336	Sandy Springs	GA		05/15/2023										67		
1080374	Tampa	FL		05/15/2023										91		
1080375	Miami	FL		05/15/2023										165		

E02.53

STATEMENT AS OF JUNE 30, 2023 OF THE First Allmerica Financial Life Insurance Company

**SCHEDULE B - PART 3**

Showing All Mortgage Loans DISPOSED, Transferred or Repaid During the Current Quarter

1 Loan Number	2 Location		4 Loan Type	5 Date Acquired	6 Disposal Date	7 Book Value/ Recorded Investment Excluding Accrued Interest Prior Year	Change in Book Value/Recorded Investment						14 Book Value/ Recorded Investment Excluding Accrued Interest on Disposal	15 Consid- eration	16 Foreign Exchange Gain (Loss) on Disposal	17 Realized Gain (Loss) on Disposal	18 Total Gain (Loss) on Disposal
	2 City	3 State					8 Unrealized Valuation Increase (Decrease)	9 Current Year's (Amortization) /Accretion	10 Current Year's Other- Than- Temporary Impairment Recognized	11 Capitalized Deferred Interest and Other	12 Total Change in Book Value (8+9-10+11)	13 Total Foreign Exchange Change in Book Value					
1080382	Roseville	CA		05/15/2023													49
1080384	Parker	CO		05/15/2023													211
1080395	Tampa	FL		05/15/2023													274
1080150	Candler	NC		05/15/2023													26
1080160	Scottsdale	AZ		05/15/2023													61
1080161	Olney	MD		05/15/2023													18
1080164	Greenbank	WA		05/15/2023													21
1080173	Ventnor	NJ		05/15/2023													224
1076640	Jackson	TN		04/21/2023													21
1076615	West Milford	NJ		04/21/2023													29
1076625	Troy	NY		04/21/2023													38
1074123	Angels Camp	CA		03/28/2023		42,810											60
1074124	Bloomington	CA		03/28/2023		101,693											134
1074129	Santa Ana	CA		03/28/2023		55,776											98
1074139	Rex	GA		03/28/2023		51,784											68
1074141	Walnut Creek	CA		03/28/2023		12,360											16
1074150	Jacksonville	NC		03/28/2023		18,272											18
1074154	Pocono Summit	PA		03/28/2023		34,076											33
1076099	Boynton Beach	FL		04/27/2023													67
1076105	Philadelphia	PA		04/27/2023													6
1076107	Ocean City	MD		04/27/2023													20
1076111	Decatur	GA		04/27/2023													16
1076113	Henderson	NV		04/27/2023													13
1076126	Kemp	TX		04/27/2023													24
1076127	Ogden	UT		04/27/2023													36
1076154	Gilroy	CA		04/27/2023													48
1076159	Lake Havasu City	AZ		04/27/2023													69
1076160	Rockport	TX		04/27/2023													68
1076161	Hallandale Beach	FL		04/27/2023													76
1076184	Chapel Hill	NC		04/27/2023													36
1076187	Saint Petersburg	FL		04/27/2023													34
1076190	Winchester	CA		04/27/2023													40
<b>0299999. Mortgages with partial repayments</b>						25,053,081		(7,168)			(7,168)		41,764	356,624		(18,856)	(18,856)
1055977	Spanaway	WA		08/26/2022	06/30/2023	15,485							15,485	15,469		(16)	(16)
1056016	Trenton	NJ		08/26/2022	06/30/2023	3,237							3,237	3,231		(5)	(5)
1056039	Spanaway	WA		08/26/2022	06/30/2023	15,485							15,485	15,469		(16)	(16)
1056159	Dover	DE		08/26/2022	06/30/2023	6,528							6,528	6,513		(15)	(15)
1056221	Columbus	OH		08/26/2022	06/30/2023	5,932							5,932	5,921		(10)	(10)
<b>0399999. Mortgages disposed</b>						46,667							46,667	46,603		(62)	(62)
<b>0599999 - Totals</b>						25,718,554		(7,236)				(7,236)	1,033,430	1,331,211		(36,277)	(36,277)

E02.54

STATEMENT AS OF JUNE 30, 2023 OF THE First Allmerica Financial Life Insurance Company

**SCHEDULE BA - PART 2**

Showing Other Long-Term Invested Assets ACQUIRED AND ADDITIONS MADE During the Current Quarter

1 CUSIP Identification	2 Name or Description	Location		5 Name of Vendor or General Partner	6 NAIC Designation, NAIC Designation Modifier and SVO Admini- strative Symbol	7 Date Originally Acquired	8 Type and Strategy	9 Actual Cost at Time of Acquisition	10 Additional Investment Made After Acquisition	11 Amount of Encumbrances	12 Commitment for Additional Investment	13 Percentage of Ownership
		3 City	4 State									
BGA0ZG-DM-7	DUBLIN ASSET HOLDINGS 3 B (AVOLON)		US	DUBLIN ASSET HOLDINGS 3 B (AVOLON)		02/27/2023		8,663				0.000
BGA10A-CT-2	INFINITY ASSET HLDS 2020 CLASS D - ABS		US	INFINITY ASSET HLDS 2020 CLASS D - ABS		12/29/2021		153,514				0.000
BGA156-70-8	HIMT TRUST 2021-A F - ABS		US	HIMT TRUST 2021-A F - ABS		02/23/2023		166,183				0.000
450330-AD-6	INFINITY TRANSPORTATION 2022 CL R - ABS		US	INFINITY TRANSPORTATION 2022 CL R - ABS		02/23/2023		386,213				0.000
45033*-AD-8	WABW 2023 LLC Class R - ABS		US	WABW 2023 LLC Class R - ABS		06/26/2023		183,598				0.000
5799999. Residual Tranches or Interests with Underlying Assets Having Characteristics of Other - Affiliated								898,170				XXX
6099999. Total - Unaffiliated												XXX
6199999. Total - Affiliated								898,170				XXX
6299999 - Totals								898,170				XXX

**SCHEDULE BA - PART 3**

Showing Other Long-Term Invested Assets DISPOSED, Transferred or Repaid During the Current Quarter

1 CUSIP Identification	2 Name or Description	Location		5 Name of Purchaser or Nature of Disposal	6 Date Originally Acquired	7 Disposal Date	8 Book/ Adjusted Carrying Value Less Encum- brances, Prior Year	Change in Book/Adjusted Carrying Value						15 Book/ Adjusted Carrying Value Less Encum- brances on Disposal	16 Consid- eration	17 Foreign Exchange Gain (Loss) on Disposal	18 Realized Gain (Loss) on Disposal	19 Total Gain (Loss) on Disposal	20 Invest- ment Income	
		3 City	4 State					9 Unrealized Valuation Increase (De- crease)	10 Current Year's (Depre- ciation) or (Amorti- zation)/ Accretion	11 Current Year's Other Than Tempor- ary Impair- ment Recogn- ized	12 Capital- ized Deferred Interest and Other	13 Total Change in Book/ Adjusted Carrying Value (9+10- 11+12)	14 Total Foreign Exchange Change in Book/ Adjusted Carrying Value							
BGA065-V0-1	GSO ENERGY SELECT OPPORTUNITIES		DE	Capital Distribution	10/28/2015	06/15/2023	813,936						813,936	813,936						
1999999. Joint Venture Interests - Common Stock - Unaffiliated								813,936					813,936	813,936						
BGA0ZG-DM-7	DUBLIN ASSET HOLDINGS 3 B (AVOLON)		US	DUBLIN ASSET HOLDINGS 3 B (AVOLON)	02/27/2023	06/15/2023					(748)			67,819	67,819					
BGA10A-CT-2	INFINITY ASSET HLDS 2020 CLASS D - ABS		US	INFINITY ASSET HLDS 2020 CLASS D - ABS	12/29/2021	06/27/2023	15,058				35,223			40,045	40,045				11,730	
BGA156-70-8	HIMT TRUST 2021-A F - ABS		US	HIMT TRUST 2021-A F - ABS	02/23/2023	06/26/2023					(496)			40,405	40,405				11,062	
5799999. Residual Tranches or Interests with Underlying Assets Having Characteristics of Other - Affiliated								15,058				33,979		33,979	148,269	148,269				22,792
6099999. Total - Unaffiliated								813,936						813,936	813,936					

E03

STATEMENT AS OF JUNE 30, 2023 OF THE First Allmerica Financial Life Insurance Company

**SCHEDULE BA - PART 3**

Showing Other Long-Term Invested Assets DISPOSED, Transferred or Repaid During the Current Quarter

1 CUSIP Identification	2 Name or Description	Location		5 Name of Purchaser or Nature of Disposal	6 Date Originally Acquired	7 Disposal Date	8 Book/ Adjusted Carrying Value Less Encum- brances, Prior Year	Change in Book/Adjusted Carrying Value						15 Book/ Adjusted Carrying Value Less Encum- brances on Disposal	16 Consid- eration	17 Foreign Exchange Gain (Loss) on Disposal	18 Realized Gain (Loss) on Disposal	19 Total Gain (Loss) on Disposal	20 Invest- ment Income		
		3 City	4 State					9 Unrealized Valuation Increase (De- crease)	10 Current Year's (Depre- ciation) or (Amorti- zation)/ Accretion	11 Current Year's Other Than Temporary Impair- ment Recogn- ized	12 Capital- ized Deferred Interest and Other	13 Total Change in Book/ Adjusted Carrying Value (9+10- 11+12)	14 Total Foreign Exchange Change in Book/ Adjusted Carrying Value								
6199999. Total - Affiliated								15,058		33,979				33,979		148,269	148,269				22,792
.....	.....	.....	.....	.....	.....	.....	.....	.....	.....	.....	.....	.....	.....	.....	.....	.....	.....	.....	.....	.....	
.....	.....	.....	.....	.....	.....	.....	.....	.....	.....	.....	.....	.....	.....	.....	.....	.....	.....	.....	.....	.....	
.....	.....	.....	.....	.....	.....	.....	.....	.....	.....	.....	.....	.....	.....	.....	.....	.....	.....	.....	.....	.....	
.....	.....	.....	.....	.....	.....	.....	.....	.....	.....	.....	.....	.....	.....	.....	.....	.....	.....	.....	.....	.....	
6299999 - Totals								828,994		33,979				33,979		962,205	962,205				22,792



STATEMENT AS OF JUNE 30, 2023 OF THE First Allmerica Financial Life Insurance Company

**SCHEDULE D - PART 3**

Show All Long-Term Bonds and Stock Acquired During the Current Quarter

1	2	3	4	5	6	7	8	9	10
CUSIP Identification	Description	Foreign	Date Acquired	Name of Vendor	Number of Shares of Stock	Actual Cost	Par Value	Paid for Accrued Interest and Dividends	NAIC Designation, NAIC Designation Modifier and SVO Administrative Symbol
912810-TN-8	UNITED STATES TREASURY		05/04/2023	BARCLAY INVESTMENTS, INC.		167,376,563	170,000,000	1,360,877	1.A FE
91282C-GM-7	UNITED STATES TREASURY		05/04/2023	Various		95,931,445	95,000,000	594,613	1.A FE
91282C-HC-8	UNITED STATES TREASURY		06/30/2023	Various		31,741,112	32,740,000	100,236	1.A FE
010999999	Subtotal - Bonds - U.S. Governments					295,049,120	297,740,000	2,055,726	XXX
00206R-MM-1	AT&T INC		05/04/2023	Various		3,208,606	4,010,000	43,458	2.B FE
00817Y-AQ-1	AETNA INC		05/04/2023	Various		4,844,162	4,945,000	81,249	2.B FE
017175-AE-0	ALLEGHANY CORP		05/04/2023	Various		2,509,524	2,650,000	45,096	1.E FE
023135-BN-5	AMAZON.COM INC		05/04/2023	Various		5,624,025	5,500,000	119,961	1.E FE
025537-AJ-0	AMERICAN ELECTRIC POWER COMPANY INC		05/04/2023	Various		4,205,767	4,420,000	67,184	2.B FE
025816-BK-4	AMERICAN EXPRESS CO		05/04/2023	Various		16,072,445	16,649,000	249,793	1.G FE
03027X-AG-5	AMERICAN TOWER CORP		05/04/2023	Various		926,569	940,000	15,980	2.A FE
03073E-AP-0	AMERISOURCEBERGEN CORP		05/04/2023	Various		1,566,336	1,620,000	21,580	2.A FE
031162-CW-8	AMGEN INC		05/04/2023	Various		10,881,958	12,800,000	56,427	2.A FE
036752-AL-7	ELEVANCE HEALTH INC		05/04/2023	Various		422,160	460,000	1,800	2.B FE
036752-AS-2	ELEVANCE HEALTH INC		05/12/2023	GS GA		15,370,800	20,000,000	122,000	2.B FE
03765H-AF-8	APOLLO MANAGEMENT HOLDINGS LP		05/04/2023	Various		10,675,712	12,800,000	140,391	1.G FE
038222-AJ-4	APPLIED MATERIALS INC		05/04/2023	Various		4,330,382	4,350,000	15,551	1.F FE
04621X-AJ-7	ASSURANT INC		05/04/2023	Various		4,164,787	4,270,000	21,504	2.B FE
05329W-AM-4	AUTONATION INC		05/04/2023	Various		1,682,486	1,710,000	7,054	2.C FE
053332-AT-9	AUTOZONE INC		05/04/2023	Various		5,855,115	6,094,000	6,877	2.B FE
053332-AW-2	AUTOZONE INC		05/04/2023	Various		2,850,420	3,000,000	5,000	2.B FE
05608J-AG-8	BX 2021-IRON D - CMBS		04/24/2023	GS GA		504,824	542,822	1,145	1.A FM
05608W-AJ-3	BX 2021-SOAR C - CMBS		06/21/2023	BARCLAY INVESTMENTS, INC.		5,614,710	5,834,412	8,160	1.A FM
05608W-AN-4	BX 2021-SOAR E - CMBS		04/05/2023	Various		166,045	177,145	2,564	1.A FM
05609C-AL-1	BX 2021-21M D - CMBS		04/05/2023	BARCLAY INVESTMENTS, INC.		207,858	223,503	986	1.A FM
05609C-AN-7	BX 2021-21M E - CMBS		04/27/2023	BREAN CAPITAL, LLC		597,134	631,888	1,999	1.A FM
059165-EQ-9	BALTIMORE GAS AND ELECTRIC CO		05/08/2023	Various		17,016,670	17,000,000		1.F FE
06051G-FM-6	BANK OF AMERICA CORP		05/04/2023	Various		37,971,545	38,544,000	436,832	2.A FE
06051G-GF-0	BANK OF AMERICA CORP		05/04/2023	Various		6,696,991	7,000,000	77,330	1.G FE
06051G-HD-4	BANK OF AMERICA CORP		05/04/2023	Various		395,303	425,000	5,409	1.E FE
06406G-AA-9	BANK OF NEW YORK MELLON CORP		05/04/2023	Various		1,062,950	1,150,000	383	1.F FE
06406Y-AA-0	BANK OF NEW YORK MELLON CORP		05/04/2023	Various		2,179,862	2,350,000	15,295	1.F FE
071813-CB-3	BAXTER INTERNATIONAL INC		05/04/2023	Various		2,214,646	2,800,000	4,440	2.B FE
071813-CS-6	BAXTER INTERNATIONAL INC		05/04/2023	Various		2,997,638	3,640,000	23,875	2.B FE
07387U-FW-6	BSABS 2006-1M1 A3 - RMBS		06/26/2023	Direct		603	603		1.A FM
075887-BL-2	BECTON DICKINSON AND CO		05/04/2023	Various		15,744,000	16,000,000	291,056	2.B FE
075887-BW-8	BECTON DICKINSON AND CO		05/04/2023	Various		2,493,125	2,560,000	38,940	2.B FE
081925-AG-4	BMARK 2023-B39 B - CMBS		06/28/2023	CITIBANK/THE CITIGROUP PRIVATE		5,936,959	5,936,963	17,360	1.A FM
08652B-AA-7	BEST BUY CO INC		05/04/2023	Various		5,442,250	5,500,000	22,435	2.A FE
08652B-AB-5	BEST BUY CO INC		05/04/2023	Various		11,459,781	14,038,000	25,093	2.A FE
09062X-AF-0	BIOGEN INC		05/04/2023	Various		2,060,218	2,090,000	11,521	2.A FE
09062X-AH-6	BIOGEN INC		05/04/2023	Various		4,356,982	5,120,000	960	2.A FE
092113-AR-0	BLACK HILLS CORP		05/04/2023	Various		294,637	330,000	531	2.A FE
10112R-BD-5	BOSTON PROPERTIES LP		05/04/2023	Various		7,635,817	9,530,000	80,873	2.A FE
10569Y-AB-3	BRAVO 23NQM4 A2 - CMO/RMBS		06/09/2023	GS GA		611,663	611,672	1,455	1.A FM
10569Y-AC-1	BRAVO 23NQM4 A3 - CMO/RMBS		06/09/2023	GS GA		1,383,531	1,383,544	3,367	1.A FM

E04

STATEMENT AS OF JUNE 30, 2023 OF THE First Allmerica Financial Life Insurance Company

**SCHEDULE D - PART 3**

Show All Long-Term Bonds and Stock Acquired During the Current Quarter

1	2	3	4	5	6	7	8	9	10
CUSIP Identification	Description	Foreign	Date Acquired	Name of Vendor	Number of Shares of Stock	Actual Cost	Par Value	Paid for Accrued Interest and Dividends	NAIC Designation, NAIC Designation Modifier and SVO Administrative Symbol
10569Y-AD-9	BRAVO 23NQM4 M1 - CMO/RMBS		06/09/2023	GS GA		589,899	597,108	1,552	1.A FM
10922N-AC-7	BRIGHTHOUSE FINANCIAL INC		05/04/2023	Various		18,151,751	19,522,000	264,848	2.B FE
120568-AX-8	BUNGE LIMITED FINANCE CORP		05/04/2023	Various		273,746	285,000	2,033	2.B FE
120568-AZ-3	BUNGE LIMITED FINANCE CORP		05/04/2023	Various		27,073,180	27,891,000	113,307	2.B FE
12434F-AJ-6	BX 2021-CIP D - CMB		04/26/2023	J.P. MORGAN SECURITIES INC.		1,462,099	1,560,613	3,730	1.A FM
12482H-AN-4	CAMB 2019-LIFE E - CMB		04/05/2023	Various		347,025	360,000	1,777	1.A FM
12541W-AA-8	CH ROBINSON WORLDWIDE INC		05/04/2023	Various		1,415,051	1,450,000	3,214	2.A FE
125523-AK-6	CIGNA GROUP		05/04/2023	CITIGROUP GLOBAL MARKETS, INC		9,048,030	9,802,000	190,785	2.A FE
126117-AU-4	CNA FINANCIAL CORP		05/04/2023	Various		1,241,079	1,299,000	9,835	2.A FE
126408-HV-8	CSX CORP		05/08/2023	MORGAN STANLEY & CO. LLC		13,395,450	15,000,000	328,125	2.A FE
126650-CF-5	CVS HEALTH CORP		05/04/2023	Various		88,292	90,000	692	2.B FE
126650-CL-2	CVS HEALTH CORP		05/04/2023	Various		8,749,013	8,870,000	99,294	2.B FE
126650-CU-2	CVS HEALTH CORP		05/04/2023	Various		2,783,878	2,900,000	35,434	2.B FE
126650-CX-6	CVS HEALTH CORP		05/04/2023	Various		4,959,665	5,000,000	23,292	2.B FE
126650-DG-2	CVS HEALTH CORP		05/04/2023	Various		4,481,020	4,835,000	34,483	2.B FE
127055-AK-7	CABOT CORP		05/04/2023	Various		759,002	805,000	3,725	2.B FE
134429-BG-3	CAMPBELL SOUP CO		05/04/2023	Various		7,928,736	8,000,000	45,189	2.B FE
17291N-AE-1	CGOINT 23SMRT C - CMB		05/10/2023	CITIGROUP GLOBAL MARKETS, INC		514,613	519,533	2,007	1.A FM
17291N-AG-6	CGOINT 23SMRT D - CMB		05/10/2023	CITIGROUP GLOBAL MARKETS, INC		965,324	997,503	3,854	1.A FM
172967-JC-6	CITIGROUP INC		05/04/2023	Various		2,323,019	2,370,000	46,426	2.B FE
172967-JL-6	CITIGROUP INC		05/04/2023	Various		4,173,895	4,270,000	17,465	2.B FE
172967-KA-8	CITIGROUP INC		05/04/2023	Various		4,130,952	4,225,000	18,279	2.B FE
172967-KU-4	CITIGROUP INC		05/04/2023	Various		2,190,782	2,300,000	26,091	2.B FE
17312V-AD-0	CMLTI 2007-6 12A - CMO/RMBS		04/01/2023	Direct		111,626	111,626		1.A FM
17312V-AE-8	CMLTI 2007-6 13A - CMO/RMBS		04/01/2023	Direct		6,828	6,828		1.A FM
22822V-AC-5	CROWN CASTLE INC		05/04/2023	Various		2,516,699	2,594,000	37,058	2.B FE
22822V-AN-1	CROWN CASTLE INC		05/04/2023	Various		462,808	510,000	7,422	2.B FE
233331-AY-3	DTE ENERGY CO		05/04/2023	Various		187,702	200,000	523	2.B FE
233331-AZ-0	DTE ENERGY CO		05/04/2023	Various		4,064,570	4,270,000	22,085	2.B FE
237194-AL-9	DARDEN RESTAURANTS INC		05/04/2023	Various		9,345,042	9,345,000	2,998	2.B FE
25466A-AP-6	DISCOVER BANK		05/04/2023	Various		11,057,455	11,630,000	76,613	2.B FE
254709-AK-4	DISCOVER FINANCIAL SERVICES		05/04/2023	Various		194,168	200,000	3,906	2.B FE
25470D-AR-0	DISCOVERY COMMUNICATIONS LLC		05/04/2023	Various		1,134,466	1,210,000	5,842	2.C FE
256746-AK-4	DOLLAR TREE INC		05/04/2023	J.P. MORGAN SECURITIES INC.		4,982,882	7,096,000	104,444	2.B FE
26442C-AT-1	DUKE ENERGY CAROLINAS LLC		05/04/2023	J.P. MORGAN SECURITIES INC.		4,445,928	5,531,000	89,249	1.F FE
26863L-AL-8	ELP 2021-ELP E - CMB		04/27/2023	J.P. MORGAN SECURITIES INC.		681,595	716,526	2,250	1.A FM
26863L-AL-8	ELP 2021-ELP E - CMB		06/06/2023	Bank of America Merrill Lynch		882,207	918,368	4,424	1.A FM
26884T-AL-6	ERAC USA FINANCE LLC		05/04/2023	Various		7,577,449	7,680,000	138,805	2.A FE
278642-AU-7	EBAY INC		05/04/2023	Various		2,984,255	3,080,000	45,892	2.A FE
278642-AW-3	EBAY INC		05/04/2023	Various		6,396,147	7,260,000	28,859	2.A FE
29444U-BK-1	EQUINIX INC		05/04/2023	Various		2,327,839	2,550,000	3,471	2.B FE
29670G-AE-2	ESSENTIAL UTILITIES INC		05/12/2023	SEAPORT		10,583,100	15,000,000	43,284	2.B FE
30036F-AB-7	EVERGY KANSAS CENTRAL INC		05/04/2023	JANE STREET CAPITAL, LLC		7,211,540	7,000,000	59,850	1.F FE
30219G-AK-4	EVERNORTH HEALTH INC		05/04/2023	Various		8,548,907	8,655,000	116,963	1.G FE
30219G-AN-8	EVERNORTH HEALTH INC		05/04/2023	Various		637,323	670,000	3,987	1.G FE
30231G-BF-8	EXXON MOBIL CORP		05/04/2023	Various		4,634,700	5,000,000	26,419	1.D FE

STATEMENT AS OF JUNE 30, 2023 OF THE First Allmerica Financial Life Insurance Company

**SCHEDULE D - PART 3**

Show All Long-Term Bonds and Stock Acquired During the Current Quarter

1	2	3	4	5	6	7	8	9	10
CUSIP Identification	Description	Foreign	Date Acquired	Name of Vendor	Number of Shares of Stock	Actual Cost	Par Value	Paid for Accrued Interest and Dividends	NAIC Designation, NAIC Designation Modifier and SVO Administrative Symbol
31428X-BV-7	FEDEX CORP		05/04/2023	Various		2,356,297	2,538,000	19,451	2.B FE
31620R-AH-8	FIDELITY NATIONAL FINANCIAL INC		05/04/2023	Various		7,555,820	7,719,000	76,225	2.B FE
316925-AA-4	FIGRE 23HE2 A - CMO/RMBS		06/08/2023	GS GA		830,651	832,206		1.A FE
337738-AP-3	FISERV INC		05/04/2023	Various		1,379,047	1,399,000	22,891	2.B FE
343498-AB-7	FLOWERS FOODS INC		05/04/2023	Various		5,216,425	5,420,000	17,389	2.B FE
361448-AY-9	GATX CORP		05/04/2023	Various		180,889	190,000	840	2.B FE
361448-AZ-6	GATX CORP		05/04/2023	Various		1,109,686	1,150,000	4,182	2.B FE
362918-AB-0	GSMB5 23CCM1 A2 - CMO/RMBS		04/08/2023	GS GA		2,521	2,503		1.C FE
362918-AC-8	GSMB5 23CCM1 A3 - CMO/RMBS		04/08/2023	GS GA		2,101	2,086		1.F FE
370334-CF-9	GENERAL MILLS INC		05/04/2023	Various		2,280,882	2,300,000	4,344	2.B FE
370334-CG-7	GENERAL MILLS INC		05/04/2023	Various		2,126,673	2,130,000	4,225	2.B FE
38141G-WB-6	GOLDMAN SACHS GROUP INC		05/04/2023	Various		2,058,302	2,130,000	22,324	2.A FE
404119-CB-3	HCA INC		05/12/2023	GS GA		10,272,750	15,000,000	176,458	2.C FE
40434L-AC-9	HP INC		05/04/2023	Various		18,421,350	20,793,000	269,038	2.B FE
416515-AS-3	HARTFORD FINANCIAL SERVICES GROUP INC		05/04/2023	Various		8,930,705	8,540,000	26,818	2.A FE
418056-AV-9	HASBRO INC		05/04/2023	Various		2,337,623	2,481,000	11,819	2.B FE
418056-AY-3	HASBRO INC		05/04/2023	Various		4,768,368	5,010,000	81,517	2.B FE
431571-AB-4	HILLENBRAND INC		05/04/2023	Various		8,122,650	8,540,000	58,119	3.A FE
44107T-AY-2	HOST HOTELS & RESORTS LP		05/04/2023	Various		3,711,113	4,330,000	56,425	2.C FE
458140-CJ-7	INTEL CORP		05/04/2023	GS GA		10,040,200	10,000,000	139,333	1.F FE
459200-JZ-5	INTERNATIONAL BUSINESS MACHINES CORP		05/04/2023	Various		1,332,698	1,370,000	21,224	1.G FE
459506-AP-6	INTERNATIONAL FLAVORS & FRAGRANCES INC		05/04/2023	Various		3,875,021	4,535,000	4,385	2.C FE
466313-AJ-2	JABIL INC		05/04/2023	Various		6,516,368	7,255,000	79,080	2.C FE
466313-AK-9	JABIL INC		05/04/2023	Various		8,283,956	8,820,000	89,198	2.C FE
48203R-AM-6	JUNIPER NETWORKS INC		05/04/2023	Various		3,158,019	3,365,000	27,691	2.B FE
48203R-AN-4	JUNIPER NETWORKS INC		05/04/2023	Various		758,155	835,000	4,008	2.B FE
49271V-AJ-9	KEURIG DR PEPPER INC		05/04/2023	Various		1,824,480	2,000,000	533	2.B FE
50540R-AT-9	LABORATORY CORPORATION OF AMERICA HOLDIN		05/04/2023	Various		196,027	200,000	1,138	2.B FE
50540R-AV-4	LABORATORY CORPORATION OF AMERICA HOLDIN		05/04/2023	Various		5,562,041	5,775,000	56,451	2.B FE
512807-AN-8	LAM RESEARCH CORP		05/04/2023	Various		3,114,326	3,150,000	16,293	1.G FE
521865-AY-1	LEAR CORP		05/04/2023	Various		14,355,002	15,008,000	77,625	2.B FE
526107-AE-7	LENNOX INTERNATIONAL INC		05/04/2023	Various		2,231,579	2,420,000	8,440	2.B FE
548661-EJ-2	LOWE'S COMPANIES INC		05/12/2023	MORGAN STANLEY & CO. LLC		6,472,160	8,000,000	42,500	2.A FE
55318E-AA-8	MIRA 23MILE A - CMBS		06/02/2023	GS GA		543,718	538,335	2,020	1.A FE
571748-BN-1	MARSH & MCLENNAN COMPANIES INC		05/04/2023	Various		10,940,992	12,800,000	135,200	2.A FE
571903-AP-8	MARRIOTT INTERNATIONAL INC		05/04/2023	Various		6,352,071	6,530,000	22,447	2.B FE
571903-AY-9	MARRIOTT INTERNATIONAL INC		05/04/2023	Various		394,391	395,000	834	2.B FE
579780-AQ-0	MCCORMICK & COMPANY INC		05/04/2023	Various		2,211,907	2,560,000	3,378	2.B FE
58013M-FQ-2	MCDONALD'S CORP		05/04/2023	Various		9,493,800	10,000,000	123,000	2.A FE
581557-BJ-3	MCKESSON CORP		05/04/2023	Various		156,938	160,000	1,369	2.A FE
581557-BN-4	MCKESSON CORP		05/04/2023	Various		6,324,144	6,281,000	127,626	2.A FE
581557-BQ-7	MCKESSON CORP		05/04/2023	Various		671,957	735,000	2,775	2.A FE
58549J-CB-8	MELLO 22INV2 B1 - CMO/RMBS		04/05/2023	WELLS FARGO SECURITIES, LLC		1,000,375	1,239,815	1,096	1.A FM
620076-BF-5	MOTOROLA SOLUTIONS INC		05/04/2023	Various		7,516,308	7,640,000	53,480	2.C FE
666807-CJ-9	NORTHROP GRUMMAN CORP		05/12/2023	HSBC SECURITIES INC.		9,679,000	10,000,000	134,750	2.A FE
67066G-AF-1	NVIDIA CORP		05/04/2023	Various		3,920,419	4,270,000	11,155	1.E FE

E04.2

STATEMENT AS OF JUNE 30, 2023 OF THE First Allmerica Financial Life Insurance Company

**SCHEDULE D - PART 3**

Show All Long-Term Bonds and Stock Acquired During the Current Quarter

1	2	3	4	5	6	7	8	9	10
CUSIP Identification	Description	Foreign	Date Acquired	Name of Vendor	Number of Shares of Stock	Actual Cost	Par Value	Paid for Accrued Interest and Dividends	NAIC Designation, NAIC Designation Modifier and SVO Administrative Symbol
67103H-AF-4	O'REILLY AUTOMOTIVE INC		05/04/2023	Various		4,877,970	5,000,000	31,500	2.A FE
681919-BC-9	OMNICOM GROUP INC		05/04/2023	Various		19,165,015	19,985,000	356,732	2.A FE
68389X-BS-3	ORACLE CORP		05/04/2023	Various		4,377,119	4,500,000	62,319	2.B FE
693964-AD-0	PRKCM 23AFC2 M1 - RMBS		06/07/2023	SUMITOMO MITSUI BANKING CORP (SYDNEY)		764,575	764,590	7,194	1.A FM
695156-AT-6	PACKAGING CORP OF AMERICA		05/04/2023	Various		3,026,594	3,136,000	41,169	2.B FE
695156-AU-3	PACKAGING CORP OF AMERICA		05/04/2023	Various		172,888	190,000	2,201	2.B FE
709599-BG-8	PENSKE TRUCK LEASING CO LP		05/04/2023	Various		424,457	440,000	99	2.B FE
731572-AB-9	RALPH LAUREN CORP		05/04/2023	Various		7,263,849	8,090,000	92,147	1.G FE
745332-CL-8	PUGET SOUND ENERGY INC		05/15/2023	J.P. MORGAN SECURITIES INC.		19,999,400	20,000,000		1.F FE
747525-AU-7	QUALCOMM INC		05/04/2023	Various		4,157,588	4,270,000	63,220	1.F FE
74834L-BB-5	QUEST DIAGNOSTICS INC		05/04/2023	Various		186,448	185,000	1,880	2.B FE
74834L-BC-3	QUEST DIAGNOSTICS INC		05/04/2023	Various		7,662,343	8,766,000	84,543	2.B FE
776743-AB-2	ROPER TECHNOLOGIES INC		05/04/2023	Various		4,595,362	4,667,000	69,376	2.A FE
806851-AK-7	SCHLUMBERGER HOLDINGS CORP		05/04/2023	Various		4,873,385	5,000,000	90,458	2.A FE
824348-AR-7	SHERWIN-WILLIAMS CO		05/04/2023	Various		686,970	705,000	6,283	2.B FE
824348-AW-6	SHERWIN-WILLIAMS CO		05/04/2023	Various		8,194,010	8,540,000	125,218	2.B FE
824348-BF-2	SHERWIN-WILLIAMS CO		05/04/2023	Various		1,353,763	1,370,000	16,385	2.B FE
832696-AU-2	J M SMUCKER CO		05/04/2023	Various		3,447,322	4,205,000	12,162	2.B FE
842587-CV-7	SOUTHERN CO		05/04/2023	Various		21,705,074	22,550,000	250,399	2.B FE
842587-DE-4	SOUTHERN CO		05/04/2023	Various		9,196,489	9,820,000	4,037	2.B FE
855244-AS-8	STARBUCKS CORP		05/12/2023	BARCLAY INVESTMENTS, INC.		4,456,300	5,000,000	625	2.A FE
858119-BM-1	STEEL DYNAMICS INC		05/04/2023	Various		5,243,199	5,888,000	57,940	2.B FE
860630-AD-4	STIFEL FINANCIAL CORP		05/04/2023	Various		1,567,946	20,648		2.C FE
87165B-AL-7	SYNCHRONY FINANCIAL		05/04/2023	Various		9,955,320	11,500,000	106,375	2.C FE
871829-BJ-5	SYSCO CORP		05/04/2023	JEFF GA		7,137,000	10,000,000	76,083	2.B FE
872540-AT-6	TJX COMPANIES INC		05/04/2023	Various		3,555,836	3,660,000	7,485	1.F FE
87264A-DB-8	T-MOBILE USA INC		05/08/2023	GS GA		14,939,250	15,000,000		2.B FE
879360-AE-5	TELEDYNE TECHNOLOGIES INC		05/04/2023	Various		10,271,356	12,103,000	30,510	2.B FE
883203-BY-6	TEXTRON INC		05/04/2023	Various		3,289,233	3,475,000	20,524	2.B FE
911312-BV-7	UNITED PARCEL SERVICE INC		05/04/2023	Various		20,851,220	20,000,000	95,333	1.F FE
91529Y-AL-0	UNUM GROUP		05/04/2023	Various		7,855,265	8,110,000	156,258	2.C FE
91529Y-AN-6	UNUM GROUP		05/04/2023	Various		8,449,657	8,740,000	134,984	2.C FE
92343V-DY-7	VERIZON COMMUNICATIONS INC		05/04/2023	Various		14,241,125	14,330,000	78,815	2.A FE
92343V-GP-3	VERIZON COMMUNICATIONS INC		05/04/2023	GS GA		7,843,400	10,000,000	72,118	2.A FE
929089-AB-6	VOYA FINANCIAL INC		05/04/2023	Various		32,058,255	33,491,000	471,991	2.B FE
92940P-AE-4	WRKCO INC		05/04/2023	Various		1,170,401	1,215,000	20,139	2.B FE
931427-AH-1	WALGREENS BOOTS ALLIANCE INC		05/04/2023	Various		6,398,486	6,530,000	114,420	2.B FE
931427-AQ-1	WALGREENS BOOTS ALLIANCE INC		05/04/2023	Various		8,912,832	9,236,000	135,423	2.B FE
931427-AS-7	WALGREENS BOOTS ALLIANCE INC		05/04/2023	Various		5,244,400	5,980,000	10,100	2.B FE
94974B-FY-1	WELLS FARGO & CO		05/04/2023	Various		12,538,547	12,800,000	220,124	2.B FE
963320-AW-6	WHIRLPOOL CORP		05/04/2023	Various		11,198,685	11,145,000	99,995	2.B FE
98956P-AF-9	ZIMMER BIOMET HOLDINGS INC		05/04/2023	Various		14,348,512	14,662,000	47,713	2.B FE
64413*-AB-2	Project Titan - MSN 37943 - ABS		04/26/2023	INFINITY		5,457,128	5,515,032		2.A PL
1109999999	Subtotal - Bonds - Industrial and Miscellaneous (Unaffiliated)					989,655,592	1,063,423,224	9,526,714	XXX
002010-AA-3	ACXProp IV-B Series 1 - C - ABS		06/26/2023	RESIDENTIAL		33,228	33,228		5.B Z
45033*-AA-4	WABW 2023 LLC Class A - ABS		06/27/2023	INFINITY		1,629,429	1,629,429		1.F PL

E04.3

STATEMENT AS OF JUNE 30, 2023 OF THE First Allmerica Financial Life Insurance Company

**SCHEDULE D - PART 3**

Show All Long-Term Bonds and Stock Acquired During the Current Quarter

1	2	3	4	5	6	7	8	9	10
CUSIP Identification	Description	Foreign	Date Acquired	Name of Vendor	Number of Shares of Stock	Actual Cost	Par Value	Paid for Accrued Interest and Dividends	NAIC Designation, NAIC Designation Modifier and SVO Administrative Symbol
45033*-AB-2	WABW 2023 LLC Class B - ABS		06/27/2023	INFINITY		413,095	413,095		3.B PL
45033*-AC-0	WABW 2023 LLC Class C - ABS		06/27/2023	INFINITY		68,849	68,849		4.B PL
45033@-AA-2	INFINITY TRANSPORTATION 2022 CL A - ABS		06/08/2023	INFINITY		3,427,637	3,427,637		1.F PL
45033@-AB-0	INFINITY TRANSPORTATION 2022 CL B - ABS		06/08/2023	INFINITY		868,985	868,985		3.B PL
45033@-AC-8	INFINITY TRANSPORTATION 2022 CL C - ABS		06/08/2023	INFINITY		144,830	144,830		4.B PL
1509999999. Subtotal - Bonds - Parent, Subsidiaries and Affiliates						6,586,053	6,586,053		XXX
2509999997. Total - Bonds - Part 3						1,291,290,765	1,367,749,277	11,582,440	XXX
2509999998. Total - Bonds - Part 5						XXX	XXX	XXX	XXX
2509999999. Total - Bonds						1,291,290,765	1,367,749,277	11,582,440	XXX
4509999997. Total - Preferred Stocks - Part 3							XXX		XXX
4509999998. Total - Preferred Stocks - Part 5						XXX	XXX	XXX	XXX
4509999999. Total - Preferred Stocks							XXX		XXX
BGA0E6-1S-2	FEDERAL HOME LOAN BANK OF BOSTON		04/10/2023	Federal Home Loan Bank of Boston	15,462,000	1,546,200			
5029999999. Subtotal - Common Stocks - Industrial and Miscellaneous (Unaffiliated) Other						1,546,200	XXX		XXX
5989999997. Total - Common Stocks - Part 3						1,546,200	XXX		XXX
5989999998. Total - Common Stocks - Part 5						XXX	XXX	XXX	XXX
5989999999. Total - Common Stocks						1,546,200	XXX		XXX
5999999999. Total - Preferred and Common Stocks						1,546,200	XXX		XXX
6009999999 - Totals						1,292,836,965	XXX	11,582,440	XXX

STATEMENT AS OF JUNE 30, 2023 OF THE First Allmerica Financial Life Insurance Company

**SCHEDULE D - PART 4**

Show All Long-Term Bonds and Stock Sold, Redeemed or Otherwise Disposed of During the Current Quarter

1	2	3	4	5	6	7	8	9	10	Change In Book/Adjusted Carrying Value					16	17	18	19	20	21	22
										11	12	13	14	15							
CUSIP Identification	Description	Foreign	Disposal Date	Name of Purchaser	Number of Shares of Stock	Consideration	Par Value	Actual Cost	Prior Year Book/Adjusted Carrying Value	Unrealized Valuation Increase/(Decrease)	Current Year's (Amortization)/Accretion	Current Year's Other Than Temporary Impairment Recognized	Total Change in Book/Adjusted Carrying Value (11 + 12 - 13)	Total Foreign Exchange Change in Book/Adjusted Carrying Value	Book/Adjusted Carrying Value at Disposal Date	Foreign Exchange Gain (Loss) on Disposal	Realized Gain (Loss) on Disposal	Total Gain (Loss) on Disposal	Bond Interest/Stock Dividends Received During Year	Stated Contractual Maturity Date	NAIC Designation, NAIC Designation Modifier and SVO Administrative Symbol
..36203N-6W-3	GN 354685 - RMBS		06/01/2023	Paydown		135	135	142	135						135				4	11/15/2023	1.A FE
..36204G-Y3-0	GN 369830 - RMBS		06/01/2023	Paydown		529	529	592	552		(23)		(23)		529				14	12/15/2023	1.A FE
..912810-TN-8	UNITED STATES TREASURY		05/12/2023	Various		165,425,127	169,715,977	167,092,539			818		818		167,093,357		(1,668,230)	(1,668,230)	1,423,711	02/15/2053	1.A FE
..91282C-GM-7	UNITED STATES TREASURY		05/01/2023	Various		177,063,313	177,200,000	177,008,156			100		100		177,008,256		55,056	55,056	729,547	02/15/2033	1.A FE
..91282C-HC-8	UNITED STATES TREASURY		06/01/2023	BARCLAY INVESTMENTS, INC.		14,680,078	15,000,000	14,648,438			81		81		14,648,519		31,559	31,559	24,762	05/15/2033	1.A FE
<b>0109999999 Subtotal - Bonds - U.S. Governments</b>						357,169,182	361,916,641	358,749,867	687		976		976		358,750,796		(1,581,615)	(1,581,615)	2,178,038	XXX	XXX
..268317-AU-8	ELECTRICITE DE FRANCE SA	C	04/24/2023	Jane Street		1,453,941	1,493,000	1,747,179	1,697,128		(11,071)		(11,071)		1,686,057		(232,116)	(232,116)	39,807	09/21/2028	2.A FE
<b>0309999999 Subtotal - Bonds - All Other Governments</b>						1,453,941	1,493,000	1,747,179	1,697,128		(11,071)		(11,071)		1,686,057		(232,116)	(232,116)	39,807	XXX	XXX
..68607L-YQ-5	OREGON		04/24/2023	RAYMOND JAMES & ASSOCIATES INC.		543,555	525,000	640,028	612,479		(5,929)		(5,929)		606,550		(62,996)	(62,996)	12,313	06/01/2027	1.B FE
<b>0509999999 Subtotal - Bonds - U.S. States, Territories and Possessions</b>						543,555	525,000	640,028	612,479		(5,929)		(5,929)		606,550		(62,996)	(62,996)	12,313	XXX	XXX
..717883-KG-6	PHILADELPHIA PA SCH DIST		06/01/2023	Maturity @ 100.00		1,000,000	1,000,000	1,086,130	1,019,528		(19,528)		(19,528)		1,000,000				29,545	06/01/2023	1.E FE
<b>0709999999 Subtotal - Bonds - U.S. Political Subdivisions of States, Territories and Possessions</b>						1,000,000	1,000,000	1,086,130	1,019,528		(19,528)		(19,528)		1,000,000				29,545	XXX	XXX
..235036-6Z-8	DALLAS FORT WORTH TEX INTL ARPT REV		04/24/2023	RAYMOND JAMES & ASSOCIATES INC.		487,970	610,000	640,323	636,098		(947)		(947)		635,151		(147,181)	(147,181)	9,071	11/01/2040	1.E FE
..296357-BV-7	ESCONDIDO CALIF UN HIGH SCH DIST CTFS PA		06/01/2023	Call @ 100.00		100,000	100,000	102,140	100,000						100,000				3,575	06/01/2027	1.E FE
..38122N-D4-1	GOLDEN ST TOB SECURITIZATION CORP CALIF		04/24/2023	Wachovia Bank		3,069,637	3,750,000	3,750,000	3,750,000						3,750,000		(680,363)	(680,363)	52,051	06/01/2036	1.G FE
..38122N-D5-8	GOLDEN ST TOB SECURITIZATION CORP CALIF		04/24/2023	Wachovia Bank		3,093,103	4,050,000	4,050,000	4,050,000						4,050,000		(956,897)	(956,897)	59,874	06/01/2041	1.G FE
..62620Y-YM-0	MUNICIPAL ELEC AUTH GA		04/01/2023	Call @ 100.00		21,000	21,000	22,958	22,689		(4)		(4)		22,685		(1,685)	(1,685)	699	04/01/2057	1.F FE
..64988V-DM-2	NEW YORK ST MUN BD BK AGY RECOVERY ACT		05/15/2023	Call @ 100.00		280,000	280,000	304,937	295,926		(2,402)		(2,402)		293,524		(13,524)	(13,524)	8,151	05/15/2025	1.E FE
..691879-EW-6	OXNARD CALIF FING AUTH WTR REV		06/01/2023	Call @ 100.00		75,000	75,000	94,569	91,790		(832)		(832)		90,957		(15,957)	(15,957)	2,557	06/01/2030	1.F FE
..783186-AJ-4	RUTGERS ST UNIV N J		05/01/2023	Call @ 100.00		100,000	100,000	119,182	115,955		(766)		(766)		115,189		(15,189)	(15,189)	2,773	05/01/2029	1.E FE
..80168N-EP-0	SANTA CLARA VY CALIF TRANSN AUTH SALES T		04/24/2023	Various		1,044,477	1,000,000	1,268,950	1,219,688		(5,727)		(5,727)		1,213,961		(169,484)	(169,484)	32,955	04/01/2032	1.C FE
..958792-CD-3	WESTERN NASSAU CNTY N Y WTR AUTH WTR SYS		04/01/2023	Call @ 100.00		175,000	175,000	194,763	187,315		(1,314)		(1,314)		186,001		(11,001)	(11,001)	5,256	04/01/2025	1.E FE
<b>0909999999 Subtotal - Bonds - U.S. Special Revenues</b>						8,446,187	10,161,000	10,547,822	10,469,461		(11,992)		(11,992)		10,457,468		(2,011,281)	(2,011,281)	176,962	XXX	XXX
..00182E-BF-5	ANZ NEW ZEALAND INTL LTD (LONDON BRANCH)	C	04/24/2023	MarketAxess		947,346	1,000,000	1,115,173	1,088,508		(5,907)		(5,907)		1,082,601		(135,255)	(135,255)	26,575	07/17/2027	1.E FE
..007589-AA-2	ADVOCATE HEALTH AND HOSPITALS CORP		04/24/2023	PERSHING LLC		481,471	500,000	571,073	556,802		(3,157)		(3,157)		553,645		(72,175)	(72,175)	13,258	08/15/2028	1.C FE
..00817Y-AQ-1	AETNA INC		06/06/2023	Bank of America Merrill Lynch		4,802,287	4,945,000	4,844,162			6,194		6,194		4,850,355		(48,068)	(48,068)	97,595	11/15/2024	2.B FE
..008684-AA-0	AHMA 2006-6 A1A - CMO/RMBS		06/26/2023	Paydown		47,899	62,888	45,163	50,949		(3,050)		(3,050)		47,899				994	12/25/2046	1.A FM
..017175-AE-0	ALLEGHANY CORP		05/04/2023	Bank of America Merrill Lynch		2,509,524	2,650,000	2,509,524			200		200		2,509,724		(200)	(200)	46,163	05/15/2030	1.E FE
..023135-BN-5	AMAZON.COM INC		05/04/2023	MORGAN STANLEY & CO. LLC		5,624,025	5,500,000	5,624,025			(518)		(518)		5,623,507		518	518	123,139	12/03/2025	1.E FE
..025816-BK-4	AMERICAN EXPRESS CO		05/04/2023	MORGAN STANLEY & CO. LLC		16,072,445	16,649,000	16,072,445			3,818		3,818		16,076,263		(3,818)	(3,818)	256,499	12/05/2024	1.G FE
..02660X-AD-6	AHMA 2006-2 2A1 - CMO/RMBS		06/26/2023	Paydown		49,951	49,951	37,839	40,409		9,542		9,542		49,951				802	09/25/2046	1.A FM
..03027X-AG-5	AMERICAN TOWER CORP		06/06/2023	Bank of America Merrill Lynch		911,800	940,000	926,569			610		610		927,179		(15,379)	(15,379)	19,531	06/01/2025	2.A FE
..03465G-AA-4	AOMT 232 A1 - CMO/RMBS		06/01/2023	Paydown		16,518	16,518	15,622			895		895		16,518				195	10/25/2067	1.A FE
..03465G-AB-2	AOMT 232 A2 - RMBS		06/01/2023	Paydown		5,605	7,518	7,063			(1,458)		(1,458)		5,605				145	10/25/2067	1.C FE
..03465G-AC-0	AOMT 232 A3 - RMBS		06/01/2023	Paydown		8,259	8,259	7,609			650		650		8,259				97	10/25/2067	1.F FE
..036752-AL-7	ELEVANCE HEALTH INC		05/04/2023	Bank of America Merrill Lynch		422,160	460,000	422,160			57		57		422,217		(57)	(57)	1,947	09/15/2029	2.B FE
..03765H-AF-8	APOLLO MANAGEMENT HOLDINGS LP		05/04/2023	Bank of America Merrill Lynch		10,675,712	12,800,000	10,675,712			2,692		2,692		10,678,404		(2,692)	(2,692)	144,160	06/05/2030	1.G FE

E05

STATEMENT AS OF JUNE 30, 2023 OF THE First Allmerica Financial Life Insurance Company

**SCHEDULE D - PART 4**

Show All Long-Term Bonds and Stock Sold, Redeemed or Otherwise Disposed of During the Current Quarter

1	2	3	4	5	6	7	8	9	10	Change In Book/Adjusted Carrying Value					16	17	18	19	20	21	22
										11	12	13	14	15							
CUSIP Identification	Description	Foreign	Disposal Date	Name of Purchaser	Number of Shares of Stock	Consideration	Par Value	Actual Cost	Prior Year Book/ Adjusted Carrying Value	Unrealized Valuation Increase/ (Decrease)	Current Year's (Amortization)/ Accretion	Current Year's Other Than Temporary Impairment Recognized	Total Change in Book/ Adjusted Carrying Value (11 + 12 - 13)	Total Foreign Exchange Change in Book /Adjusted Carrying Value	Book/ Adjusted Carrying Value at Disposal Date	Foreign Exchange Gain (Loss) on Disposal	Realized Gain (Loss) on Disposal	Total Gain (Loss) on Disposal	Bond Interest/ Stock Dividends Received During Year	Stated Contractual Maturity Date	NAIC Designation, NAIC Designation Modifier and SVO Administrative Symbol
..038222-AJ-4	APPLIED MATERIALS INC		04/24/2023	PAR Bank of America Merrill Lynch		988,551	1,000,000	1,123,679	1,079,045		(9,762)		(9,762)		1,069,283		(80,732)	(80,732)	22,024	10/01/2025	1.F FE
..04621X-AJ-7	ASSURANT INC		05/04/2023	Bank of America Merrill Lynch		4,164,787	4,270,000	4,164,787			212		212		4,164,999		(212)	(212)	23,829	03/27/2028	2.B FE
..05329W-AM-4	AUTONATION INC		05/04/2023	Bank of America Merrill Lynch		1,682,486	1,710,000	1,682,486			120		120		1,682,606		(120)	(120)	7,909	10/01/2025	2.C FE
..053332-AT-9	AUTOZONE INC		05/04/2023	Bank of America Merrill Lynch		5,855,115	6,094,000	5,855,115			832		832		5,855,948		(832)	(832)	8,993	04/21/2026	2.B FE
..053332-AW-2	AUTOZONE INC		05/04/2023	Bank of America Merrill Lynch		2,850,420	3,000,000	2,850,420			241		241		2,850,661		(241)	(241)	6,250	04/18/2029	2.B FE
..05600L-AB-2	BMW FINANCE NV	C	06/23/2023	Direct		9,657,196	10,000,000	9,990,200	9,996,757		940		940		9,997,698		(340,501)	(340,501)	206,000	08/14/2024	1.F FE
..05608W-AN-4	BX 2021-SOAR E - CMBS		04/15/2023	Paydown JP Morgan Securities		24,383	24,383	22,696			1,687		1,687		24,383				136	06/15/2038	1.A FM
..06051G-GF-0	BANK OF AMERICA CORP		06/28/2023	Inc		6,632,710	7,000,000	6,696,991			12,064		12,064		6,709,055		(76,345)	(76,345)	118,969	01/20/2028	1.G FE
..06051G-HD-4	BANK OF AMERICA CORP		06/28/2023	Jane Street		391,174	425,000	395,303			912		912		396,215		(5,041)	(5,041)	7,669	12/20/2028	1.E FE
..071813-CS-6	BAXTER INTERNATIONAL INC		06/28/2023	US Bank		2,954,916	3,640,000	2,997,638			9,252		9,252		3,006,890		(51,974)	(51,974)	38,251	02/01/2032	2.B FE
..07401M-AG-6	BSMF 2007-AR1 2A3 - RMBS		06/26/2023	Paydown		26,599	12,449	11,158	26,338		261		261		26,599					02/25/2037	1.A FM
..07401N-AA-7	BSMF 2006-AR5 1A1 - RMBS		06/26/2023	Paydown		30,678	30,678	26,787	27,340		3,338		3,338		30,678				349	12/26/2036	1.A FM
..07401T-AA-4	BSMF 2007-AR2 A1 - RMBS		06/26/2023	Paydown		44,120	44,120	31,020	30,398		13,722		13,722		44,120				653	03/25/2037	1.A FM
..07401Y-AA-3	BSMF 2007-AR4 1A1 - RMBS		06/26/2023	Paydown MORGAN STANLEY & CO.		39,834	39,834	33,515	34,341		5,493		5,493		39,834				545	04/27/2037	1.A FM
..075887-BL-2	BECTON DICKINSON AND CO		05/04/2023	LLC		15,744,000	16,000,000	15,744,000			2,771		2,771		15,746,771		(2,771)	(2,771)	297,944	05/15/2024	2.B FE
..075887-BV-0	BECTON DICKINSON AND CO		06/23/2023	Direct Bank of America Merrill Lynch		4,891,887	5,000,000	5,127,100	5,035,077		(13,022)		(13,022)		5,022,054		(130,168)	(130,168)	92,015	06/06/2024	2.B FE
..08652B-AA-7	BEST BUY CO INC		05/04/2023	Bank of America Merrill Lynch		5,442,250	5,500,000	5,442,250			109		109		5,442,359		(109)	(109)	25,155	10/01/2028	2.A FE
..08652B-AB-5	BEST BUY CO INC		05/04/2023	Bank of America Merrill Lynch		11,459,781	14,038,000	11,459,781			3,184		3,184		11,462,964		(3,184)	(3,184)	28,134	10/01/2030	2.A FE
..09062X-AF-0	BIOGEN INC		06/06/2023	Lynch		2,034,594	2,090,000	2,060,218			1,164		1,164		2,061,382		(26,788)	(26,788)	19,515	09/15/2025	2.A FE
..09659W-2D-5	BNP PARIBAS SA	C	06/23/2023	Direct		4,806,146	5,000,000	5,024,550	5,009,488		(2,186)		(2,186)		5,007,302		(201,156)	(201,156)	161,250	01/09/2025	1.G FE
..09659W-2G-8	BNP PARIBAS SA	C	06/23/2023	Direct		6,935,793	7,000,000	7,000,000	7,000,000						7,000,000		(64,207)	(64,207)	313,797	01/10/2025	1.G FE
..10112R-BD-5	BOSTON PROPERTIES LP		05/04/2023	LLC MORGAN STANLEY & CO.		7,635,817	9,530,000	7,635,817			2,116		2,116		7,637,933		(2,116)	(2,116)	84,314	01/30/2031	2.A FE
..10922N-AC-7	BRIGHTHOUSE FINANCIAL INC		05/04/2023	Lynch		18,151,751	19,522,000	18,151,751			3,300		3,300		18,155,051		(3,300)	(3,300)	272,874	06/22/2027	2.B FE
..11042A-AA-2	BRITISH AIRWAYS PASS THROUGH TRUST 2013	C	06/20/2023	Paydown		17,916	17,916	18,892	18,485		(569)		(569)		17,916				414	12/20/2025	1.E FE
..11043X-AA-1	BRITISH AIRWAYS 2019-1 PASS THROUGH TRUS		06/15/2023	Paydown J.P. MORGAN SECURITIES		118,572	136,006	140,513	140,363		(87)		(87)		140,276		(21,704)	(21,704)	1,612	06/15/2034	1.F FE
..111021-AL-5	BRITISH TELECOMMUNICATIONS PLC	C	06/20/2023	INC		9,873,200	10,000,000	9,488,150	9,538,910		398		398		9,539,308		333,892	333,892	25,625	12/04/2028	2.B FE
..114259-AT-1	BROOKLYN UNION GAS CO		04/24/2023	Jane Street		460,056	500,000	558,111	547,523		(2,346)		(2,346)		545,177		(85,121)	(85,121)	12,363	03/04/2029	2.A FE
..120568-AX-8	BUNGE LIMITED FINANCE CORP		06/28/2023	Jane Street		269,627	285,000	273,746			506		506		274,252		(4,625)	(4,625)	3,473	08/15/2026	2.B FE
..12201P-AB-2	BURLINGTON RESOURCES LLC	C	04/24/2023	PERSHING LLC		1,740,067	1,503,000	2,197,326	2,107,354		(19,982)		(19,982)		2,087,372		(347,304)	(347,304)	74,940	08/15/2031	1.F FE
..12566Q-AG-8	CMALT 2007-A1 1A7 - CMO/RMBS		06/01/2023	Paydown		9,019	16,364	14,080	15,037		(6,018)		(6,018)		9,019				391	01/25/2037	1.A FM
..12566X-AK-4	CMALT 2007-A7 2A1 - CMO/RMBS		06/25/2023	Paydown		2,762	2,623	2,305	2,305		457		457		2,762				57	07/25/2037	1.D FM
..126650-BV-1	CVSPAS 2010 CTF - CMBS		06/10/2023	Paydown		11,442	11,442	13,648	13,208		(1,766)		(1,766)		11,442				275	01/10/2033	2.B FE
..126650-BY-5	CVSPAS 2011 CTF - CMBS		06/10/2023	Paydown MORGAN STANLEY & CO.		1,533	1,533	1,875	1,822		(289)		(289)		1,533				38	01/10/2034	2.B FE
..126650-CF-5	CVS HEALTH CORP		05/04/2023	LLC MORGAN STANLEY & CO.		88,292	90,000	88,292			14		14		88,306		(14)	(14)	726	08/12/2024	2.B FE
..126650-CL-2	CVS HEALTH CORP		05/04/2023	LLC		1,084,996	1,100,000	1,084,996			74		74		1,085,070		(74)	(74)	12,788	07/20/2025	2.B FE

STATEMENT AS OF JUNE 30, 2023 OF THE First Allmerica Financial Life Insurance Company

**SCHEDULE D - PART 4**

Show All Long-Term Bonds and Stock Sold, Redeemed or Otherwise Disposed of During the Current Quarter

1	2	3	4	5	6	7	8	9	10	Change In Book/Adjusted Carrying Value					16	17	18	19	20	21	22
										11	12	13	14	15							
CUSIP Identification	Description	Foreign	Disposal Date	Name of Purchaser	Number of Shares of Stock	Consideration	Par Value	Actual Cost	Prior Year Book/ Adjusted Carrying Value	Unrealized Valuation Increase/ (Decrease)	Current Year's (Amortization)/ Accretion	Current Year's Other Than Temporary Impairment Recognized	Total Change in Book/ Adjusted Carrying Value (11 + 12 - 13)	Total Foreign Exchange Change in Book /Adjusted Carrying Value	Book/ Adjusted Carrying Value at Disposal Date	Foreign Exchange Gain (Loss) on Disposal	Realized Gain (Loss) on Disposal	Total Gain (Loss) on Disposal	Bond Interest/ Stock Dividends Received During Year	Stated Contractual Maturity Date	NAIC Designation, NAIC Designation Modifier and SVO Administrative Symbol
..12665E-AC-4	CSMC 22N2M4 A1 - CMO/RMBS		06/01/2023	Paydown		19,408	19,408	19,158	19,183		225		225		19,408				388	06/25/2067	1.A FE
..12667G-LB-4	CWALT 2005-27 1A2 - CMO/RMBS		06/01/2023	Paydown		4,671	4,671	2,391	2,761		1,909		1,909		4,671					08/25/2035	1.A FM
..12667G-MF-7	CWALT 2005-16 A4 - CMO/RMBS		06/26/2023	Paydown		12,957	12,957	6,458	7,600		5,357		5,357		12,957				253	06/25/2035	1.A FM
..12667G-NS-8	CWALT 2005-24 1A1 - CMO/RMBS		06/01/2023	Paydown		7,388	7,388	5,143	4,887		2,501		2,501		7,388				128	07/20/2035	1.A FM
..12667G-Y9-8	CWALT 2005-38 A1 - CMO/RMBS		06/01/2023	Paydown		12,949	12,949	10,472	10,638		2,310		2,310		12,949				226	09/25/2035	1.A FM
..12667G-Z3-0	CWALT 2005-38 A3 - CMO/RMBS		06/26/2023	Paydown		22,444	22,444	17,414	17,837		4,608		4,608		22,444				400	09/25/2035	1.A FM
..12668A-EV-3	CWALT 2005-59 1A1 - CMO/RMBS		06/21/2023	Paydown		87,179	87,179	63,992	67,649		19,530		19,530		87,179				1,365	11/20/2035	1.A FM
..12668A-GN-9	CWALT 2005-56 1A1 - CMO/RMBS		06/26/2023	Paydown		21,581	21,581	10,457	11,059		10,523		10,523		21,581				345	11/25/2035	1.A FM
..12668A-TN-5	CWALT 2005-62 1A1 - CMO/RMBS		06/26/2023	Paydown		70,190	70,190	52,807	48,899		21,290		21,290		70,190				1,040	12/25/2035	1.A FM
..126694-D7-0	CWHL 2006-HYB2 4A1 - CMO/RMBS		04/01/2023	Paydown		4,339	2,367	2,119	4,275		64		64		4,339					04/22/2036	1.A FM
..126694-D7-0	CWHL 2006-HYB2 4A1 - CMO/RMBS		06/01/2023	Paydown		570	570	71			570		570		570				9	04/22/2036	1.A FM
..126694-D7-0	CWHL 2006-HYB2 4A1 - CMO/RMBS		06/01/2023	Paydown		7,252	3,328	2,979	7,096		156		156		7,252					04/22/2036	1.A FM
..127055-AK-7	CABOT CORP		05/04/2023	Lynch		759,002	805,000	759,002			138		138		759,140			(138)	4,029	09/15/2026	2.B FE
..133131-AW-2	CAMDEN PROPERTY TRUST		04/24/2023	Jane Street		2,415,391	2,495,000	2,907,274	2,826,288		(17,838)		(17,838)		2,808,450		(393,059)	(393,059)	53,790	10/15/2028	1.G FE
..141781-BK-9	CARGILL INC		04/24/2023	Jane Street		929,301	1,000,000	1,114,272	1,093,776		(4,553)		(4,553)		1,089,223		(159,923)	(159,923)	13,659	05/23/2029	1.F FE
..17108J-AA-1	CHRISTUS HEALTH		04/24/2023	MarketAxess		485,144	500,000	582,789	565,880		(3,770)		(3,770)		562,110		(76,966)	(76,966)	17,684	07/01/2028	1.E FE
..172967-JL-6	CITIGROUP INC		06/06/2023	Lynch		4,142,199	4,270,000	4,173,895			4,682		4,682		4,178,577		(36,378)	(36,378)	33,093	03/26/2025	2.B FE
..17312V-AD-0	CMLTI 2007-6 12A - CMO/RMBS		06/01/2023	Paydown		20,103	146,793	62,640	56,111		(36,008)		(36,008)		20,103				9,993	03/25/2037	1.A FM
..17312V-AE-8	CMLTI 2007-6 13A - CMO/RMBS		06/01/2023	Paydown		37,014	47,673	17,013	23,369		13,645		13,645		37,014				1,481	03/25/2037	1.A FM
..20030N-BT-7	COMCAST CORP		04/24/2023	RBC CAPITAL MARKETS		425,767	506,000	554,614	550,536		(914)		(914)		549,622		(123,855)	(123,855)	12,562	07/15/2036	1.G FE
..202740-JT-7	COMMONWEALTH BANK OF AUSTRALIA	C	04/24/2023	PERSHING LLC		1,884,409	2,000,000	2,205,894	2,159,524		(10,216)		(10,216)		2,149,308		(264,899)	(264,899)	37,678	09/19/2027	1.D FE
..210795-QB-9	UNITED AIRLINES 2012-2 PASS THROUGH TRUS		04/24/2023	MarketAxess		533,343	552,017	585,501	573,157		(3,298)		(3,298)		569,859		(36,516)	(36,516)	10,752	04/29/2026	2.B FE
..23242G-AE-4	CWALT 2006-0A16 A2 - RMBS		06/26/2023	Paydown		2,151	2,151	1,406	1,528		623		623		2,151				38	10/25/2046	1.A FM
..23245Q-AA-7	CWALT 2006-0A21 A1 - CMO/RMBS		06/20/2023	Paydown		23,878	34,351	21,506	22,060		1,818		1,818		23,878				518	03/20/2047	1.A FM
..23332U-GH-0	DSL A 2006-AR1 21A - RMBS		06/01/2023	Paydown		86,885	86,885	74,336	75,839		11,045		11,045		86,885				1,067	04/19/2046	1.A FM
..233331-AY-3	DTE ENERGY CO		05/04/2023	Lynch		187,702	200,000	187,702			37		37		187,739		(37)	(37)	586	10/01/2026	2.B FE
..233331-AZ-0	DTE ENERGY CO		05/04/2023	Lynch		4,064,570	4,270,000	4,064,570			533		533		4,065,103		(533)	(533)	23,888	03/15/2027	2.B FE
..233851-DT-8	MERCEDES-BENZ FINANCE NORTH AMERICA LLC		04/24/2023	PERSHING LLC		612,117	621,000	731,220	711,555		(4,348)		(4,348)		707,207		(95,089)	(95,089)	17,973	02/22/2029	1.F FE
..237194-AL-9	DARDEN RESTAURANTS INC		05/04/2023	Lynch		9,069,042	9,345,000	9,069,042			693		693		9,069,735		(693)	(693)	6,996	05/01/2027	2.B FE
..24381Y-AA-2	DRMT 223 A1 - CMO/RMBS		06/01/2023	Paydown		104,870	104,870	104,816	104,777		93		93		104,870				2,608	07/25/2067	1.A FE
..24381Y-AC-8	DRMT 223 A3 - CMO/RMBS		06/01/2023	Paydown		73,409	73,409	71,119	71,186		2,223		2,223		73,409				1,826	07/25/2067	1.F FE
..25466A-AP-6	DISCOVER BANK		05/04/2023	Lynch		11,057,455	11,630,000	11,057,455			1,026		1,026		11,058,481		(1,026)	(1,026)	82,621	09/13/2028	2.B FE
..254709-AK-4	DISCOVER FINANCIAL SERVICES		05/04/2023	MORGAN STANLEY & CO. LLC		194,168	200,000	194,168			42		42		194,210		(42)	(42)	7,944	11/06/2024	2.B FE
..26884T-AL-6	ERAC USA FINANCE LLC		06/06/2023	Lynch		7,500,595	7,680,000	7,577,449			6,340		6,340		7,583,789		(83,194)	(83,194)	166,731	11/15/2024	2.A FE
..278062-AD-6	EATON CORP		06/20/2023	J.P. MORGAN SECURITIES INC.		28,166,900	30,000,000	27,293,550	27,443,704		1,189		1,189		27,444,893		722,007	722,007	166,667	11/02/2032	1.G FE
..29273R-AR-0	ENERGY TRANSFER LP		04/24/2023	Jane Street		1,035,595	1,003,000	1,319,151	1,304,268		(3,390)		(3,390)		1,300,878		(265,283)	(265,283)	47,683	02/01/2042	2.C FE
..30040W-AF-5	EVERSOURCE ENERGY		06/20/2023	J.P. MORGAN SECURITIES INC.		13,261,536	13,909,000	13,043,123	13,124,846		54,228		54,228		13,125,499		136,037	136,037	428,571	04/01/2029	2.A FE

E05.2



**SCHEDULE D - PART 4**

Show All Long-Term Bonds and Stock Sold, Redeemed or Otherwise Disposed of During the Current Quarter

1	2	3	4	5	6	7	8	9	10	Change In Book/Adjusted Carrying Value					16	17	18	19	20	21	22
										11	12	13	14	15							
CUSIP Identification	Description	Foreign	Disposal Date	Name of Purchaser	Number of Shares of Stock	Consideration	Par Value	Actual Cost	Prior Year Book/ Adjusted Carrying Value	Unrealized Valuation Increase/(Decrease)	Current Year's (Amortization)/ Accretion	Current Year's Other Than Temporary Impairment Recognized	Total Change in Book/ Adjusted Carrying Value (11 + 12 - 13)	Total Foreign Exchange Change in Book /Adjusted Carrying Value	Book/ Adjusted Carrying Value at Disposal Date	Foreign Exchange Gain (Loss) on Disposal	Realized Gain (Loss) on Disposal	Total Gain (Loss) on Disposal	Bond Interest/ Stock Dividends Received During Year	Stated Contractual Maturity Date	NAIC Designation, NAIC Designation Modifier and SVO Administrative Symbol
..30231G-AT-9	EXXON MOBIL CORP		04/24/2023	JP Morgan Securities Inc.		969,794	1,000,000	1,097,945	1,066,067		(6,974)		(6,974)		1,059,092		(89,298)	(89,298)	19,720	03/01/2026	1.D FE
..30231G-BF-8	EXXON MOBIL CORP		05/04/2023	Bank of America Merrill Lynch		4,634,700	5,000,000	4,634,700			161		161		4,634,861		(161)	(161)	28,767	03/19/2040	1.D FE
..31573E-AC-5	EFMT 223 A3 - CMO/RMBS		06/01/2023	Bank of America Merrill Lynch		224,516	224,516	210,042	210,042		14,473		14,473		224,516				4,903	08/25/2067	1.A FM
..31620R-AH-8	FIDELITY NATIONAL FINANCIAL INC		05/04/2023	Bank of America Merrill Lynch		7,555,820	7,719,000	7,555,820			316		316		7,556,137		(316)	(316)	80,085	08/15/2068	2.B FE
..316925-AA-4	FIGRE 23HE2 A - CMO/RMBS		06/25/2023	Paydown		23,489	23,489	23,445			44		44		23,489				47	05/25/2053	1.A FE
..32029G-AC-8	FFML 2007-FF2 A2B - RMBS		06/26/2023	Paydown		216,434	216,434	123,251	105,914		110,520		110,520		216,434				2,491	03/25/2037	1.A FM
..33616C-AB-6	FIRST REPUBLIC BANK		05/03/2023	Various		17,000	1,575,000	1,203,945	1,329,864		478	125,981	(125,503)		1,204,360		(1,187,360)	(1,187,360)	12,578	08/01/2046	6. FE
..33616C-AB-6	FIRST REPUBLIC BANK		05/03/2023	Direct							79	221,557	(221,478)		21,875				21,875	08/01/2046	6. FE
..33616C-AC-4	FIRST REPUBLIC BANK		05/03/2023	DEUTSEC		8,500	850,000	653,378	838,128		66	184,816	(184,750)		653,378		(644,878)	(644,878)	19,656	02/13/2047	6. FE
..337738-AP-3	FISERV INC		06/06/2023	Bank of America Merrill Lynch		1,361,339	1,399,000	1,379,047			904		904		1,379,952		(18,613)	(18,613)	27,978	06/01/2025	2.B FE
..343498-AB-7	FLOWERS FOODS INC		05/04/2023	Bank of America Merrill Lynch		5,216,425	5,420,000	5,216,425			610		610		5,217,035		(610)	(610)	19,497	10/01/2026	2.B FE
..35564K-P3-7	STACR 2023-DNA1 M1A - CMO/RMBS		06/26/2023	Paydown		230,110	230,110	230,127			(17)		(17)		230,110				3,034	03/25/2043	2.B FE
..3622EB-AE-5	GSAA 2006-15 AF5 - RMBS		06/01/2023	Paydown		66,044	66,044	29,183	19,838		46,206		46,206		66,044				427	09/25/2036	1.A FM
..3622EB-AF-2	GSAA 2006-15 AF6 - RMBS		06/01/2023	Paydown		84,868	84,868	37,288	25,359		59,509		59,509		84,868				503	09/25/2036	1.A FM
..3622EQ-AC-9	GSAA 2007-1 2A1 - RMBS		06/26/2023	Paydown		69,435	69,435	55,460	48,614		20,821		20,821		69,435				553	02/25/2037	1.A FM
..362918-AA-2	GSMSB 23CCM1 A1 - CMO/RMBS		06/25/2023	Paydown		61,911	61,911	61,747			164		164		61,911				1,024	08/25/2053	1.A FE
..362918-AB-0	GSMSB 23CCM1 A2 - CMO/RMBS		06/25/2023	Paydown		17,362	17,362	17,483			(121)		(121)		17,362				261	08/25/2053	1.C FE
..362918-AC-8	GSMSB 23CCM1 A3 - CMO/RMBS		06/25/2023	Paydown		14,468	14,468	14,569			(101)		(101)		14,468				260	08/25/2053	1.F FE
..370334-CF-9	GENERAL MILLS INC		06/06/2023	Bank of America Merrill Lynch		2,253,609	2,300,000	2,280,882			911		911		2,281,793		(28,184)	(28,184)	13,033	04/17/2025	2.B FE
..373298-CF-3	GEORGIA-PACIFIC LLC		04/24/2023	BARCLAYS CAPITAL INC. SG AMERICAS SECURITIES, LLC		1,020,106	1,000,000	1,180,843	1,076,425		(22,958)		(22,958)		1,053,468		(33,362)	(33,362)	62,067	01/15/2024	1.G FE
..377372-AN-7	GLAXOSMITHKLINE CAPITAL INC		04/24/2023	LLC		244,982	249,000	288,218	280,289		(1,758)		(1,758)		278,531		(33,549)	(33,549)	4,270	05/15/2028	1.F FE
..39538W-EA-2	GPMF 2005-AR5 1A1 - CMO/RMBS		06/26/2023	Paydown		658,345	658,345	565,876	578,969		79,376		79,376		658,345				12,012	11/25/2043	1.A FM
..39538W-HF-8	GPMF 2006-AR3 4A1 - RMBS		06/26/2023	Paydown		40,321	40,321	29,742	30,891		9,430		9,430		40,321				492	04/25/2036	1.A FM
..40434L-AC-9	HP INC		05/04/2023	Bank of America Merrill Lynch		18,421,350	20,793,000	18,421,350			3,066		3,066		18,424,416		(3,066)	(3,066)	276,893	06/17/2030	2.B FE
..41161P-L4-3	HVMLT 2006-4 21A - CMO/RMBS		06/20/2023	Paydown		9,971	10,154	4,554	3,786		6,185		6,185		9,971				186	05/19/2046	1.A FM
..41161P-UC-3	HVMLT 2005-13 2A2 - CMO/RMBS		05/19/2023	Paydown		1,151	1,151	926	736		416		416		1,151				23	02/19/2036	4.A FM
..41161Q-AB-7	HVMLT 2006-3 2A - CMO/RMBS		06/01/2023	Paydown		3,468	3,468	1,742	1,378		2,089		2,089		3,468				48	06/19/2036	1.A FM
..41162C-AC-5	HVMLT 2006-10 21A - RMBS		06/20/2023	Paydown		218,953	218,953	189,700	194,369		29,597	5,013	24,584		218,953				2,179	11/19/2036	1.A FM
..41164Q-AA-3	HVMLT 2007-7 1AA - RMBS		06/26/2023	Paydown		501,104	447,270	413,169	416,967		84,137		84,137		501,104				5,664	10/25/2037	3.A FM
..416515-AS-3	HARTFORD FINANCIAL SERVICES GROUP INC		05/04/2023	Bank of America Merrill Lynch		8,930,705	8,540,000	8,930,705			(211)		(211)		8,930,494		211	211	32,464	10/15/2036	2.A FE
..418056-AV-9	HASBRO INC		05/04/2023	Bank of America Merrill Lynch		2,337,623	2,481,000	2,337,623			326		326		2,337,949		(326)	(326)	12,784	09/15/2027	2.B FE
..418056-AY-3	HASBRO INC		05/04/2023	Bank of America Merrill Lynch		4,768,368	5,010,000	4,768,368			716		716		4,769,084		(716)	(716)	83,493	11/19/2026	2.B FE
..43134B-AA-2	HITR 5 A1A - CDO	C	04/20/2023	Paydown		70,139	70,139	70,139							70,139				723	04/20/2043	1.A FE
..43134B-AC-8	HITR 5 A1B - CDO	C	04/20/2023	Paydown		16,667	16,667	16,667							16,667				134	04/20/2043	1.A FE
..431571-AB-4	HILLENBRAND INC		05/04/2023	Bank of America Merrill Lynch		8,113,000	8,540,000	8,122,650			1,238		1,238		8,123,888		(10,888)	(10,888)	62,864	09/15/2026	3.A FE
..44107T-AY-2	HOST HOTELS & RESORTS LP		05/04/2023	Bank of America Merrill Lynch		3,711,113	4,330,000	3,711,113			849		849		3,711,963		(849)	(849)	58,049	12/15/2029	2.C FE

## STATEMENT AS OF JUNE 30, 2023 OF THE First Allmerica Financial Life Insurance Company

## SCHEDULE D - PART 4

Show All Long-Term Bonds and Stock Sold, Redeemed or Otherwise Disposed of During the Current Quarter

1 CUSIP Identification	2 Description	3 For- eign	4 Disposal Date	5 Name of Purchaser	6 Number of Shares of Stock	7 Consid- eration	8 Par Value	9 Actual Cost	10 Prior Year Book/ Adjusted Carrying Value	Change In Book/Adjusted Carrying Value					16 Book/ Adjusted Carrying Value at Disposal Date	17 Foreign Exchange Gain (Loss) on Disposal	18 Realized Gain (Loss) on Disposal	19 Total Gain (Loss) on Disposal	20 Bond Interest/ Stock Dividends Received During Year	21 Stated Con- tractual Maturity Date	22 NAIC Design- ation, NAIC Design- ation Modifier and SVO Admini- strative Symbol
										11 Unrealized Valuation Increase/ (Decrease)	12 Current Year's (Amor- tization)/ Accretion	13 Current Year's Other Than Temporary Impairment Recogn- ized	14 Total Change in Book/ Adjusted Carrying Value (11 + 12 - 13)	15 Total Foreign Exchange Change in Book /Adjusted Carrying Value							
..44891C-BB-8	HYUNDAI CAPITAL AMERICA .....		06/23/2023	Direct .....		4,406,566	4,515,000	4,357,517	4,379,560		42,672		42,672		4,422,231		(15,665)	(15,665)	1,279	06/20/2024	2.A FE
..45276Q-AA-2	IMPLR 2022-NQM5 A1 - RMBS .....		06/01/2023	Paydown .....		270,587	270,587	268,667	268,772		1,815		1,815		270,587				5,904	08/25/2067	1.A FE
..456612-AA-8	INDX 2006-AR6 A1A - RMBS .....		06/01/2023	Paydown .....		100,240	100,240	97,654	97,654		2,587		2,587		100,240				1,387	06/25/2046	1.D FM
..45661E-AA-2	INDX 2006-AR2 A1A - RMBS .....		06/26/2023	Paydown .....		39,071	39,064	31,257	32,381		6,690		6,690		39,071				513	04/25/2046	1.A FM
..45661E-AV-6	INDX 2006-AR4 A1A - RMBS .....		06/26/2023	Paydown .....		29,632	29,632	24,621	26,070		3,562		3,562		29,632				446	05/25/2046	1.A FM
..45661E-DE-1	INDX 2006-AR7 5A1 - CMO/RMBS .....		06/01/2023	Paydown .....		15,182	15,182	7,207	15,006		176		176		15,182				46	05/25/2036	3.C FM
..45661K-AA-8	INDX 2006-AR11 1A1 - CMO/RMBS .....		06/01/2023	Paydown .....		125,325	112,095	104,030	123,449		1,876		1,876		125,325					06/25/2036	1.A FM
..459200-KA-8	INTERNATIONAL BUSINESS MACHINES CORP .....		04/24/2023	Keybank Bank of America Merrill Lynch .....		937,287	1,000,000	1,127,936	1,105,775		(4,926)		(4,926)		1,100,849		(163,562)	(163,562)	15,488	05/15/2029	1.G FE
..459506-AP-6	INTERNATIONAL FLAVORS & FRAGRANCES INC .....		05/04/2023	Lynch .....		3,875,021	4,535,000	3,875,021		1,448		1,448		3,876,469		(1,448)	(1,448)	5,308	10/15/2027	2.C FE	
..466302-AG-1	JPALT 2006-S4 A4 - RMBS .....		06/01/2023	Paydown .....		124,898	134,705	79,389	113,546		11,352		11,352		124,898				2,983	12/25/2036	1.A FM
..466306-AA-5	JPALT 2008-R2 A1 - CMO/RMBS .....		06/01/2023	Paydown .....		29,235	29,689	15,427		13,807		13,807		29,235						06/25/2038	1.A FM
..466313-AJ-2	JABIL INC .....		05/04/2023	Bank of America Merrill Lynch .....		6,516,368	7,255,000	6,516,368		1,032		1,032		6,517,401		(1,032)	(1,032)	81,982	01/15/2030	2.C FE	
..466313-AK-9	JABIL INC .....		05/04/2023	Lynch .....		8,283,956	9,820,000	8,283,956		1,796		1,796		8,285,751		(1,796)	(1,796)	92,472	01/15/2031	2.C FE	
..46647P-AV-8	JPMORGAN CHASE & CO .....		04/24/2023	Wachovia Bank .....		962,954	1,000,000	1,155,823	1,123,950		(6,918)		(6,918)		1,117,032		(154,078)	(154,078)	31,674	07/23/2029	1.F FE
..478045-AA-5	JOHN SEVIER COMBINED CYCLE GENERATION LL .....		04/24/2023	First Tennessee Bank Bank of America Merrill Lynch .....		1,598,103	1,645,678	2,014,306	1,992,270		(5,384)		(5,384)		1,986,886		(388,783)	(388,783)	59,063	01/15/2042	1.C FE
..48203R-AM-6	JUNIPER NETWORKS INC .....		05/04/2023	Bank of America Merrill Lynch .....		3,158,019	3,365,000	3,158,019		316		316		3,158,335		(316)	(316)	29,093	08/15/2029	2.B FE	
..48203R-AN-4	JUNIPER NETWORKS INC .....		05/04/2023	Bank of America Merrill Lynch .....		758,155	835,000	758,155		301		301		758,456		(301)	(301)	4,119	12/10/2025	2.B FE	
..50540R-AV-4	LABORATORY CORPORATION OF AMERICA HOLDIN .....		06/06/2023	Bank of America Merrill Lynch .....		5,503,979	5,775,000	5,562,041		12,411		12,411		5,574,452		(70,473)	(70,473)	68,995	12/01/2024	2.B FE	
..512807-AN-8	LAM RESEARCH CORP .....		06/06/2023	Bank of America Merrill Lynch .....		3,083,693	3,150,000	3,114,326		1,787		1,787		3,116,114		(32,421)	(32,421)	27,598	03/15/2025	1.G FE	
..516681-AC-7	LAQ 2023-LAQ B - CMBS .....		06/15/2023	Paydown .....		131,312	131,312	130,984		328		328		131,312				1,206	03/17/2036	1.D FE	
..516681-AE-3	LAQ 2023-LAQ C - CMBS .....		06/15/2023	Paydown .....		97,188	97,188	96,945		243		243		97,188				981	03/17/2036	1.G FE	
..521865-AY-1	LEAR CORP .....		05/04/2023	Lynch .....		14,355,002	15,008,000	14,355,002		1,491		1,491		14,356,493		(1,491)	(1,491)	83,961	09/15/2027	2.B FE	
..52522D-AL-5	LXS 2006-16N A31 - RMBS .....		05/25/2023	Paydown .....		33,509	33,503	29,972	30,851		3,536	879	2,657		33,509				502	11/25/2046	1.A FM
..52522D-AL-5	LXS 2006-16N A31 - RMBS .....		06/26/2023	Paydown .....		56,962	56,962	50,959	52,454		6,003	1,494	4,509		56,962				1,128	11/25/2046	1.A FM
..52522D-AM-3	LXS 2006-16N A4A - RMBS .....		06/26/2023	Paydown .....		2,632	2,632	2,096	2,233		398		398		2,632				47	11/25/2046	1.A FM
..52524G-AA-0	LXS 2007-7N A1A - RMBS .....		06/26/2023	Paydown .....		121,859	121,340	105,920	107,769		15,975	1,885	14,090		121,859				1,973	06/25/2047	1.A FM
..526057-CR-3	LENNAR CORP .....		06/23/2023	Direct Bank of America Merrill Lynch .....		2,913,759	2,915,000	2,942,518	2,938,739		(8,064)		(8,064)		2,930,675		(16,916)	(16,916)	103,705	11/15/2024	2.B FE
..526107-AE-7	LENNOX INTERNATIONAL INC .....		05/04/2023	Lynch .....		2,231,579	2,420,000	2,231,579		870		870		2,232,449		(870)	(870)	8,803	08/01/2025	2.B FE	
..550279-BA-0	LUM 2006-2 A1A - CMO/RMBS .....		06/26/2023	Paydown .....		11,984	11,983	7,924	8,116		3,868		3,868		11,984				168	02/25/2046	1.A FM
..55275T-AE-8	MABS 2007-WMC1 A5 - RMBS .....		06/26/2023	Paydown .....		82,979	82,979	8,119	7,216		75,763		75,763		82,979				361	01/25/2037	1.A FM
..58013M-FQ-2	MCDONALD'S CORP .....		05/04/2023	Lynch .....		9,493,800	10,000,000	9,493,800		689		689		9,494,489		(689)	(689)	127,000	07/01/2030	2.A FE	
..58549J-CB-8	MELLO 221NV2 B1 - CMO/RMBS .....		06/25/2023	Paydown .....		4,172	2,090	1,686		2,486		2,486		4,172					29	04/25/2052	1.A FM
..59025E-AT-3	MANA 2007-QAR4 A2 - RMBS .....		06/26/2023	Paydown .....		19,916	19,916	9,360	10,991		8,925		8,925		19,916				129	08/25/2037	1.A FM
..606822-AH-7	MITSUBISHI UFJ FINANCIAL GROUP INC .....		06/01/2023	Direct .....		5,000,000	5,000,000	5,000,000	5,000,000					5,000,000						09/13/2023	1.G FE
..61751D-AG-9	MSM 2006-17XS A4 - RMBS .....		06/01/2023	Paydown .....		20,281	20,281	6,006	6,170		14,171	60	14,111		20,281				95	10/25/2046	1.A FM
..61752J-AA-8	MSM 2007-1XS 1A1 - RMBS .....		06/01/2023	Paydown .....		7,855	7,855	3,943	3,264		4,391		4,391		7,855				107	09/25/2046	1.A FM
..61756V-AC-3	MSM 2007-14AR 1A3 - CMO/RMBS .....		06/01/2023	Paydown .....		495	495	120	76		419		419		495				8	10/25/2037	1.A FM

E05.4

STATEMENT AS OF JUNE 30, 2023 OF THE First Allmerica Financial Life Insurance Company

**SCHEDULE D - PART 4**

Show All Long-Term Bonds and Stock Sold, Redeemed or Otherwise Disposed of During the Current Quarter

1	2	3	4	5	6	7	8	9	10	Change In Book/Adjusted Carrying Value					16	17	18	19	20	21	22
										11	12	13	14	15							
CUSIP Identification	Description	Foreign	Disposal Date	Name of Purchaser	Number of Shares of Stock	Consideration	Par Value	Actual Cost	Prior Year Book/ Adjusted Carrying Value	Unrealized Valuation Increase/ (Decrease)	Current Year's (Amortization)/ Accretion	Current Year's Other Than Temporary Impairment Recognized	Total Change in Book/ Adjusted Carrying Value (11 + 12 - 13)	Total Foreign Exchange Change in Book /Adjusted Carrying Value	Book/ Adjusted Carrying Value at Disposal Date	Foreign Exchange Gain (Loss) on Disposal	Realized Gain (Loss) on Disposal	Total Gain (Loss) on Disposal	Bond Interest/ Stock Dividends Received During Year	Stated Contractual Maturity Date	NAIC Designation, NAIC Designation Modifier and SVO Administrative Symbol
..620076-BF-5	MOTOROLA SOLUTIONS INC		05/04/2023	MORGAN STANLEY & CO. LLC		7,516,308	7,640,000	7,516,308			997		997		7,517,305		(997)	(997)	56,876	09/01/2024	2.C FE
..62954W-AC-9	NTT FINANCE CORP	C	04/24/2023	JP Morgan Securities Inc.		5,374,329	5,920,000	5,922,309	5,921,669		(160)		(160)		5,921,509		(547,180)	(547,180)	38,466	04/03/2026	1.F FE
..64829J-AN-3	NRZT 2017-1 B1 - CMO/RMBS		06/01/2023	Paydown		82,596	82,596	85,424	83,765						82,596				1,545	02/26/2057	1.A FM
..65535V-MY-1	NAA 2005-AR4 4A1 - RMBS		06/01/2023	Paydown		15,718	15,718	9,680	9,387						15,718				177	08/25/2035	1.A FM
..65538D-AA-3	NAA 2006-AR4 A1A - RMBS		05/25/2023	Paydown		19,358	19,358	12,794	13,109						19,358				219	12/25/2036	1.A FM
..65538D-AA-3	NAA 2006-AR4 A1A - RMBS		06/26/2023	Paydown		27,053	22,309	14,743	15,106						27,053				335	12/25/2036	1.A FM
..65538D-AE-5	NAA 2006-AR4 A4A - RMBS		06/26/2023	Paydown		53,608	48,151	32,235	33,097						53,608				640	12/25/2036	1.A FM
..65557F-AH-9	NORDEA BANK ABP	C	04/24/2023	Jefferies Bank of New York Mellon		1,389,843	1,500,000	1,703,418	1,665,498						1,657,063		(267,220)	(267,220)	42,646	09/13/2033	1.G FE
..66989H-AN-8	NOVARTIS CAPITAL CORP		04/24/2023	Paydown		961,802	1,000,000	1,104,273	1,078,083						1,072,291		(110,489)	(110,489)	13,545	05/17/2027	1.D FE
..67116V-AA-9	OBX 22NQM6 A1 - CMO/RMBS		06/25/2023	Paydown		30,172	30,172	29,847	29,861						30,172				596	06/25/2062	1.A FE
..67117D-AA-8	OBX 22NQM7 A1 - CMO/RMBS		06/01/2023	Paydown		388	388	376	376						388				3	08/25/2062	1.A FE
..681919-BC-9	OMNICOM GROUP INC		05/04/2023	Bank of America Merrill Lynch		19,165,015	19,985,000	19,165,015							19,166,151		(1,135)	(1,135)	366,059	06/01/2030	2.A FE
..68389X-BS-3	ORACLE CORP		06/06/2023	Bank of America Merrill Lynch		4,343,760	4,500,000	4,377,119							4,384,643		(40,883)	(40,883)	74,856	11/15/2024	2.B FE
..69349L-AR-9	PNC BANK NA		04/24/2023	Direct		330,679	351,000	409,824	398,307						395,766		(65,087)	(65,087)	10,583	07/26/2028	1.G FE
..69377E-AA-7	PPPM 221NV1 A1 - RMBS		06/25/2023	Paydown		35,660	35,660	34,688	34,746						35,660				691	04/25/2067	1.A FE
..693981-AB-8	PRKCM 23AFC1 A2 - CMO/RMBS		06/25/2023	Paydown		11,166	12,811	12,751							11,166				146	02/25/2058	1.C FE
..693981-AC-6	PRKCM 23AFC1 A3 - CMO/RMBS		06/25/2023	Paydown		11,453	13,098	13,037							11,453				152	02/25/2058	1.F FE
..73102Q-AA-4	POLAR TANKERS INC		05/10/2023	Paydown		21,731	21,731	24,712	23,567						21,731		(1,836)	(1,836)	647	05/10/2037	1.F FE
..731572-AB-9	RALPH LAUREN CORP		05/04/2023	Bank of America Merrill Lynch		7,263,849	8,090,000	7,263,849							7,264,940		(1,090)	(1,090)	94,799	06/15/2030	1.G FE
..743315-AW-3	PROGRESSIVE CORP		04/24/2023	SG AMERICAS SECURITIES, LLC		256,690	280,000	312,688	307,456						306,299		(49,609)	(49,609)	5,184	03/26/2030	1.F FE
..74922H-AA-0	RALI 2007-QH1 A1 - RMBS		06/26/2023	Paydown		68,626	68,626	55,327	58,789						68,626				1,052	02/25/2037	1.A FM
..74922T-AA-4	RALI 2007-QH4 A1 - RMBS		06/26/2023	Paydown		143,083	143,083	112,791	119,704						143,083				2,543	05/26/2037	1.A FM
..75115F-AD-2	RALI 2006-Q08 A3A - RMBS		06/26/2023	Paydown		786,868	786,868	560,702	701,561						786,868				13,665	10/25/2046	1.A FM
..75116C-AA-4	RALI 2007-QS6 A1 - CMO/RMBS		06/25/2023	Paydown		17,540	25,332	15,702	16,232						17,540				543	04/25/2037	1.A FM
..76111X-P6-4	RFMSI 2006-S3 A8 - CMO/RMBS		06/01/2023	Paydown		24,776	21,766	19,715	19,320						24,776				516	03/25/2036	4.A FM
..78443C-CM-4	SLMA 2006-A B - ABS		06/15/2023	Paydown		404,974	404,974	374,348	404,760						404,974				10,479	06/15/2039	1.B FE
..78443D-AD-4	SLMA 2007-A A4 - ABS		06/15/2023	Paydown		173,157	173,157	152,967	174,925						173,157				4,428	12/16/2041	1.A FE
..784710-AA-3	SSM HEALTH CARE CORP		04/24/2023	Wachovia Bank		956,636	1,000,000	1,135,618	1,101,903						1,094,476		(137,841)	(137,841)	15,218	06/01/2027	1.E FE
..79583V-AB-6	GRADE 221NV1 A2 - CMBS		06/25/2023	Paydown		185,328	185,328	168,307							185,328				3,941	04/25/2067	1.C FE
..824348-AR-7	SHERWIN-WILLIAMS CO		06/06/2023	Bank of America Merrill Lynch		677,745	705,000	686,970							687,712		(9,968)	(9,968)	8,580	08/01/2025	2.B FE
..84858D-AA-6	SPIRIT AIRLINES CLASS A PASS THROUGH CER		04/01/2023	Paydown		7,653	7,653	8,080	8,019						7,653				157	10/01/2029	2.B FE
..85554N-AJ-9	STARM 2007-3 2A1 - CMO/RMBS		06/01/2023	Paydown		145,822	139,446	133,387	143,237						145,822					06/25/2037	1.A FM
..86063Q-AD-4	STIFEL FINANCIAL CORP		05/04/2023	MORGAN STANLEY & CO. LLC		1,567,946	1,650,000	1,567,946							1,568,668		(723)	(723)	21,427	07/18/2024	2.C FE
..86358R-RA-1	SASC 2002-14A 1A1 - CMO/RMBS		06/01/2023	Paydown		63	63	28							63				1	07/25/2032	1.A FM
..86361B-AJ-6	SARM 2006-7 4A1 - CMO/RMBS		04/01/2023	Paydown		1,398	1,367	361	207						1,398				35	08/25/2036	1.A FM
..86364D-AA-8	SARM 2007-7 1A1 - RMBS		06/26/2023	Paydown		87,748	87,748	68,764	71,111						87,748				1,621	08/25/2037	1.A FM
..86765B-AK-5	ENERGY TRANSFER LP		04/24/2023	PERSHING LLC		482,375	499,000	622,788	617,254						615,996		(133,621)	(133,621)	21,079	02/15/2042	2.C FE

E05.5

STATEMENT AS OF JUNE 30, 2023 OF THE First Allmerica Financial Life Insurance Company

**SCHEDULE D - PART 4**

Show All Long-Term Bonds and Stock Sold, Redeemed or Otherwise Disposed of During the Current Quarter

1	2	3	4	5	6	7	8	9	10	Change In Book/Adjusted Carrying Value					16	17	18	19	20	21	22	
										11	12	13	14	15								
CUSIP Identification	Description	Foreign	Disposal Date	Name of Purchaser	Number of Shares of Stock	Consideration	Par Value	Actual Cost	Prior Year Book/Adjusted Carrying Value	Unrealized Valuation Increase/(Decrease)	Current Year's (Amortization)/Accretion	Current Year's Other Than Temporary Impairment Recognized	Total Change in Book/Adjusted Carrying Value (11 + 12 - 13)	Total Foreign Exchange Change in Book/Adjusted Carrying Value	Book/Adjusted Carrying Value at Disposal Date	Foreign Exchange Gain (Loss) on Disposal	Realized Gain (Loss) on Disposal	Total Gain (Loss) on Disposal	Bond Interest/Stock Dividends Received During Year	Stated Contractual Maturity Date	NAIC Designation, NAIC Designation Modifier and SVO Administrative Symbol	
..87165B-AL-7	SYNCHRONY FINANCIAL		05/04/2023	MORGAN STANLEY & CO. LLC		9,955,320	11,500,000	9,955,320			4,590		4,590		9,959,910		(4,590)	(4,590)	111,103	08/04/2026	2.C FE	
..872540-AT-6	TJX COMPANIES INC		05/04/2023	Bank of America Merrill Lynch		3,555,836	3,660,000	3,555,836			143		143		3,555,980		(143)	(143)	9,061	04/15/2030	1.F FE	
..883556-CM-2	THERMO FISHER SCIENTIFIC INC		04/24/2023	Morgan Stanley		2,279,385	3,000,000	3,000,840	3,000,950		(12)		(12)		3,000,937		(721,553)	(721,553)	44,170	10/15/2041	1.G FE	
..885220-BR-3	TMST 2002-3 A3 - CMO/RMBS		06/01/2023	Paydown		3,326	3,326	3,068	3,224		102		102		3,326				62	09/25/2042	1.A FM	
..885220-EC-3	TMST 2003-5 2A - CMO/RMBS		06/01/2023	Paydown		9,533	9,533	7,080	6,482		3,051		3,051		9,533				149	10/25/2043	1.A FM	
..885220-GZ-0	TMST 2005-1 A1 - CMO/RMBS		06/01/2023	Paydown		8,431	8,431	2,694			8,431		8,431		8,431				159	04/25/2045	1.A FM	
..88522U-AC-1	TMST 2008-1 2A1 - CMO/RMBS		06/01/2023	Paydown JP Morgan Securities		34,848	11,082	8,055	34,624		223		223		34,848						04/25/2038	1.A FM
..891160-MJ-9	TORONTO-DOMINION BANK	C	04/24/2023	Inc.		1,884,995	2,000,000	2,236,848	2,172,358		(14,185)		(14,185)		2,158,173		(273,178)	(273,178)	44,165	09/15/2031	1.F FE	
..90346W-AA-1	AMERICAN AIRLINES 2013-1 PASS THROUGH TR		05/22/2023	Various		415,327	443,831	449,202	448,148		(756)		(756)		447,392		(32,065)	(32,065)	9,172	05/15/2027	3.A FE	
..91324P-DT-6	UNITEDHEALTH GROUP INC		04/24/2023	Direct Bank of America Merrill Lynch		134,267	158,000	180,311	178,841		(327)		(327)		178,513		(44,246)	(44,246)	3,825	08/15/2039	1.F FE	
..91529Y-AL-0	UNUM GROUP		05/04/2023	Bank of America Merrill Lynch		7,855,265	8,110,000	7,855,265			1,064		1,064		7,856,328		(1,064)	(1,064)	316,881	11/05/2025	2.C FE	
..91529Y-AN-6	UNUM GROUP		05/04/2023	Lynch		8,449,657	8,740,000	8,449,657			481		481		8,450,138		(481)	(481)	138,869	06/15/2029	2.C FE	
..92539A-AA-2	VERUS 226 A1 - CMO/RMBS		06/01/2023	Paydown		27,916	27,916	27,785	27,776		141		141		27,916				545	06/27/2067	1.A FE	
..92539N-AC-0	VERUS 227 A3 - CMO/RMBS		06/25/2023	Paydown Bank of America Merrill Lynch		27,975	27,975	27,699			275		275		27,975				644	07/25/2067	1.F FE	
..929089-AB-6	VOYA FINANCIAL INC		05/04/2023	Lynch		32,058,255	33,491,000	32,058,255			4,745		4,745		32,063,000		(4,745)	(4,745)	485,573	06/15/2026	2.B FE	
..92927B-AA-0	WAMU 2007-0A6 1A - CMO/RMBS		06/01/2023	Paydown MORGAN STANLEY & CO. LLC		60,557	60,557	49,318	49,470		11,087		11,087		60,557				702	07/25/2047	1.A FM	
..931427-AH-1	WALGREENS BOOTS ALLIANCE INC		06/23/2023	Bank of America Merrill Lynch		8,337,488	8,530,000	8,393,866	1,999,027		1,186		1,186		8,398,698		(61,210)	(61,210)	162,566	11/18/2024	2.B FE	
..931427-AQ-1	WALGREENS BOOTS ALLIANCE INC		05/04/2023	Bank of America Merrill Lynch		8,912,832	9,236,000	8,912,832			1,083		1,083		8,913,915		(1,083)	(1,083)	138,963	06/01/2026	2.B FE	
..931427-AS-7	WALGREENS BOOTS ALLIANCE INC		05/04/2023	Lynch		5,244,400	5,980,000	5,244,400			970		970		5,245,371		(970)	(970)	12,226	04/15/2030	2.B FE	
..93364A-AB-8	WAMU 2007-0A3 2A - CMO/RMBS		06/01/2023	Paydown		12,677	13,359	10,878	11,500		1,177		1,177		12,677				172	04/25/2047	1.A FM	
..939336-DH-3	WAMU 2002-AR14 A2 - CMO/RMBS		06/01/2023	Paydown		21	20	16	17		4		4		21						11/25/2032	1.A FM
..93934F-OP-0	WMALT 2006-AR3 A1A - CMO/RMBS		06/01/2023	Paydown		8,323	23,193	12,420	14,152		(5,829)		(5,829)		8,323				268	05/25/2046	1.A FM	
..93935H-AF-4	WMALT 2006-7 A3 - RMBS		06/01/2023	Paydown		20,201	20,201	8,554	5,999		14,203		14,203		20,201				105	09/25/2036	1.A FM	
..94988K-AA-5	WFALT 2007-PA6 A1 - CMO/RMBS		06/01/2023	Paydown		24,460	29,439	25,094	24,740		(281)		(281)		24,460				599	12/28/2037	1.A FM	
..94988G-AQ-6	WFALT 2012-RR2 3A2 - CMO/RMBS		06/27/2023	Paydown Bank of America Merrill Lynch		275,418	275,418	181,352	212,246		63,172		63,172		275,418				5,802	03/27/2047	1.A FM	
..98956P-AF-9	ZIMMER BIOMET HOLDINGS INC		06/06/2023	Lynch		14,178,151	14,662,000	14,348,512			15,191		15,191		14,363,701		(185,549)	(185,549)	96,871	04/01/2025	2.B FE	
..G4413*-AA-4	Project Titan - MSN 36013 - ABS		06/25/2023	Direct		258,436	258,436	255,722			604		604		258,436				2,308	07/17/2026	2.A PL	
..G4413*-AB-2	Project Titan - MSN 37943 - ABS		06/25/2023	Direct		19,102	19,102	18,901			13		13		19,102				108	06/11/2026	2.A PL	
..G4413*-AC-0	Project Titan - MSN 36009 - ABS		06/25/2023	Direct		231,488	231,488	229,057			141		141		231,488				1,944	08/17/2026	2.A PL	
<b>1109999999 Subtotal - Bonds - Industrial and Miscellaneous (Unaffiliated)</b>						559,464,297	596,199,843	566,397,584	138,396,355		1,056,306	541,685	514,621		567,134,285		(7,669,986)	(7,669,986)	7,784,640	XXX	XXX	
..978657-AH-9	IEC ENERGY GROUP INC		04/24/2023	SUMRIDGE PARTNERS LLC		812,549	1,000,000	938,740	939,796		236		236		940,033		(127,484)	(127,484)	30,408	05/15/2067	2.B FE	
<b>1309999999 Subtotal - Bonds - Hybrid Securities</b>						812,549	1,000,000	938,740	939,796		236		236		940,033		(127,484)	(127,484)	30,408	XXX	XXX	
..04769#-AF-6	ATLANTA ASSET HOLDINGS LLC - ABS		06/01/2023	Paydown		83,761	61,136	61,136			22,625		22,625		83,761				996	10/25/2057	1.G PL	
..26362#-AA-1	DUBLIN ASSET HOLDINGS - ABS		06/15/2023	Direct		238,857	238,857	238,857							238,857						11/30/2067	1.F PL
..26362#-AB-9	DUBLIN ASSET HOLDINGS A2 - ABS		06/15/2023	Direct		176,590	176,590	176,590							176,590						11/30/2067	1.F PL
..26363*-AA-4	DUBLIN ASSET HOLDINGS 3 A (AVOLON)		04/19/2023	Direct		110,626	110,626	83,635			340		340		110,626				476	11/17/2052	1.F PL	

STATEMENT AS OF JUNE 30, 2023 OF THE First Allmerica Financial Life Insurance Company

**SCHEDULE D - PART 4**

Show All Long-Term Bonds and Stock Sold, Redeemed or Otherwise Disposed of During the Current Quarter

1	2	3	4	5	6	7	8	9	10	Change In Book/Adjusted Carrying Value					16	17	18	19	20	21	22		
										11	12	13	14	15									
CUSIP Identification	Description	Foreign	Disposal Date	Name of Purchaser	Number of Shares of Stock	Consideration	Par Value	Actual Cost	Prior Year Book/Adjusted Carrying Value	Unrealized Valuation Increase/(Decrease)	Current Year's (Amortization)/Accretion	Current Year's Other Than Temporary Impairment Recognized	Total Change in Book/Adjusted Carrying Value (11 + 12 - 13)	Total Foreign Exchange Change in Book /Adjusted Carrying Value	Book/Adjusted Carrying Value at Disposal Date	Foreign Exchange Gain (Loss) on Disposal	Realized Gain (Loss) on Disposal	Total Gain (Loss) on Disposal	Bond Interest/Stock Dividends Received During Year	Stated Contractual Maturity Date	NAIC Designation, NAIC Designation Modifier and SVO Administrative Symbol		
..26363-AA-4	DUBLIN ASSET HOLDINGS 3 A (AVOLON)		06/15/2023	Direct		150,465	150,465	113,753			898		898		150,465				1,103	11/17/2052	1.F PL		
..302635-AK-3	FS KKR CAPITAL CORP		04/24/2023	Direct		8,266,535	10,000,000	9,968,200	9,973,410		1,309		1,309		9,974,719		(1,708,184)	(1,708,184)	166,927	10/12/2028	2.C FE		
..40486-AA-3	HIMT TRUST 2021-A - ABS		06/26/2023	Direct		595,874	595,874	506,136			11,396		11,396		595,874				2,090	12/25/2054	1.D PL		
..40486-AB-1	HIMT TRUST 2021-A B - ABS		04/12/2023	Direct		24,739	24,739	20,435			166		166		24,739				62	12/25/2054	1.G PL		
..40486-AC-9	HIMT TRUST 2021-A C - ABS		04/12/2023	Direct		21,410	21,410	18,058			163		163		21,410				86	12/25/2054	2.C PL		
..40486-AD-7	HIMT TRUST 2021-A D - ABS		04/12/2023	Direct		20,274	20,274	17,089			149		149		20,274				140	12/25/2054	3.C PL		
..40486-AE-5	HIMT TRUST 2021-A E - ABS		04/25/2023	Direct		6,606	6,606	5,014			(349)		(349)		6,606				57	04/30/2053	4.C PL		
..45033-AA-2	INFINITY TRANSPORTATION 2022 CL A - ABS		06/27/2023	Direct		81,864	81,864	81,864							81,864				1,247	01/12/2072	1.F PL		
..45033-AA-2	INFINITY TRANSPORTATION 2022 CL A - ABS		06/27/2023	Direct		14,179	14,179	14,179							14,179				158	01/12/2072	1.F PL		
..45675-AA-3	INFINITY ASSET HLD 2020 CLASS A - ABS		06/27/2023	Direct		387,380	387,380	341,407	196,043		1,489		1,489		387,380				3,049	01/25/2057	1.F PL		
..45675-AB-1	INFINITY ASSET HLDS 2020 CLASS B - ABS		04/19/2023	Direct		21,837	21,837	18,699	11,049		10		10		21,837				239	01/25/2057	3.B PL		
..45675-AC-9	INFINITY ASSET HLDS 2020 CLASS C - ABS		04/19/2023	Direct		5,696	5,696	4,950	2,882		2		2		5,696				80	01/25/2057	4.B PL		
..45675-AM-9	ILDAH 2022 CLASS A - ABS		06/27/2023	Direct		61,893	61,893	61,893	61,893						61,893				1,190	04/25/2055	1.F PL		
1509999999. Subtotal - Bonds - Parent, Subsidiaries and Affiliates						10,268,586	11,979,426	11,731,895	10,721,860		38,198		38,198		11,976,770		(1,708,184)	(1,708,184)	177,900	XXX	XXX		
2509999997. Total - Bonds - Part 4						939,158,297	984,274,910	951,839,245	163,857,294		1,047,196	541,685	505,511		952,551,959		(13,393,662)	(13,393,662)	10,429,613	XXX	XXX		
2509999998. Total - Bonds - Part 5						XXX	XXX	XXX	XXX	XXX	XXX	XXX	XXX	XXX	XXX	XXX	XXX	XXX	XXX	XXX	XXX	XXX	
2509999999. Total - Bonds						939,158,297	984,274,910	951,839,245	163,857,294		1,047,196	541,685	505,511		952,551,959		(13,393,662)	(13,393,662)	10,429,613	XXX	XXX		
4509999997. Total - Preferred Stocks - Part 4							XXX														XXX	XXX	
4509999998. Total - Preferred Stocks - Part 5						XXX	XXX	XXX	XXX	XXX	XXX	XXX	XXX	XXX	XXX	XXX	XXX	XXX	XXX	XXX	XXX	XXX	XXX
4509999999. Total - Preferred Stocks							XXX														XXX	XXX	
5989999997. Total - Common Stocks - Part 4							XXX														XXX	XXX	
5989999998. Total - Common Stocks - Part 5						XXX	XXX	XXX	XXX	XXX	XXX	XXX	XXX	XXX	XXX	XXX	XXX	XXX	XXX	XXX	XXX	XXX	XXX
5989999999. Total - Common Stocks							XXX															XXX	XXX
5999999999. Total - Preferred and Common Stocks							XXX															XXX	XXX
6009999999 - Totals						939,158,297	XXX	951,839,245	163,857,294		1,047,196	541,685	505,511		952,551,959		(13,393,662)	(13,393,662)	10,429,613	XXX	XXX		

E05.7

STATEMENT AS OF JUNE 30, 2023 OF THE First Allmerica Financial Life Insurance Company

**SCHEDULE DB - PART A - SECTION 1**

Showing all Options, Caps, Floors, Collars, Swaps and Forwards Open as of Current Statement Date

1	2	3	4	5	6	7	8	9	10	11	12	13	14	15	16	17	18	19	20	21	22	23			
Description	Description of Item(s) Hedged, Used for Income Generation or Replicated	Schedule/ Exhibit Identifier	Type(s) of Risk(s) (a)	Exchange, Counterparty or Central Clearinghouse	Trade Date	Date of Maturity or Expiration	Number of Contracts	Notional Amount	Strike Price, Rate or Index Received (Paid)	Cumulative Prior Year(s) Initial Cost of Un-discounted Premium (Received) Paid	Current Year Initial Cost of Un-discounted Premium (Received) Paid	Current Year Income	Book/ Adjusted Carrying Value	Code	Fair Value	Unrealized Valuation Increase/ (Decrease)	Total Foreign Exchange Change in B./A.C.V.	Current Year's (Amortization)/ Accretion	Adjustment to Carrying Value of Hedged Item	Potential Exposure	Credit Quality of Reference Entity	Hedge Effectiveness at Inception and at Quarter-end (b)			
007999999	Subtotal - Purchased Options - Hedging Effective Excluding Variable Annuity Guarantees Under SSAP No.108														XXX								XXX	XXX	
014999999	Subtotal - Purchased Options - Hedging Effective Variable Annuity Guarantees Under SSAP No.108														XXX									XXX	XXX
1YR/PS/231117/76-59.24	General business	NA	Equity/Index	BNP PARIBAS	549300WCB70006XZS54	05/10/2023	11/17/2023	43,721	3,700,000	59.24	90,648		50,879		50,879	(39,769)									
016999999	Subtotal - Purchased Options - Hedging Other - Put Options										90,648			50,879	XXX	50,879	(39,769)						XXX	XXX	
021999999	Subtotal - Purchased Options - Hedging Other										90,648			50,879	XXX	50,879	(39,769)						XXX	XXX	
028999999	Subtotal - Purchased Options - Replications														XXX								XXX	XXX	
035999999	Subtotal - Purchased Options - Income Generation														XXX								XXX	XXX	
042999999	Subtotal - Purchased Options - Other														XXX								XXX	XXX	
043999999	Total Purchased Options - Call Options and Warrants														XXX								XXX	XXX	
044999999	Total Purchased Options - Put Options										90,648			50,879	XXX	50,879	(39,769)						XXX	XXX	
045999999	Total Purchased Options - Caps														XXX								XXX	XXX	
046999999	Total Purchased Options - Floors														XXX								XXX	XXX	
047999999	Total Purchased Options - Collars														XXX								XXX	XXX	
048999999	Total Purchased Options - Other														XXX								XXX	XXX	
049999999	Total Purchased Options										90,648			50,879	XXX	50,879	(39,769)						XXX	XXX	
056999999	Subtotal - Written Options - Hedging Effective Excluding Variable Annuity Guarantees Under SSAP No.108														XXX									XXX	XXX
063999999	Subtotal - Written Options - Hedging Effective Variable Annuity Guarantees Under SSAP No.108														XXX									XXX	XXX
070999999	Subtotal - Written Options - Hedging Other														XXX									XXX	XXX
077999999	Subtotal - Written Options - Replications														XXX									XXX	XXX
084999999	Subtotal - Written Options - Income Generation														XXX									XXX	XXX
091999999	Subtotal - Written Options - Other														XXX									XXX	XXX
092999999	Total Written Options - Call Options and Warrants														XXX									XXX	XXX
093999999	Total Written Options - Put Options														XXX									XXX	XXX
094999999	Total Written Options - Caps														XXX									XXX	XXX
095999999	Total Written Options - Floors														XXX									XXX	XXX
096999999	Total Written Options - Collars														XXX									XXX	XXX
097999999	Total Written Options - Other														XXX									XXX	XXX
098999999	Total Written Options														XXX									XXX	XXX
104999999	Subtotal - Swaps - Hedging Effective Excluding Variable Annuity Guarantees Under SSAP No.108														XXX									XXX	XXX
110999999	Subtotal - Swaps - Hedging Effective Variable Annuity Guarantees Under SSAP No.108														XXX									XXX	XXX
116999999	Subtotal - Swaps - Hedging Other														XXX									XXX	XXX
122999999	Subtotal - Swaps - Replication														XXX									XXX	XXX
128999999	Subtotal - Swaps - Income Generation														XXX									XXX	XXX
134999999	Subtotal - Swaps - Other														XXX									XXX	XXX
135999999	Total Swaps - Interest Rate														XXX									XXX	XXX
136999999	Total Swaps - Credit Default														XXX									XXX	XXX
137999999	Total Swaps - Foreign Exchange														XXX									XXX	XXX
138999999	Total Swaps - Total Return														XXX									XXX	XXX
139999999	Total Swaps - Other														XXX									XXX	XXX
140999999	Total Swaps														XXX									XXX	XXX
147999999	Subtotal - Forwards														XXX									XXX	XXX
150999999	Subtotal - SSAP No. 108 Adjustments														XXX									XXX	XXX
168999999	Subtotal - Hedging Effective Excluding Variable Annuity Guarantees Under SSAP No.108														XXX									XXX	XXX
169999999	Subtotal - Hedging Effective Variable Annuity Guarantees Under SSAP No.108														XXX									XXX	XXX
170999999	Subtotal - Hedging Other										90,648			50,879	XXX	50,879	(39,769)							XXX	XXX
171999999	Subtotal - Replication														XXX									XXX	XXX
172999999	Subtotal - Income Generation														XXX									XXX	XXX
173999999	Subtotal - Other														XXX									XXX	XXX

**SCHEDULE DB - PART A - SECTION 1**

Showing all Options, Caps, Floors, Collars, Swaps and Forwards Open as of Current Statement Date

1	2	3	4	5	6	7	8	9	10	11	12	13	14	15	16	17	18	19	20	21	22	23			
Description	Description of Item(s) Hedged, Used for Income Generation or Replicated	Schedule/ Exhibit Identifier	Type(s) of Risk(s) (a)	Exchange, Counterparty or Central Clearinghouse	Trade Date	Date of Maturity or Expiration	Number of Contracts	Notional Amount	Strike Price, Rate or Index Received (Paid)	Cumulative Prior Year(s) Initial Cost of Un-discounted Premium (Received) Paid	Current Year Initial Cost of Un-discounted Premium (Received) Paid	Current Year Income	Book/ Adjusted Carrying Value	Code	Fair Value	Unrealized Valuation Increase/ (Decrease)	Total Foreign Exchange Change in B./A.C.V.	Current Year's (Amortization)/ Accretion	Adjustment to Carrying Value of Hedged Item	Potential Exposure	Credit Quality of Reference Entity	Hedge Effectiveness at Inception and at Quarter-end (b)			
1749999999. Subtotal - Adjustments for SSAP No. 108 Derivatives													XXX									XXX	XXX		
1759999999 - Totals												90,648		50,879	XXX	50,879	(39,769)							XXX	XXX

(a)

Code	Description of Hedged Risk(s)

(b)

Code	Financial or Economic Impact of the Hedge at the End of the Reporting Period

**SCHEDULE DB - PART B - SECTION 1**

Futures Contracts Open as of the Current Statement Date

1	2	3	4	5	6	7	8	9	10	11	12	13	14	Highly Effective Hedges			18	19	20	21	22	
														15	16	17						
Ticker Symbol	Number of Contracts	Notional Amount	Description	Description of Item(s) Hedged, Used for Income Generation or Replicated	Schedule/ Exhibit Identifier	Type(s) of Risk(s) (a)	Date of Maturity or Expiration	Exchange	Trade Date	Transaction Price	Reporting Date Price	Fair Value	Book/ Adjusted Carrying Value	Cumulative Variation Margin	Deferred Variation Margin	Change in Variation Margin Gain (Loss) Used to Adjust Basis of Hedged Item	Cumulative Variation Margin for All Other Hedges	Change in Variation Margin Gain (Loss) Recognized in Current Year	Potential Exposure	Hedge Effectiveness at Inception and at Quarter-end (b)	Value of One (1) Point	
ESU3 .....	.....2	..... 434,907	EMINI S&P SEP3 .....	Fixed Index Annuity	Annual Exh 5 Reserve .....	Equity/Index	09/15/2023	JPMorgan Chase Bank, National Asc	.....	.....	.....	.....	.....	.....	.....	.....	.....	.....	.....	.....	.....	
1539999999. Subtotal - Long Futures - Hedging Other												13,918	13,918	13,918					8,977	4488.25	XXX	XXX
1579999999. Subtotal - Long Futures												13,918	13,918	13,918					8,977		XXX	XXX
1649999999. Subtotal - Short Futures																					XXX	XXX
1679999999. Subtotal - SSAP No. 108 Adjustments																					XXX	XXX
1689999999. Subtotal - Hedging Effective Excluding Variable Annuity Guarantees Under SSAP No.108																					XXX	XXX
1699999999. Subtotal - Hedging Effective Variable Annuity Guarantees Under SSAP No.108																					XXX	XXX
1709999999. Subtotal - Hedging Other												13,918	13,918	13,918					8,977		XXX	XXX
1719999999. Subtotal - Replication																					XXX	XXX
1729999999. Subtotal - Income Generation																					XXX	XXX
1739999999. Subtotal - Other																					XXX	XXX
1749999999. Subtotal - Adjustments for SSAP No. 108 Derivatives																					XXX	XXX
1759999999 - Totals												13,918	13,918	13,918					8,977		XXX	XXX

**NONE**

Broker Name	Beginning Balance	Cumulative Cash Change	Ending Cash Balance
Total Net Cash Deposits			

(a)

Code	Description of Hedged Risk(s)

(b)

Code	Financial or Economic Impact of the Hedge at the End of the Reporting Period

E07



STATEMENT AS OF JUNE 30, 2023 OF THE First Allmerica Financial Life Insurance Company

**SCHEDULE DB - PART D - SECTION 1**

Counterparty Exposure for Derivative Instruments Open as of Current Statement Date

1 Description of Exchange, Counterparty or Central Clearinghouse	2 Master Agreement (Y or N)	3 Credit Support Annex (Y or N)	Counterparty Offset		Book/Adjusted Carrying Value			Fair Value			12 Potential Exposure	13 Off-Balance Sheet Exposure
			4 Fair Value of Acceptable Collateral	5 Present Value of Financing Premium	6 Contracts With Book/Adjusted Carrying Value >0	7 Contracts With Book/Adjusted Carrying Value <0	8 Exposure Net of Collateral	9 Contracts With Fair Value >0	10 Contracts With Fair Value <0	11 Exposure Net of Collateral		
0199999999 - Aggregate Sum of Exchange Traded Derivatives	XXX	XXX	XXX		13,918		13,918	13,918		13,918	8,977	8,977
BNP PARIBAS	Y	N			50,879		50,879	50,879		50,879		
0299999999. Total NAIC 1 Designation					50,879		50,879	50,879		50,879		
0899999999. Aggregate Sum of Central Clearinghouses (Excluding Exchange Traded)												
0999999999 - Gross Totals					64,796		64,796	64,796		64,796	8,977	8,977
1. Offset per SSAP No. 64												
2. Net after right of offset per SSAP No. 64					64,796							

E08

Schedule DB - Part D-Section 2 - Collateral for Derivative Instruments Open - Pledged By

**N O N E**

Schedule DB - Part D-Section 2 - Collateral for Derivative Instruments Open - Pledged To

**N O N E**

Schedule DB - Part E - Derivatives Hedging Variable Annuity Guarantees

**N O N E**

Schedule DL - Part 1 - Reinvested Collateral Assets Owned

**N O N E**

Schedule DL - Part 2 - Reinvested Collateral Assets Owned

**N O N E**

### SCHEDULE E - PART 1 - CASH

Month End Depository Balances

1 Depository	2 Code	3 Rate of Interest	4 Amount of Interest Received During Current Quarter	5 Amount of Interest Accrued at Current Statement Date	Book Balance at End of Each Month During Current Quarter			9 *
					6 First Month	7 Second Month	8 Third Month	
Bank of New York ..... New York, NY .....					(4,469,706)	(4,453,655)		.XXX.
UMB ..... Kansas City, MO .....					2,323,160	2,987,981	2,773,503	.XXX.
Citi ..... New York, NY .....					21,565,716	20,230,555	6,624,862	.XXX.
Wells Fargo ..... Lincoln, NB .....					262,871	1,409,068	(5,754,906)	.XXX.
US Bank ..... New York, NY .....					3,418		519,114	.XXX.
JPM ..... New York, NY .....					505,071	507,015	1,043,500	.XXX.
0199998. Deposits in ... depositories that do not exceed the allowable limit in any one depository (See instructions) - Open Depositories	XXX	XXX						XXX
0199999. Totals - Open Depositories	XXX	XXX			20,190,530	20,680,964	5,206,073	XXX
0299998. Deposits in ... depositories that do not exceed the allowable limit in any one depository (See instructions) - Suspended Depositories	XXX	XXX						XXX
0299999. Totals - Suspended Depositories	XXX	XXX						XXX
0399999. Total Cash on Deposit	XXX	XXX			20,190,530	20,680,964	5,206,073	XXX
0499999. Cash in Company's Office	XXX	XXX	XXX	XXX				XXX
.....								
.....								
.....								
.....								
.....								
.....								
0599999. Total - Cash	XXX	XXX			20,190,530	20,680,964	5,206,073	XXX

STATEMENT AS OF JUNE 30, 2023 OF THE First Allmerica Financial Life Insurance Company

## SCHEDULE E - PART 2 - CASH EQUIVALENTS

Show Investments Owned End of Current Quarter

1	2	3	4	5	6	7	8	9
CUSIP	Description	Code	Date Acquired	Rate of Interest	Maturity Date	Book/Adjusted Carrying Value	Amount of Interest Due and Accrued	Amount Received During Year
0109999999	Total - U.S. Government Bonds							
0309999999	Total - All Other Government Bonds							
0509999999	Total - U.S. States, Territories and Possessions Bonds							
0709999999	Total - U.S. Political Subdivisions Bonds							
0909999999	Total - U.S. Special Revenues Bonds							
1109999999	Total - Industrial and Miscellaneous (Unaffiliated) Bonds							
1309999999	Total - Hybrid Securities							
1509999999	Total - Parent, Subsidiaries and Affiliates Bonds							
1909999999	Subtotal - Unaffiliated Bank Loans							
2419999999	Total - Issuer Obligations							
2429999999	Total - Residential Mortgage-Backed Securities							
2439999999	Total - Commercial Mortgage-Backed Securities							
2449999999	Total - Other Loan-Backed and Structured Securities							
2459999999	Total - SVO Identified Funds							
2469999999	Total - Affiliated Bank Loans							
2479999999	Total - Unaffiliated Bank Loans							
2509999999	Total Bonds							
09248U-71-8	BLKPK LQ:T-FUND INSTL		06/30/2023	5.000		55,079,209	190,712	79,072
31846V-32-8	FIRST AMER:TRS OBG X		06/30/2023	5.040		32,462,839	223,301	6,823
38141W-32-3	GOLDMAN:FS TRS O INST		06/30/2023	4.990		86,293,649	424,011	98,513
8209999999	Subtotal - Exempt Money Market Mutual Funds - as Identified by the SVO					173,835,697	838,023	184,408
8AMMFO-FN-6	US BANK MONEY MARKET IT&C		06/15/2023	4.000		5,651,978	17,039	18,854
8309999999	Subtotal - All Other Money Market Mutual Funds					5,651,978	17,039	18,854
8609999999	Total Cash Equivalents					179,487,675	855,063	203,262

E14